

CAMBRIDGE

English Unlimited



A1 Starter
Coursebook

Adrian Doff



English Unlimited



A1 Starter Coursebook with e-Portfolio

Adrian Doff



CAMBRIDGE
UNIVERSITY PRESS

Acknowledgements

Adrian Doff would like to thank Karen Momber and Keith Sands at Cambridge University Press for overseeing the project and for their invaluable help and support throughout the development of this course. He would also like to thank his editor, Andrew Reid, for his commitment and hard work and his help in bringing the book into its final form. He would like to thank Dr Astrid Krake and Donna Liersch at the Volkshochschule München for giving him an opportunity to teach there and try out new ideas.

He would also like to thank Gabriella Zaharias for consistently supporting and encouraging him during the writing of this book.

The authors and publishers would like to thank the following people who contributed to the authentic recordings:

Lion Bischof, Grover Evans Jr, Emma Jones, Donna Liersch, Olliver Sebastian, André Zaharias, Gabriella Zaharias.

We would also like to thank the following people for their contributions to photographs:

Wendy Tina Azu, Corinne Doff, Natasha Doff.

The publishers would like to thank the following teachers for all the insightful, practical feedback they provided on the early drafts of the Coursebook:

Steve Banfield, Sandra Oddy (United Arab Emirates); Donna Liersch, Regina Titelius (Germany); Paulo Henrique Gomes do Abreu (Brazil); Nigel Daly (Taiwan); Jamelea Nader (Japan); Howard Smith (United Kingdom); Gill Hamilton (Spain); Cecelia Araceli Medrano Vela (Mexico).

We are also grateful to the following contributors:

Picture research: Hilary Luckcock

Photography: Gareth Boden

Audio recordings: John Green at Audio Workshop and i-Audio, London
Design and page make-up by Stephanie White at Kamae Design.

The authors and publishers acknowledge the following sources of copyright material and are grateful for the permissions granted. While every effort has been made, it has not always been possible to identify the sources of all the material used, or to trace all copyright holders. If any omissions are brought to our notice, we will be happy to include the appropriate acknowledgements on reprinting.
Text on pages 81, 92 and 94 reproduced with kind permission of Erich Lejeune.

The publishers are grateful to the following for the permissions to reproduce copyright photographs and material:

Key: l = left, c = centre, r = right, t = top, b = bottom

Andrew Risk for p12(c), p12(b); Alamy/©Rod McLean for p8(br), /©Westend61 GmbH for p9, /©Noimage for p12(cr), /©Rex Argent for p15(A), /©Mary Evans Picture Library for p15(D), /©Kuttig-People for p16(tl), /©Richard Baker for p16(tr), /©GlowImages for p20(bl), /©Eric James for p22(cl), /©Chris Pritchard for p22(r), /©Westend61 GmbH for p25(l), ©Andrew Holt for p28(cr), /©Datacraft Co. Ltd for p34(tl), /©Radius Images for p34(cl), /©UpperCut Images for p34(br), /©Tim Ha for p36(bl), /©Iconotec for p36(C), /©Megapress for p39(t), /©vario images GmbH & Co KG for p48(l), /©Karen T Spencer for p48(cl), /©Joe Tree for p48(cr), /©Picture Contact for p52(1), /©Paul Springett 05 for p52(5), /©Jon Arnold Images Ltd for p52(4), /©foodfolio for p54(2), /©Blend Images for p54(3), /©Westend61 GmbH for p54(0lga), /©UpperCut Images for p54(Connie), /©Blend Images for p57(C), /©Yadid Levy for p57(D), /©Jon Arnold Images for p62(A), /©Wildscape for p62(cr), /©Jim Snyders for p62(br), /©Yadid Levy for p64(tl), /©Image Werks Co Ltd for p65(tl), /©Stephen Lloyd, Singapore for p65(b), /©David Muscroft for p71, /©David R Frazier Photolibrary for p74(B), /©Howard Davies for p76(b), /©Dinodia Images for p78(2), /©Interfoto for p78(6), /©Photofusion Picture Library for p80(tl), /©Mauro Rinaldi for p81(r), /©Anthony Haigh for p82(l), /©Martin Thomas for p86(D), /©Bubbles Photo Library for p87(bl), /©Chris Ratcliffe for p97(tl), /©Peter Greenhalgh[UKpix.com] for p97(bl), /©Chad Ehlers for p97(tr), /©David Angel for p97(bc); Andrew Reid for

p97(tc); Bridgeman Art Library/©Museum Picasso, Paris, France, DACS for p79(b); Corbis/©Ned Frisk Photography for p6(b), /©Ingo Boddenberg for p11, /©Gideon Mendel for p17(A), /©Image Source for p17(D), /©Arthur Thevenart for p48(r), /©Geoff Arrow for p52(2), /©Jim Craigmyle for p56(bl), /©Bettmann for p60(c), /©Jose Fuste Raga for p62(E), /©Steve Prezant for p70(C), /©Jack Hollingsworth for p70(A), /©Bettmann for p78(4), /©Bettmann for p78(5), /©Skyscan for p86(A); Daily News Pictures, New York/©Rosier for p17(tr); Education Photos/©John Walmsley for p46(br); Getty/©Romilly Lockyer for p6(tl), /©Gulf Images for p15(tl), /©Jeff Zaruba for p16(F), /©Anderson Ross for p17(F), /©JJ for p22(l), /©Samba Photo/Edu Lyra for p22(cr), /©Zubin Shroff for p44(t), /©Brooke Slezak for p52(t), /©Imagemore Co Ltd for p57(A), /©Marco Cristofori for p76(c), /©Time & Life Pictures for p78(7), /©Hulton Archive for p79(t), /©Ryan McVay for p90(C), 98(C); Harper Collins/©Thorsons for p58(tl); istockphoto/©Huchen Lu for p27(t), /©Pattie Steib for p15(C), /©Norman Pogson for p16(E), /©Brad Killer for p18(A), /©Niko Smrke for p20(br), /©Chris Schmidt for p31, /©Wrangel for p41(1), /©Andrew Simpson for p41(3), /©Brian McEntire for p41(4), /©Denise Ritchie for p41(5), /©Bryan Myhr for p41(6), /©poco-bw for p41(7), 41(8), /©Diane Diederich for p44(b), /©Rene Mansi for p49(l), /©Mike Clarke for p49(c), /©Tommel for p49(r), /©Pavel Losevsky for p54(1), /©Ivana Brcic for p57(B), /©Jasmin Awad for p70(tl), /©Marcus Lindstrom for p74(D), /©Quavondo for p80(c), /©Oversnap Photography for p86(C), /©Frank van den Bergh for p86(H), ©Eric Michaud for p87(cl), /©Raghuvanshi for p87(cc), /©Digitalskillet for p87(cr), /©Steve Cole for p87(bc), /©Chris Schmidt for p87(br), /©Colleen Butler for p90(A), /©Paul Hill for p90(B), /©Dan Barnes for p90(E), /©Colleen Butler for p98(A), /©Paul Hill for p98(B), /©Dan Barnes for p98(E); Lebrecht Photo Library/©RA for p84(t); Lonely Planet/©Monfred Gottschalk for p17(tl), Luxe Interior Decoration LLC/©Tom Dixon for p8(bc); PA/©Tony Marshall/Empics Sport for p81(l); Photolibrary/©Digital Vision for p15(B), /©Banastock for p16(D), /©Monkey Business Images Ltd for p17(B), /©Westend61 for p18(tl), /©Robert Harding for p28(cl), /©fancy for p34(bc), /©Image Source for p34(cr), /©Digital Vision for p44(c), /©Rubberball for p46(bl), /©Holger Leue for p52(3), /©iZA Stock for p57(E), /©Corbis for p64(tr), /©ImageState for p65(tr), /©Juan Manuel Silva for p74(A), /©Westend61 for p80(b), /©ESP Photo for p86(B); Punchstock/©Juice Images for p12(tl), /©Design Pics for p12(tr), /©Rubberball for p17(tl), /©Creatas for p18(B), /©MIXA for p20(ct), /©Valueline for p26, /©GoGo Images for p34(tr), /©Banastock for p60(b); Rex Features/©N D/Violet for p78(3), /©Eitan Simanor/Robert Harding for p86(G); Shutterstock/©Jan Kranendonk for p8(bl), /©Stephen Coburn for p12(ct), /©D J Kinder for p16(C), /©Baevskiy Dmitry for p17(C), /©Beerkoff for p17(E), /©Losevsky Pavel for p18(C), /©Monkey Business Images for p25(r), /©Amy Nichole Harris for p28(b), /©Instinct Design for p36(B), /©David Vadala, for p41(2), /©Solovieva Ekaterina for p56(tr), /©Pierdelune for p62(B), /©Ian Stewart for p62(C), /©Maksym Gorpenyuk for p62(D), /©Galyna Andrushko for p62(cl), /©Amra Pasic for p64(bl), /©Juriah Mosin for p64(br), /©Andrey Starostin for p67(t), /©JayDee for p67(b), /©Galyna Andrushko for p68(t), /©dwpphotos for p74(C), /©Michael Zysman for p82(t), /©Pierdelune for p86(E), /©Konglinguang for p86(F), /©Stefan Ataman for p90(D), /©bubamarac for p90(F), /©Philip Lange for p90(G), /©Stefan Ataman for p98(D), /©bubamarac for p98(F), /©Philip Lange for p98(G); Throckmorton Fine Art, New York for p84(c); Topfoto/©The Granger Collection for p78(1).

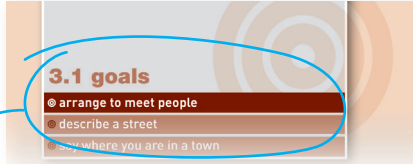
The following photographs were taken on commission by Gareth Boden for CUP:
p15(c), p30(all), p31(tl, tr), p46(cl), p50, p54(André), p56(tc, br), p57(tr), p70(tr), p70(B), p72, p73.

We are grateful to the following for their help with the commissioned photography:


Clare Rintall, Simon Balle School, Hertford, University of Hertfordshire, Hatfield.

Illustrations by Kathy Baxendale, Tom Croft, Mark Duffin, Julian Mosedale, Mark Preston, Martin Sanders, Nigel Sanderson, Sean Sims, Lucy Truman.

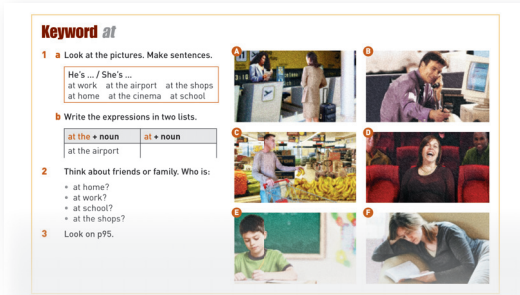
How to use this coursebook



Each unit of this book is divided into sections, with clear, practical **goals** for learning.



The first five pages of the unit help you build your language skills and knowledge. These pages include speaking, listening, reading, writing, grammar and vocabulary activities. They also include **Classroom language** and **Sounds and spelling** activities. They are followed by a **Target activity** which will help you put together what you have learned.



Then there is a **Keyword** section, which looks at the most common and useful words in English. This is followed by an **Explore speaking** or **Explore writing** task, and an **Across cultures** activity. These sections give you extra language and skills work, all aiming to help you become a better communicator in English and a more effective learner.




The **Look again** section takes another look at the target language for the unit, helping you to review and extend your learning.



This symbol shows you when you can hear and practise the correct pronunciation of key language, using the audio CD.



The **e-Portfolio** DVD-ROM contains useful reference material for all the units, as well as self-assessment to help you test your own learning, and Wordcards to help you test your vocabulary learning.



You can do more practice by yourself using the **Self-study Pack**, which includes a workbook and interactive DVD-ROM.



The DVD-ROM contains video and over 200 interactive activities.



	Goals	Language	Skills	Explore
1 pages 6–13	<h2>Hello</h2> <ul style="list-style-type: none"> talk to someone for the first time introduce yourself say where you are from ask people where they are from ask and say where places are say where you live ask and say if you are married say if you have children <p>Target activity Talk to someone for the first time</p>	<p>Grammar Questions p7 <i>It's ... , Where is ... ?</i> p8 <i>I / We + verb</i> p9 <i>I'm not, we're not</i> p10</p> <p>Vocabulary <i>Hello, I'm, My ...</i> p6 Countries p7 <i>big, small ...</i> p8 Numbers 0–10 p10 <i>boy, girl ...</i> p10</p>	<p>Reading <i>I live ...</i> p8</p> <p>Listening <i>What's your name?</i> p6 Olga from Moscow p9</p> <p>Speaking Introducing yourself p6 Saying where you are from p7</p> <p>Writing Where you live p9</p>	<p>Classroom language Letter, word, sentence ...</p> <p>Sounds and spelling The letter <i>i</i></p> <p>Keyword <i>this</i></p> <p>EXPLORE Speaking say hello and goodbye</p> <p>Across cultures Students</p>
2 pages 14–21	<h2>People</h2> <ul style="list-style-type: none"> talk about people you know ask and say how old people are talk about families ask and say where you work ask and say where other people work say where other people live and work <p>Target activity Talk about people you know</p>	<p>Grammar <i>He's ... , She's ...</i> p14 <i>He / She works</i> p17 <i>lives, works, has</i> p18</p> <p>Vocabulary Numbers 11–20 p14 Family p15 <i>work in, work for</i> p16 Places of work p16</p>	<p>Reading and Listening Donna's family p18</p> <p>Listening Omar and Emma p15 Party conversations p16</p> <p>Speaking Buying a birthday card p14 Talking about families p15 Talking about work p17</p>	<p>Classroom language <i>Look, read, write ...</i></p> <p>Sounds and spelling The letters <i>th</i></p> <p>Keyword <i>have</i> (1)</p> <p>EXPLORE Writing spell words aloud</p> <p>Across cultures Families and children</p>
3 pages 22–29	<h2>Where and when?</h2> <ul style="list-style-type: none"> arrange to meet people describe a street say where you are in a town ask and say the time say what time of day you do things say if you are free say where and when to meet <p>Target activity Arrange to meet people</p>	<p>Grammar <i>there's, there are</i> p22</p> <p>Vocabulary Streets p22 Places in towns p23 Numbers 20, 25, 30 ... p24 Clock times p24 <i>morning, afternoon ...</i> p24 Days p26 <i>in, on, at</i> p26 Let's meet ... p27</p>	<p>Reading Three cafés p23 Sleep p25</p> <p>Listening Describing streets p22 Aki's diary p26</p> <p>Listening and Speaking Asking the time p24</p> <p>Speaking Saying where you are p23 Saying when you are free p26</p> <p>Speaking and Writing Describing a street outside p22</p>	<p>Classroom language Your book</p> <p>Sounds and spelling The letter <i>a</i></p> <p>Keyword <i>at</i></p> <p>EXPLORE Speaking respond to questions say you're not sure</p> <p>Across cultures Shops</p>
4 pages 30–37	<h2>About you</h2> <ul style="list-style-type: none"> say how you spend your time talk about things you often do say what you like and don't like say what you eat and drink ask for a drink in a café describe a restaurant or café ask how people spend their time ask what people like <p>Target activity Say how you spend your time</p>	<p>Grammar <i>I don't (like) ...</i> p31 <i>Do you ... ?</i> p34</p> <p>Vocabulary Activity verbs p30 Food p32 <i>often, sometimes ...</i> p32 Drinks p32</p>	<p>Reading A restaurant guide p33</p> <p>Listening André p30</p> <p>Listening and Speaking What you like and don't like p31</p> <p>Speaking Asking how people spend their time and what they like p34</p> <p>Writing What you like and don't like p31 Describing a restaurant or café p33</p>	<p>Classroom language Noun, verb, adjective</p> <p>Sounds and spelling <i>e, ee and ea</i></p> <p>Keyword <i>go</i></p> <p>EXPLORE Writing write a description join ideas using <i>and / but</i></p> <p>Across cultures Tea</p>
5 pages 38–45	<h2>Things to buy</h2> <ul style="list-style-type: none"> choose and buy things identify common objects ask about things in shops ask and say how much things are say what clothes you wear ask about prices say what colours you like look at things in shops ask about price and size <p>Target activity Choose and buy things</p>	<p>Grammar Singular and plural nouns p38 <i>How much ... ?</i> p40 <i>He / She doesn't + verb</i> p41 <i>this, these</i> p42</p> <p>Vocabulary Common objects p38 Numbers, prices p39 Clothes p40 Colours p41</p>	<p>Listening A street kiosk p39 What colours do you like? p41</p> <p>Speaking Conversations at a kiosk p39 What colours do you wear? p41 Asking the price p42</p>	<p>Classroom language Instructions (1)</p> <p>Sounds and spelling The sound /ə/</p> <p>Keyword <i>in, on</i></p> <p>EXPLORE Speaking use <i>sorry</i> and <i>excuse me</i> in conversations</p> <p>Across cultures Office clothes</p>

	Goals	Language	Skills	Explore ...
6 pages 46–53	Every day <ul style="list-style-type: none"> talk about things you do every day talk about your daily routine say where and when you have meals describe transport in towns ask and say how to get to places say how you go to work or school ask about daily routines ask about weekends and holidays Target activity Talk about things you do every day	Grammar Present simple: -s / -es endings p47 Present simple questions p50 Vocabulary Daily routine p46 Frequency p47 Transport p48 Adjectives p48 How can I get to ... ? p49	Reading Daily routines p46 Listening Transport in London and Istanbul p48 Listening and Speaking Going to work p49 Speaking Questions with <i>do</i> p50	Classroom language Let's ... , Could you ... ? Sounds and spelling o, oa and oo Keyword <i>have</i> (2) EXPLORE Writing <ul style="list-style-type: none"> give reasons and explanations join ideas using <i>so / because</i> Across cultures Journeys
7 pages 54–61	Last week <ul style="list-style-type: none"> talk about things you did or saw say what you often do at the weekend say what you did last weekend ask and say where people were say where you were talk about a film or a book talk about a place you know Target activity Talk about things you did or saw	Grammar Past simple positive p55 <i>was, were</i> p56 <i>Were you ... ?</i> p57 Vocabulary Activities p54 Place expressions p57 A film called ..., a book by ... p58 Adjectives p58	Reading An email p56 Reading and Listening Last Saturday p54 Speaking A place you know p58 Writing and Speaking Your weekend p55 Writing An email p56 Films, books, restaurants p58	Classroom language Instructions (2) Sounds and spelling /ɜː/, /ɜːr/ Keyword <i>see, look at, watch</i> EXPLORE Speaking <ul style="list-style-type: none"> make requests reply to requests Across cultures Housework
8 pages 62–69	Places <ul style="list-style-type: none"> talk about a place you visited say what you saw and did say what you didn't see or do talk about holiday activities ask people what they did talk about months and weather say when to visit a place ask about a holiday or business trip Target activity Talk about a place you visited	Grammar Past simple negative p63 Past simple questions p65 Vocabulary Past simple verbs p63 Expressions with <i>go</i> p64 Months, seasons p66 Weather p66	Reading Mike and Anna in Cairo p62 Travel weather p66 Listening On holiday p64 Masumi's trip p65 Speaking A place you visited recently p65 Writing A travel blog p63 The weather in your country p66	Classroom language Instructions (3) Sounds and spelling /ʃ/, /dʒ/ and /tʃ/ Keyword <i>do</i> EXPLORE Writing <ul style="list-style-type: none"> write about a sequence of events Across cultures Hostels
9 pages 70–77	Going out <ul style="list-style-type: none"> invite someone to go out talk on the phone say what you're doing just now ask what people are doing talk about arrangements invite someone and reply decide what to do and where to go make suggestions Target activity Invite someone to go out	Grammar Present progressive p70 Present progressive (future meaning) p72 <i>can, can't</i> p73 Vocabulary Telephone expressions p70 Future time expressions p72 Going out p74 Suggestions p74	Reading A 'What's On?' page p74 Listening What are you doing? p71 Arrangements p72 Speaking Ask what people are doing p71 Invitations and replies p73 Writing and Speaking Future arrangements p73	Classroom language Talking about a picture Sounds and spelling The letter <i>u</i> Keyword <i>that</i> EXPLORE Speaking <ul style="list-style-type: none"> reply to questions Across cultures Family weekend
10 pages 78–85	People's lives <ul style="list-style-type: none"> talk about your life say when people were born and died say when people did things say what people did in their lives talk about important events in your life tell someone's life story say when things happened talk about your past ask about someone's past Target activity Talk about your life	Grammar Past time expressions p81 Questions: <i>When ... ?</i> <i>How long ... ?</i> p82 Vocabulary Nationalities, jobs p78 Years p78 Past simple verbs p78 <i>I think, I don't know ...</i> p79 Life events p80	Reading Are you from London? p80 How to be a millionaire p81 Listening Who was Picasso? p79 Two life stories p80 An interview p82 Speaking Talking about a famous person p79 Asking about someone's past p82 Writing Famous people p79	Classroom language Questions Sounds and spelling Revision Keyword <i>how</i> EXPLORE Writing <ul style="list-style-type: none"> write when things happened Across cultures Birthdays

3

Where and when?

3.1 goals

- ⊗ arrange to meet people
- ⊗ describe a street
- ⊗ say where you are in a town

Streets



VOCABULARY

Streets

1 a Find these things in the photos.

cars taxis a church houses people
shops a mosque flats (or apartments)
a tree a café bicycles

b What are the singular and plural forms?

a car → cars
a taxi → taxis

c 1.45 Listen to check.

GRAMMAR

there's, there are

2 a 1.46 Read and listen to the sentences. Match them with the pictures.

there's + singular	there are + plural
There's a church.	There are nice cafés.
There's a big mosque.	There are lots of people.

b **There's or There are? Make sentences.**

- | | |
|-------------------|----------------------|
| 1 a restaurant | 6 a nice café |
| 2 two restaurants | 7 lots of good cafés |
| 3 lots of cars | 8 flats and houses |
| 4 five trees | 9 a big hotel |
| 5 an old tree | |

LISTENING

3 1.47 Four people talk about the streets. Listen. What do they say? Use the words in the box.

busy nice quiet beautiful noisy



SPEAKING and WRITING

4 a Make sentences about the street outside.

- It's ...
- There's a ...
- There are ...

b Write two or three sentences about the street where you live. Then tell other students.

Where are you?



VOCABULARY

Places in towns

1 a 1.48 Listen and read the conversations. Choose the picture.

AKI Hi, it's Aki here.
 AMY Hi. Where are you?
 AKI I'm at the station.
 AMY OK. See you soon.

ALEX Hi, Jo? It's me – Alex.
 JO Oh, hi Alex. Where are you?
 ALEX We're at a café. It's the Café Metro.
 JO Oh, OK. See you there.

b Where are the people in the other pictures?

at the station at the cinema at the airport at a restaurant at a café

2 Choose a place and have a conversation.

Vocabulary reference, p110

It's near the station

READING

near
 next to

1 Find the three cafés on the map.

Dino's is a small Italian café. It's expensive, but they have good ice cream and very good coffee. It's in Green Street, near the station.

Mike's is in the centre, next to the Adelphi Cinema. They have coffee, drinks and sandwiches. There's a nice quiet garden next to the café.

Café Metro is in King Street, near the bus station. Drinks and coffee are cheap, so it's usually busy.

2 a Read the conversation. What words go in the gaps?

LIAM Hi. _____ are you?
 ALEX I'm at Café Metro.
 LIAM _____ that?
 ALEX It's _____ King Street, _____ the bus station.
 LIAM OK, _____ there.

b 1.49 Listen to check.

3 Work in A/B pairs. Look on p88.



Classroom language Your book

1 Write these expressions in your language.

- 1 open your book _____
- 2 close your book _____
- 3 cover the page _____

2 Look at pages 22 and 23. Find:

- | | |
|-------------------|-------------------|
| 1 a sentence. | 5 a map. |
| 2 a picture. | 6 words in a box. |
| 3 a conversation. | 7 a question. |
| 4 a text. | 8 an answer. |

VOCABULARY

Numbers
20, 25, 30 ...

VOCABULARY

Clock times

What's the time?

It's five thirty.

LISTENING and SPEAKING



It's **about** 7.00.



It's **nearly** 9.30.

Asking the time, p117

VOCABULARY

morning,
afternoon ...

a.m. = morning
p.m. = afternoon or evening

What's the time?

1 a 1.50 Listen. Say the number you hear.

10 20 30 40 50

ten twenty thirty forty fifty


b What are these numbers?

15 25 35 45 55

2 a Look at the pictures. What's the time?

b Say these times.

- 5.30 • 6.15
- 9.45 • 7.20
- 1.00 • 3.00



3 a Look at the people. Are they:

- at home? • in the street? • in a swimming pool?



b 1.51 Listen to the three conversations. What's the time?

c 1.51 Listen again. Write the words you hear.

excuse me thanks about nearly late

1
A What's the time?
B I think it's 3.00.

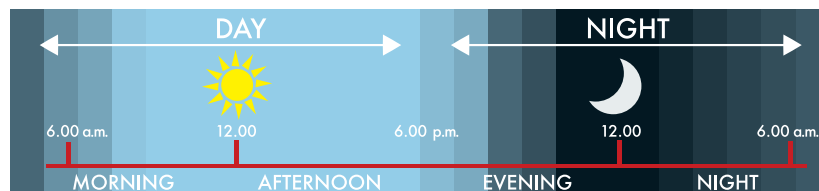
2
A _____, what's the time?
B It's 5.15.
A 5.15. _____.

3
A What's the time?
B Oh no, it's 7.30. We're _____!

4 Student A, write down a time. Student B, ask A the time.

Morning, afternoon, evening

1 Look at the picture. When are **morning**, **afternoon** and **evening**?




3.2 goals

- ⊗ arrange to meet people
- ⊗ ask and say the time
- ⊗ say what time of day you do things

2 Say when you do these things.

in the morning
the afternoon
the evening



Vocabulary reference
The time, p106

3 Look at the map on p89 and answer the questions.

At 7.00

READING

at 11.00
6.30

1 a Read the sentences and look at the pictures. Find the orange words.

Most people go to bed at about 11.00 and they get up at about 7.00 in the morning. So, they sleep about _____ hours every night.



b Write a number in the gap.

c Read about Olga and Ben. Add numbers from the boxes.



Olga, 46, office worker
I go to bed at 10 in the evening, usually, and I get up at _____ in the morning. So, I sleep about _____ hours every night.

4? 7? 9? 10?



Ben, 46, doctor
I go to bed about _____ o'clock in the morning. I get up at _____. So, I sleep about _____ hours.

1? 6? 7? 11?

d 1.52 Listen to check.

2 What about you? Write sentences, then tell other students.

- I go to bed at ...
- I get up at ...
- I sleep ... hours.

Sounds and spelling The letter a

1 1.53 The letter a often has these sounds: /æ/, /ɑ:/ and /eɪ/. P

/æ/	/ɑ:/	/eɪ/
flat	car	late
have	father	day
married	_____	_____
_____	_____	_____
_____	_____	_____

2 1.54 Are these words with /æ/, /ɑ:/ or /eɪ/? Add them to exercise 1.

afternoon map name station garden
thanks has

3 1.55 These are new words. How do you think you say them? Listen to check.

plate start hat carry play same
party page man

Days

VOCABULARY

Days

Vocabulary reference, p106

LISTENING



Aki

VOCABULARY

in, on, at

SPEAKING

3.3 goals

- ⊗ arrange to meet people
- ⊗ say if you are free
- ⊗ say where and when to meet

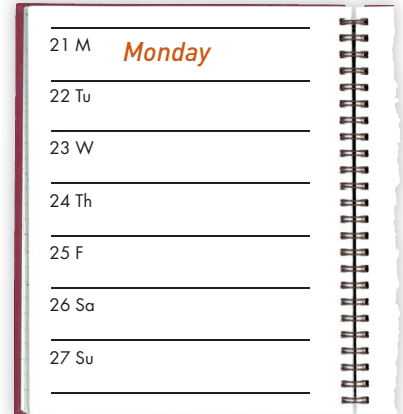
1 a What day is **today**?
What day is **tomorrow**?

b 1.56 Listen and write the days in the diary. **P**

Monday Friday Sunday
Wednesday Thursday
Saturday Tuesday

c Cover the diary. What are the next two days?

- 1 Monday, Tuesday, ...
- 2 Thursday, Friday, ...
- 3 Saturday, Sunday, ...
- 4 Tuesday, Wednesday, ...
- 5 Wednesday, Thursday, ...
- 6 Friday, Saturday, ...



2 a Look at Aki's diary. When is she **free**?
When is she **busy**?
When is she **not here**?

b 1.57 Listen. What does Aki say?

- 1 I'm at the office _____ Monday.
- 2 I'm free _____ Tuesday morning
and _____ Tuesday afternoon.
- 3 I'm in London _____ Wednesday.



3 a Add **in, on** or **at** to the table.

___ the morning	___ Wednesday
___ the afternoon	___ Thursday
___ Wednesday morning	___ six o'clock
___ Thursday evening	___ 9.30 ___ the evening

b Cover the table and practise. Add **in, on** or **at**.

- 1 **on** Friday
- 2 ... Friday morning
- 3 ... the morning
- 4 ... Tuesday evening
- 5 ... four o'clock
- 6 ... the evening
- 7 ... Saturday afternoon
- 8 ... 3.30

4 Find a time when you are both free.
Student A, look at the diary on p89.
Student B, look at the diary on p95.

Arrange to meet people

TASK VOCABULARY

Let's meet ...



1 a 1.58 Listen to the conversation. Which note is correct?

A Dino's
2.30 tomorrow

B Friday, 12.30
Café Metro

C bus station
Friday 12.30

b 1.58 Listen again to check. Read the conversation. What does Clare say?

LING Let's meet for coffee. Are you free tomorrow?
CLARE 1 ...
LING OK, let's meet on Friday. How about Café Metro?
CLARE 2 ...
LING It's near the bus station.
CLARE 3 ...
LING How about 12.30?
CLARE 4 ...

2 Practise these expressions. Have short conversations.

Where?
 Let's meet ...
 ... at the station.
 ... at the Hilton Hotel.
 ... at Dino's.

When?
 Let's meet ...
 ... at 7.00.
 ... on Tuesday.
 ... tomorrow.

Let's meet at the station.

OK. What time?

Let's meet at Dino's.

Where's that?

3 Write down:

- a day and a time when you are free.
- a place to meet in your town (a restaurant, a café, a shop ...).

4 a Talk to a friend and arrange a time and a place to meet.

b Tell the class where you will meet your friend and when.

Arrange to meet, p117

Keyword at

1 a Look at the pictures. Make sentences.

He's ... / She's ...

at work at the airport at the shops
 at home at the cinema at school



b Write the expressions in two lists.

at the + noun	at + noun
at the airport	

2 Think about friends or family. Who is:

- at home?
- at work?
- at school?
- at the shops?

3 Look on p95.



3 EXPLORE Speaking

3.4 goals

- ⊗ respond to questions
- ⊗ say you're not sure

1 a Look at the questions in the photos. What are the answers? Use expressions from the table.

✓	✗	?
Yes, I am.	No, I'm not.	I'm not sure.
Yes, he is.	No, he's not.	I don't know.
Yes, it is.	No, it's not.	

b 1.59 Listen to check. You will hear *two* answers.

c Practice. Ask and answer the questions.

2 a How can you answer these questions?

- | | |
|-------------------------------------|--------------------------------|
| 1 Excuse me, is this your suitcase? | 4 Is she at home this evening? |
| 2 Are you a doctor? | 5 Is today Thursday? |
| 3 Are the shops still open? | 6 Is Riyadh in Saudi Arabia? |

b Ask and answer the questions.

3 a Write questions with these expressions. Begin with *Is* or *Are*.

- | | |
|-----------------------------|-----------------------|
| 1 from the USA? | 4 your dictionary? |
| 2 here tomorrow? | 5 married? |
| 3 free on Saturday evening? | 6 Kathmandu in India? |

b Ask other students your questions.



Across cultures Shops

1 a Read about shops in Greece, Japan and Egypt. The words in orange are new.

- 1 Read without a dictionary.
- 2 Use a dictionary to help.



Shops and cafés are **open** at about 9.00 in the morning. Many people sleep in the afternoon, so small shops are **closed** from 2.00 to 5.00. Then they are open in the evening **until** 8.00 or 9.00. Sunday is a **holiday**, and many people go to church, but **some** shops are open.



Most shops are open in the morning, afternoon and evening. Many people go shopping in the evening, so shops are open **until** 9.00 or 10.00. Friday is a **holiday** and many people go to the mosque, but most shops are open.

Shops are open from 10.00 in the morning to 7.00 in the evening. Most shops are closed one day a week, but not **always** on Sunday. In big towns a **few** shops are open 24 hours – they are usually near the station.



b Write the country (or countries).

- | | |
|--|---|
| 1 Most shops are closed on Sunday. Greece | 4 People go to the mosque on Friday. |
| 2 Small shops are closed in the afternoon. | 5 Most shops are open on Friday. |
| 3 Shops are open late in the evening. | 6 Some shops are open at 3.00 in the morning. |

2 Write two or three sentences about your country.

VOCABULARY

1 Find pairs of words.


café station car afternoon open day
church quiet near night restaurant
morning busy airport school closed
taxi university mosque in

2 a Write three sentences. Use two words from the box in each sentence.

- 1 There's ...
- 2 I live ...
- 3 The supermarket ...

b Read out your sentences.

3 Look at the signs. What are the places?



4 Add prepositions to the table.

Where?	
Let's meet ¹ _____	the station. the cinema. the hotel.
Is he ² _____	home? school? work?
Our flat is	³ _____ North Street. ⁴ _____ the station. ⁵ _____ ⁶ _____ the cinema.
When?	
Let's meet ⁷ _____	7 o'clock. 6.30.
I'm free ⁸ _____	the morning. the afternoon. the evening.
See you ⁹ _____	Monday. Monday morning.

SPELLING

5 Add vowels (a, e, i, o, u) in the gaps.

- 1 L_e_t's m__t __t th__ c_i_n_m__.
- 2 My br__th__r __s n_e_rly th__rt_e__n.
- 3 Th__r__'s __a v__ry g__d c__f__
n__r th__ st__t__o_n.

CAN YOU REMEMBER? Unit 2

6 Look at the words in orange. What other words could go in the same place?

- 1 Her **brother** is nearly 40.
- 2 He works in a **shop**.
- 3 She's a **doctor**.
- 4 They have two **children**.

7 Student A, choose one person in your family (brother, father, son ...). Tell B three things about the person. Student B, guess who the person is.

She's 21. She's a student.
She lives in Paris.

Your sister?

GRAMMAR

there's / there are

Singular	Plural
There's a café. a shop.	There are two cafés. lots of shops.

Grammar reference, p100

8 Correct the mistakes.

- 1 There is two restaurants in our street.
- 2 There a good café in this street.
- 3 There are lots of taxi at the airport.
- 4 Is a mosque near the university.

Self-assessment

Can you say things like this in English?

Circle a number on each line.

1 = This is difficult. 3 = I can say this – no problem.

☉ It's a very busy street. There are lots of shops.	1 2 3
☉ I'm at the airport.	1 2 3
☉ It's near the station.	1 2 3
☉ What's the time? It's 4.30.	1 2 3
☉ I always get up at 6.00 in the morning.	1 2 3
☉ Are you free on Sunday evening? Let's meet at 6.30.	1 2 3

- For Wordcards, reference and saving your work » e-Portfolio
- For more practice » Self-study Pack, Unit 3

9

Going out

9.1 goals

- ⓐ invite someone to go out
- ⓑ talk on the phone
- ⓒ say what you're doing just now
- ⓓ ask what people are doing

I'm busy

VOCABULARY

Telephone expressions

1 a Read the phone conversation. What is the correct order? Write numbers.



Oh, hi Tom. Look, I'm busy just now.

OK, fine. Bye.

Can I call you later?

Hello. Sue Morris here. 1

Hi, Sue. It's Tom.



b 2.40 Listen to check.

2 a 2.41 Tom and Sue have another conversation. Underline the sentences you hear.

Are you busy? I'm really busy. I'll call you later.

Can I call you later? Right.

b Cover 2a and read the conversations. Add words from the box.

I'm I'll you can me are

1

A Hello. It's me, Alex.

B Hi, Alex. Look, _____ busy just now.

A OK, sorry. _____ call _____ later.

2

A Hello, John. _____ busy?

B Yes, I'm in a meeting. _____ I call _____ later?

3 Have two phone conversations with another student.

1 Student A, call Student B. Student B, you're busy.

2 Student A, call Student B again. Student B, you're still busy.

Talk on the phone, p119

I'm ...

GRAMMAR

Present progressive

1 a 2.42 Listen and choose the photo. Write the words you hear.

just going cooking having

1 I'm _____ breakfast.

2 We're _____ some food.

3 I'm _____ to a meeting.

b 2.43 Listen to the expressions. P

Present progressive: I'm, We're ... + verb + -ing

Verb

go

have

cook

Present progressive

I'm going

We're having

I'm cooking



Most verbs:

go → going

cook → cooking

Verbs that end in -e:

have → having

live → living

2 a Look at these examples. Which sentence means:

- 1 often or every day?
- 2 just now?

Present simple

We usually **have** breakfast at 8.30.

Present progressive

We're **having** breakfast. Can I call you later?

b Practice. Write the verbs in the present progressive.

- 1 We / have / lunch.
- 2 We / cook / dinner.
- 3 I / watch / a football match.
- 4 I / drive / to work.
- 5 I / work.
- 6 I / go / to bed.

3 Work with a partner. Choose a picture from 1, and have a phone conversation.

- 1 Say where you are and why you're busy.
- 2 Say you'll call again.

What are you doing?

LISTENING



Aydin

1 a Aydin is talking to a friend. Look at the friend's questions. What are Aydin's answers?

Where are you?
What are you doing?
Are you having lunch?

b **2.44** Listen to the conversation to check. What does he say about:

- 1 the plane?
- 2 food?

You **are** having lunch.

Are you having lunch?
What **are you** doing?

SPEAKING

2 Work in A/B pairs. Look on p91.

Classroom language Talking about a picture

1 a **2.45** Listen to the teacher. What are the questions?

- 1 you / can / see / What / ?
- 2 is / he / Where / ?
- 3 he / is / What / doing?

b What are the answers?

2 Read the sentences. Find the photos on these two pages.

- 1 He's having breakfast.
- 2 He's wearing a black jacket.
- 3 They're cooking a Chinese meal.

3 a Complete the forms of the present progressive.

wear	have
He 's wearing _____	He _____
She _____	She _____
They _____	They _____

b Find these pictures. Which page are they on?

- 1 He's talking on the phone. (Unit 2)
- 2 They're sitting in a café. (Unit 3)
- 3 She's writing in her diary. (Unit 3)
- 4 He's buying bananas. (Unit 3)
- 5 He's wearing a red T-shirt. (Unit 5)
- 6 She's asking questions. (Unit 6)

c Choose a picture in Unit 7 and describe it. Can other students find your picture?

VOCABULARY

Future time expressions

Vocabulary reference, p109

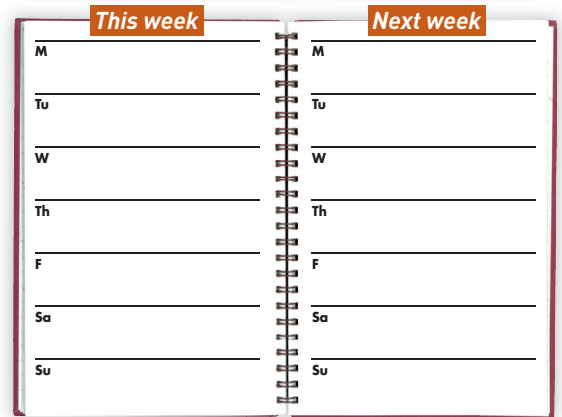
Time expressions

- 1 a Look at the diary. Which day is **today**? Which day is **tomorrow**?
- b Look at the expressions in the box. Which expressions mean:
- 1 today?
 - 2 tomorrow?
 - 3 this week?
 - 4 next week?

this Saturday tomorrow morning
 this evening next Tuesday
 this afternoon

9.2 goals

- ⊗ invite someone to go out
- ⊗ talk about arrangements
- ⊗ invite someone and reply



LISTENING

- 2 a 2.46 You will hear five conversations. What are they about? Listen and write numbers.
- a meeting
 - a meal **1**
 - a walk
 - a journey
 - a game of tennis
- b 2.46 When is it? Listen again and write numbers in the diary.

GRAMMAR

Present progressive (future meaning)



Alan

- 1 a Match Alan's notes with the sentences.
- 1 A friend is coming to stay.
 - 2 He's going to the hairdresser.
 - 3 He's meeting a friend for lunch.
 - 4 He's going to the cinema.
 - 5 He's having a party.
- b Look at the sentences in 1a. Are they about **now**, or about **the future**?

Present progressive

1 = now

We're just **having** breakfast.

2 = the future (this evening, tomorrow, ...)

I'm **meeting** a friend on Saturday.

They're **going** on holiday tomorrow.

- 2 a 2.47 Listen to Alan. When is he free?
- b Look at Alan's notes again. You are Alan. Tell a friend what you are doing.

I'm going to the hairdresser on Friday at 3.30.

This week



WRITING and SPEAKING

+
I'm going out.

-
I'm not going out.

3 a Are these sentences true for you? If not, change them.

- 1 I'm going out this evening.
- 2 I'm staying at home tomorrow morning.
- 3 I'm going on holiday next week.
- 4 I'm going to London this weekend.
- 5 I'm working next Saturday.

I'm not going out this evening.
I'm staying at home.

b Work in pairs. Are you doing the same things?

4 a Think of something you are doing this week or next week. Write a sentence with a time expression.

b Tell other students what you are doing. Find someone who is doing the same as you.

Invitations and replies

GRAMMAR

can, can't

1 a Look at the bubble. What do you think the question is? Use words from the box.

you like would come to

b 2.48 Alan invites John and Sophie to his party. Listen to the two conversations.

- 1 When is the party?
- 2 Where is it?
- 3 Who **can** come?
- 4 Who **can't** come? Why not?

c What are the answers?
Underline the expressions you hear.

Yes. I'd love to. I can. Thanks.
No. Sorry. I can't.

d 2.49 Listen and read the sentences.

+
I **can** come to the party.

-
I **can't** come to the party.
(can't = can not)


SPEAKING

2 Have conversations.

- 1 Student A, think of a place and a day. Invite Student B. Use the ideas in the box.
- 2 Student B, say yes or no. If you say no, say why.

a party a town a café / restaurant a friend's house / flat a shop

Invite someone out, p119

Sounds and spelling The letter u

1 2.50 The letter u often has these sounds.

/ʌ/
but
lunch

/u:/
blue
supermarket

/ju:/
university
excuse me
computer

2 2.51 Are these words /ʌ/, /u:/ or /ju:/? Add them to exercise 1.

Tuesday fruit bus study
student usually number suit

3 a 2.52 Cover the words. You will hear six expressions. Listen and write them down.

b Read out the expressions.

9.3 goals

- ⊗ invite someone to go out
- ⊗ decide what to do and where to go
- ⊗ make suggestions

What's on?

VOCABULARY

Going out

1 a Where are the people in the photos?

a football match a rock concert
an art gallery the theatre



- b Talk about each place. Do you go there:
- often? • sometimes? • never?
- c Choose *one* of the places. Think about the last time you went there. Who / What did you see?

Vocabulary reference, p110

READING

2 Look at the 'What's on?' page and answer the questions.

<p>Rialto Miami Police Tue - Sun 4.30, 6.00, 8.45</p> <p>Adelphi Indian Summer Sat, Sun 7.15</p>	<p>LYCEUM THEATRE Romeo and Juliet by William Shakespeare 7.30 p.m. Sat, Sun Tickets: €30, €50, €85</p> 	<p>Club 17 THE MORGS IN CONCERT Sat 15 July Tickets €15</p>
<p>PAPPASITO'S Mexican Restaurant Open 6.00p.m. - 1.00a.m.</p>	<p>CAFE CUBA Coffees, teas, drinks, sandwiches, light meals Open daily 8.00a.m. - 11.30p.m.</p>	<p>STUDIO 2 New Australian Paintings Mon - Sat: 9.00a.m. - 5.30 p.m.</p>
<p>Kalinka Disco and club Russian party every Saturday night</p>	<p>OLYMPIC STADIUM ARSENAL V. DYNAMO KIEV SAT 15 JULY 3.00 TICKETS €35, €90, €120</p>	<p>HOLLYWOOD <i>Super</i> Bowling</p> 

- 1 What films can you see on Saturday evening?
- 2 Do they have food at Café Cuba?
- 3 Is there a football match on Saturday? How much is a cheap ticket?
- 4 Is Pappasito's open for lunch?
- 5 What's on at the Lyceum theatre?
- 6 Where can you go bowling?
- 7 Where are The Morgs playing? How much is it to see them?
- 8 What is Studio 2?

VOCABULARY

Suggestions

3 a  2.53 Listen to the conversation. Where are they going?

b What did they say? Complete these sentences.

Let's How about We could

- 1 ... go to a concert.
- 2 ... a film?
- 3 ... go to Café Cuba.

c  2.53 Listen again to check.

Make suggestions, p119

Invite someone to go out

PREPARATION

1 You're going out on Saturday. Work with a partner. Together, look at the 'What's on?' page and choose two places.

Let's ...

How about ...?

We could ...

TASK

2 a Write an email to another pair:

- say what you're doing, and when.
- ask if they would like to come with you.

We're going to ... We're meeting at ... Would you like to ...?

b 'Send' your email to another pair.

3 a Read the email and write a reply. You can:

- say yes and arrange to meet.
- say no and suggest something different.


Thank you. We'd love to ... Let's meet at ...

Sorry. We can't ... We're [going to] ... Would you like to ...?

b 'Send' your reply.

4 What are you doing on Saturday? Is the other pair coming with you? Tell the class.

Keyword *that*



1 We use **that**:

- 1 to talk about things we can see.
- 2 to reply to things people say.

Are the examples in A–D like 1 or 2?

2 Look at the picture. How many words do you know?

That's a ...

I think that's a ...

What's that?

I don't know.



3 a Match 1–5 with a–e.

- | | |
|-------------------------------------|---------------------------------------|
| 1 We could see a film this evening. | a Really? That's interesting . |
| 2 My mother's in hospital. | b Oh, that's wonderful . |
| 3 Some elephants are 80 years old. | c Yes. That's a good idea . |
| 4 The shops are still open. | d Oh no. That's terrible . |
| 5 We just had a baby. | e That's good . |

b Work in pairs. Cover the answers. Read out sentences 1–5. Can you remember the answers?

4 Work in A/B pairs. Read sentences and answer with **That's ...**

- Student A, read the sentences on p91.
- Student B, read the sentences on p94.

9 EXPLORE Speaking

9.4 goal

reply to questions

1 2.54 Listen to these questions and answers.

<p>Are they married?</p> <p>Yes, they are.</p> <p>No, they're not.</p>	<p>Was it a good film?</p> <p>Yes, it was.</p> <p>No, it wasn't.</p>	<p>Do you smoke?</p> <p>Yes, I do.</p> <p>No, I don't.</p>	<p>Did you see her?</p> <p>Yes, I did.</p> <p>No, I didn't.</p>
--	--	--	---

- Which words are in the question *and* answer?
- Which are only in the question?

2 a Read Laura's answers in 1–5. What do you think Andy's questions are?

b 2.55 Listen to check.

c Look at the answers again. Find:

- two short answers like in 1a.
- two other ways to say **Yes**.
- one other way to say **No**.

3 Ask and answer these questions.

- Do you speak English?
- Is it Monday today?
- Were you here last week?
- Are you busy this evening?
- Are you married?

<p>1</p> <p>ANDY ... ?</p> <p>LAURA Yes, it is. Who's speaking?</p>	<p>2</p> <p>ANDY ... ?</p> <p>LAURA No, I'm not. I'm still at work.</p>
<p>3</p> <p>ANDY ... ?</p> <p>LAURA Tomorrow? I don't think so. Why?</p>	<p>4</p> <p>ANDY ... ?</p> <p>LAURA Sure. I'd love to.</p>
<p>5</p> <p>ANDY ... ?</p> <p>LAURA OK. Seven's fine. See you there.</p>	

Across cultures Family weekend

1 Three people say what they do at the weekend. The words in orange are new. Match what they say with the photos.

A The weekend here is Thursday and Friday. On Friday we go to the mosque to **pray** at **midday**. In the afternoon, we often drive into the desert and find a nice place near the road to have a **picnic**. I often go shopping with my family at the weekend – there are lots of very good **shopping malls** here.

B The weekend here is Saturday and Sunday. We don't do much on Sunday. We usually get up late, sit by the **swimming pool** and read the Sunday paper, and then in the afternoon we go down to the **beach**. There are beautiful beaches near here and they are really busy at the weekend.

C The weekend here is Saturday and Sunday. On Sunday, some people go to church, but it's really a day for the family. We usually cook a big meal and eat together, in the afternoon or in the evening. Many families also go out to eat in restaurants. On Sunday afternoon, a lot of people drive out into the **country** and go for a walk.

2 Read again and find these expressions. Write the verbs.

- | | |
|------------------------------|--------------------------|
| 1 _____ shopping | 5 _____ into the desert |
| 2 _____ by the swimming pool | 6 _____ for a walk |
| 3 _____ to the mosque | 7 _____ the Sunday paper |
| 4 _____ a big meal | 8 _____ a picnic |

3 When is the weekend in your country? What do people do in your town?



VOCABULARY

1 a Make expressions. Use words from A and B.

A	B
go	at home
have	some food
cook	to a party
talk	a friend
read	to a customer
meet	breakfast
stay	the newspaper

b Write three answers to the question 'What are you doing?'. Use expressions from the table in 1a.

I'm going to a party.

2 Write the words in orange in the correct order

- We're having a party tonight. **you / to / like / come / Would** ?
- I'm busy just now. **later / I / Can / call / you** ?
- Hi, John. **you / are / What / doing** ?
- Sorry, **out / I / go / evening / can't / this** .
I'm ill.

SPELLING

3 Correct the mistakes in these sentences (two words are wrong in each).

- Im having lunch.
- His meeting us tommorow.
- Two frends are coming for diner.
- We'r just going to a football match.

CAN YOU REMEMBER? Unit 8

4 a Can you remember?

Student A: What did Mike and Anna do in Cairo?

Student B: What did Masumi do in Singapore?

Student C: What did Alejandro do in London?

Write three sentences.

b Sit in groups of three. Tell the others what you remember.

GRAMMAR

Present progressive

We use the present progressive:

- to talk about **now**.
They're staying with friends in London.
I'm just getting up.
- to talk about **the future**.
I'm going to London next week.

+	?
am / is / are ... + -ing	are you / is he ... + -ing
They're staying at home. Alex is going out.	Are they staying at home? Is Alex going out? What is he doing?

Grammar reference, p104

5 Write the correct form of the present progressive. Use the verb in brackets.

- He _____ television. (watch)
- I'm at home. I _____ dinner. (cook)
- They _____ a party next week. (have)
- _____ we _____ out tonight? (go)
- What _____ you _____ ? (do)

can, can't

+	-
can + infinitive	can't + infinitive
I can come to the party. She can go out.	I can't come to the party. She can't go out.

Grammar reference, p102

6 Add **can** or **can't** and a verb from the box.

have go talk stay meet

- Sorry, I'm busy. I _____ to you just now.
- I'm free on Monday. We _____ shopping together.
- We have a flat in London. You _____ there.
- You _____ a shower. There's no hot water.
- I _____ you after work tomorrow.

Self-assessment

Can you say things like this in English?

Circle a number on each line.

1 = This is difficult. 3 = I can say this - no problem.

⊙ I'm busy. Can you call me later?	1	2	3
⊙ I'm just having breakfast.	1	2	3
⊙ What are you doing?	1	2	3
⊙ I'm going to the cinema on Friday.	1	2	3
⊙ Would you like to come?	1	2	3
⊙ Sorry, I can't come to the party.	1	2	3

- For Wordcards, reference and saving your work » e-Portfolio
- For more practice » Self-study Pack, Unit 9

CAMBRIDGE UNIVERSITY PRESS

Cambridge, New York, Melbourne, Madrid, Cape Town, Singapore,
São Paulo, Delhi, Dubai, Tokyo

Cambridge University Press

The Edinburgh Building, Cambridge CB2 8RU, UK

www.cambridge.org

Information on this title: www.cambridge.org/9780521726337

© Cambridge University Press 2010

This publication is in copyright. Subject to statutory exception
and to the provisions of relevant collective licensing agreements,
no reproduction of any part may take place without the written
permission of Cambridge University Press.

First published 2010

Printed in the United Kingdom at the University Press, Cambridge

A catalogue record for this publication is available from the British Library

ISBN 978-0-521-72633-7 Starter Coursebook with e-Portfolio

ISBN 978-0-521-72633-4 Starter Self-study Pack (Workbook and DVD-ROM)

ISBN 978-0-521-72638-2 Starter Teacher's Pack

ISBN 978-0-521-72636-8 Starter Class Audio CDs

Cambridge University Press has no responsibility for the persistence or
accuracy of URLs for external or third-party internet websites referred to in
this publication, and does not guarantee that any content on such websites is,
or will remain, accurate or appropriate. Information regarding prices, travel
timetables and other factual information given in this work are correct at
the time of first printing but Cambridge University Press does not guarantee
the accuracy of such information thereafter.

English Unlimited

Adrian Doff

Starter

Coursebook with e-Portfolio DVD-ROM

For Windows and Mac

English Unlimited is a goals-based course for adults, which prepares learners to use English independently for global communication.

Real life every step of the way

- With practical CEF goals at the core of the course, every part of every unit contributes to achieving purposeful, real life objectives.
- Includes language that's natural and dependable - guaranteed by the Cambridge International Corpus and cross-referenced to the English Profile programme.
- Authentic audio right from the start builds learners' ability to understand the natural English of international speakers.

Building global relationships

- *Across Cultures* sections develop learners' intercultural competence as a 'fifth skill', leading to more sensitive and more effective communication.
- Ideal for mixed and single nationality groups, with topics and activities to inspire learners worldwide.
- *Explore* sections provide the extra ingredients for enhancing communicative ability - from further development of speaking skills to independent learning strategies.

Meeting flexible needs

- Encouraging learner autonomy, the e-Portfolio DVD-ROM enables learners to build a portfolio of their work, creating a real 'can do' record of their progress. It also features reference and vocabulary testing tools.
- The e-Portfolio combines with the Self-study Pack DVD-ROM, integrating interactive practice, pronunciation support, audio and video.
- The Starter Coursebook provides approximately 60 core teaching hours, extendable to 90 hours using the range of extra material in the Teacher's Pack with DVD-ROM.

 **A1 Starter**

A2 Elementary

B1 Pre-intermediate

B1+ Intermediate

B2 Upper Intermediate

C1 Advanced


 **A1**

English Profile


www.englishprofile.org

System requirements

- Windows XP or Vista (1 GHz processor or better)
- Mac PowerPC OSX 10.4.11 or 10.5.4 (1 GHz G4 processor or better)
- Mac Intel OSX 10.4.11 or 10.5.4 (1.83 GHz processor or better)
- minimum 512 MB RAM (1 GB recommended)



ISBN: 978 0 521 00537 1



ISBN: 978 0 521 67543 7

CAMBRIDGE INTERNATIONAL CORPUS

The Cambridge International Corpus (CIC) is a collection of over 1.5 billion words of real spoken and written English. The texts are stored in a database that can be searched to see how English is used. The CIC also includes the Cambridge Learner Corpus, a unique collection of over 35 million words taken from student exam papers from Cambridge ESOL. It shows real mistakes students make and highlights the parts of English which causes problems for students.

www.cambridge.org/corpus



REAL ENGLISH GUARANTEE



CAMBRIDGE
UNIVERSITY PRESS

www.cambridge.org

ISBN 978-0-521-72633-7



9 780521 726337 >