



INGLIZ TILI GRAMMATIKASI



TO'LIQ MA'LUMOT

Mustaqil o'rganuvchilar, maktab o'quvchilari, litsey, kollej va oliy o'quv yurtlari talabalari, o'qituvchilar va asosan, abituriyentlar uchun maxsus qo'llanma



SARDOR HAFIZOV, OMONULLO ABDULLAYEV

29
SARDOR HAFIZOV, OMONULLO ABDULLAYEV

INGLIZ TILI GRAMMATIKASI

Mustaqil o'rganuvchilar, maktab o'quvchilari, litsey, kollej va oliy o'quv yurtlari talabalari, o'qituvchilar va asosan, abituriyentlar uchun maxsus qo'llanma

TO'LIQ MA'LUMOT



(“Target Education” nodavlat ta’lim muassasasining rangli muhrisiz haqiqiy hisoblanmaydi)

Toshkent
“Adabiyot uchqunlari”
2018

INC

GR

Mustaqil o'ra

BBK: 84 (70') S-33

UDK: 821.512.133-1

Taqrizchilar:

- **A. T. Irisqulov**, filologiya fanlari nomzodi, professor

- **D. I. Abdumajidova**, O'zDJTU ingliz tili integrallashgan kafedra o'qituvchisi

Mualliflar ushbu qo'llanmaning taqrizi jarayonida uning xato va kamchiliklari yuzasidan o'zining qimmatli vaqti va fikr-mulohazalarini ayamay, taklif va tavsiyalar berib, qo'llanmaning imkon qadar xato va kamchiliklarsiz chop etilishiga beqiyos yordami bilan katta hissa qo'shgan O'zDJTU ilmiy ishlar bo'yicha rektor o'rinbosari, filologiya fanlari doktori, professor **G. H. Boqiyevaga** o'z minnatdorchiliklarini bildirib qoladilar.

ISBN 978-9943-4391-0-8

© Sardor Hafizov, Omonullo Abdullayev

© "Adabiyot uchqunlari", 2018.

ingliz
beriladigan
Qo'llanma
ma'lumot
ko'plam
zarur



INC

GR

Mustaqil o'rg

BBK: 84 (70') S-33

UDK: 821.512.133-1

Taqrizchilar:

- **A. T. Irisqulov**, filologiya fanlari nomzodi, professor

- **D. I. Abdumajidova**, O'zDJTU ingliz tili integrallashgan kafedra o'qituvchisi

Mualliflar ushbu qo'llanmaning taqrizi jarayonida uning xato va kamchiliklar yuzasidan o'zining qimmatli vaqti va fikr-mulohazalarini ayamay, taklif va tavsiyalar berib qo'llanmaning imkon qadar xato va kamchiliklarsiz chop etilishiga beqiyos yordami bilan katta hissa qo'shgan O'zDJTU ilmiy ishlar bo'yicha rektor o'rinbosari, filologiya fanlari doktori, professor **G. H. Boqiyevaga** o'z minnatdorchiliklarini bildirib qoladilar.

ISBN 978-9943-4391-0-8

© Sardor Hafizov, Omonullo Abdullayev

© "Adabiyot uchqunlari", 2018.

ingliz
beriladi
Qo'llanma
ma'lumot
ko'plab
zarur



Ona Vatanimiz O‘zbekiston o‘z mustaqilligiga erishganidan so‘ng jahon hamjamiyatining teng huquqli a‘zosi sifatida ko‘plab xorijiy mamlakatlar bilan o‘zaro manfaatli ko‘p tomonlama aloqalarni yo‘lga qo‘yib kelmoqda. Yurtimiz istiqboli, xalqimizning farovon kelajagi yo‘lida uzoq va yaqin qo‘shnilarimiz bilan siyosiy, iqtisodiy, ijtimoiy, madaniy va ilmiy hamkorlikning yo‘lga qo‘yilishi g‘oyat katta ahamiyatga egadir. Chet mamlakatlar bilan bunday yaqin aloqalarning rivojlanib borishi o‘z navbatida chet tillarini, ayniqsa, ingliz tilini mukammal biladigan kadrlarga bo‘lgan talabning keskin oshishiga sabab bo‘lmoqda. Shu jihatdan olib qaraganda, so‘nggi yillarda ingliz tilini o‘rganish har bir zamon bilan hamnafas yashaydigan shaxs uchun ulkan hayotiy ahamiyat kasb etadi.

Ma‘lumki, mamlakatimizda yoshlarga chet tillarini, xususan, ingliz tilini mukammal o‘rgatish ta‘limga yo‘naltirilgan davlat siyosatining ustuvor yo‘nalishlaridan hisoblanadi. Buning yaqqol misoli sifatida Respublikamiz birinchi Prezidentining farmoni asosida maktablarda ingliz tilini birinchi sinfdan boshlab o‘qitishning yo‘lga qo‘yilishi, akademik litsey va kasb-hunar kollejlari hamda oliy o‘quv yurtlarida chet tillarini uzluksiz o‘rgatib borish tizimi joriy qilinganligi va buning uchun barcha shart-sharoitlarning yaratib berilayotganligini olish mumkin. Oliy o‘quv yurtlari kirish imtihonlarida tegishli sohalar bo‘yicha chet tillarini, xususan, ingliz tilini bilish (eshitish, o‘qish, yozish, gapirish yoki grammatik test ishlash) darajasini baholaydigan tizim joriy etilganki, bu ham chet tillarini bilishning nechog‘lik ahamiyat kasb etishini anglatadi. Ushbu omillarning barchasi xorijiy tillarni, xususan, ingliz tilini o‘rganishga bo‘lgan talab va qiziqishni kuchaytirib, mazkur tilni o‘rganish bo‘yicha o‘quv kurslari hamda qo‘llanma va darsliklarga bo‘lgan ehtiyojning oshishiga zamin yaratmoqda. Ayni shu ehtiyojni hisobga olgan holda Toshkent shahridagi “Target Education” NTM chet tillarini, xususan, ingliz tilini o‘qitish bo‘yicha kurslar tashkil etib, aho lining bu boradagi ehtiyojni qondirish yo‘lida xizmat qilmoqda. Asosan xorijiy tillarni o‘rgatish hamda abituriyentlarni oliy o‘quv yurtlariga tayyorlashga ixtisoslashgan ushbu markazning yetuk mutaxassislari bir necha yildirki, samarali ta‘limiy faoliyat olib borish bilan birga turli o‘quv qo‘llanmalar va darsliklar yaratib, keng o‘quvchilar ommasiga havola qilmoqdalar.

Ushbu markazning ingliz tili mutaxassislari tomonidan yaratilgan ushbu qo‘llanma ko‘p yillik tajribalar asosida hamda aholining, ayniqsa, yoshlarning talab va ehtiyojlarini hisobga olgan holda vujudga kelgan. Asosan abituriyentlar uchun mo‘ljallangan mazkur qo‘llanma hozirgi zamon ingliz tili grammatikasining barcha bo‘limlarini qamrab oladi. Qo‘llanma o‘zining sodda va ravon tili, qulay dizayni, eng asosiy, grammatikaning barcha bo‘limlari haqida juda chuqur, keng ko‘lamli, g‘oyatda puxta ma‘lumot berishi bilan shu kunga qadar yaratilgan boshqa qo‘llanmalardan tubdan farq qiladi. Mualliflar har bir grammatik birlik, har bir qoida ustida alohida to‘xtalib o‘tib, batafsil ma‘lumot berganlarki, bu ingliz tili grammatikasini chuqur o‘rganish hamda test topshiriqlarini osonlik bilan ishlash ishtiyoqidagi o‘quvchilar uchun ayni muddaodir. Foydalanuvchining imkoniyatlari hisobga olingan holda asosiy grammatik qoidalar bayoni o‘zbek tilida berilgan va eng murakkab holatlar va strukturalar soddalik bilan tushuntirilganki, bu qo‘llanmadan foydalanishni osonlashtiradi va o‘quvchiga o‘qituvchi yordamisiz mustaqil tarzda ham qo‘llanmadan foydalanish imkonini beradi.

Hozirgi kunda ingliz tili grammatikasini o‘rganayotganlar, ayniqsa, abituriyentlarga bir narsa juda yaxshi ma‘lumki, ular hozirda grammatikani o‘rganish bo‘yicha yagona universal qo‘llanma yo‘qligi sabab grammatikani mukammal o‘rganish va test topshiriqlarini maksimal darajada bajara olish uchun juda ko‘p turli-tuman ingliz tili grammatikasiga bag‘ishlangan kitoblarni ko‘rib chiqish, ulardagi grammatik qoidalarni jamlash va o‘rganish kabi mashaqqatli va ko‘p vaqt talab qiladigan jarayonni bosib o‘tishlari kerak. Bu esa qator noqulayliklar va murakkabliklarni keltirib chiqarmoqda. Ayni shu masalalarni hisobga olgan holda, mualliflar barcha asosiy grammatik darslik va qo‘llanmalardagi qoidalarni o‘zida jamlovchi yagona universal qo‘llanma yaratishga qaror qilishdi. Shu maqsadda hozirgi zamon atoqli chet el olimlari, xususan, Buyuk Britaniya, Amerika Qo‘shma Shtatlari, Rossiya mutaxassislari tajribasi atroflicha o‘rganib chiqildi.

Universal xarakterdagi mazkur qo‘llanma hozirda ingliz tili grammatikasini o‘rganuvchilar va abituriyentlar orasida mashhur bo‘lgan

“Round Up” (Virginia Evans, Jenny Dooley, Pearson Education Limited, 2010-2011),

“Grammar Way” (Jenny Dooley, Virginia Evans, Express Publishing, 1999-2004),

“Grammar for IELTS” (Diana Hopkins, Pauline Cullen, Cambridge University Press, 2007),

“Practical English Usage” (Michael Swan, Second Edition, Oxford University Press, 1996),

“English Grammar in Use” (Raymond Murphy, Fourth Edition, Cambridge University Press, 2012),

“Oxford Practice Grammar” (John Eastwood, Second Edition, Oxford University Press, 2002),

“Advanced Grammar in Use” (Martin Hewings, Second Edition, Cambridge University Press, 2005),

“Cambridge Advanced Learner’s Dictionary” (Third Edition, Cambridge University Press, 2008),

“Understanding and Using English Grammar” (Betty Schrampher Azar, Third Edition, Pearson Education, 2002),

“Практическая грамматика английского языка” (К.Н. Качалова, Е.Е. Израилевич, UNVES, Moscow, 1998),

“Macmillan English Dictionary for Advanced Learners” (Second Edition, Macmillan Publishers Limited, 2007),

“Longman Dictionary of Contemporary English for Advanced Learners” (Pearson Education Limited, 2009)

kabi qo‘llanmalarning eng sara qoida va strukturalarini o‘zida jamlashi bilan birga, rasmiy internet sahifalaridan saralangan ba‘zi bir muhim ma‘lumotlar bilan ham boyitilgan. Bu esa qo‘llanmaning qimmatini oshirish bilan birga o‘quvchilar vaqtini tejash, ularni o‘nlab kitoblarni ko‘rib chiqish va internet sahifalarini izlash zaruratidan xalos qilish imkonini ham beradi.

Mualliflar qo‘llanmaning yaratilishiga sababchi bo‘lgan A. Husanova va ba‘zi grammatik ma‘lumotlarni yig‘ishda yaqindan yordam bergan Sh. O. Sirojevga, shuningdek, uning chop etilishiga o‘zining sa‘y-harakati va beqiyos yordami bilan katta hissa qo‘shgan “Target Education” NTM rahbari B. M. Jalilovga o‘z minnatdorchiликlarini bildirib qoladilar.

Mazkur qo‘llanma mualliflarning bu boradagi ko‘p yillik tajribasi mahsuli bo‘lsa hamki, albatta, ayrim nuqson va kamchiliklardan xoli emas. Shunday ekan, mualliflar ushbu qo‘llanma yuzasidan bildiriladigan har qanday fikr, tavsiya va mulohazalarni qadrlashadi va quyidagi elektron manzil yoki telefon raqamlari orqali intiqlik bilan kutib qoladilar:

sardorxhafizov@gmail.com; +998 (90) – 569 – 54 – 59;

abdullayevomonullo@mail.ru; +998 (94) – 445 – 99 – 04;

targeteducation@gmail.com; +998 (99) – 858 – 70 – 10;

MUNDARIJA

ALPHABET (ALIFBO) (<i>Aa, Bb, Cc, Dd, Ee, Ff, Gg, Hh, Ii, Jj, Kk, Ll, Mm, Nn, Oo, Pp, Qq, Rr, Ss, Tt, Uu, etc.</i>).....	11
Phonetic alphabet (Fonetik alifbo) (<i>f, dʒ, θ, ð, ʃ, ʒ, η, æ, ɔ, v, ʊ, ʌ, ɜ, ə, ɪ, əʊ, eɪə, etc.</i>).....	11
Syllable stress (Urgʻu) (<i>take, pho-to, be-cause, fa-vou-rite, com-pu-ter, in-tro-duce, etc.</i>).....	12
Phonetic rules of English consonants (Ingliz tilida undosh harflarning oʻqilish qoidalari) (<i>c [s]/[k], etc.</i>).....	12
Phonetic rules of English vowels (Ingliz tilida unli harflarning oʻqilish qoidalari) (<i>a [eɪ]/[eə]/[æ]/[v]/[a:], etc.</i>).....	13
Letter combinations (Harf birikmalari) (<i>-cial [ʃəl], -ion [jən], kn- [n], -sion [ʒən], -ph- [f], -tion [ʃən], etc.</i>).....	14
Dictionary short forms (Lugʻat qisqartmalari maʼnolari) (<i>n (noun), v (verb), sb (somebody), adj (adjective), etc.</i>).....	16
Dictionary labels (Lugʻat belgilari maʼnolari) (<i>BrE, AmE, formal, law, medical, spoken, slang, written, etc.</i>).....	16
Grammar codes and patterns (Grammatik ishora va qoliplar) (<i>[C]-countable, [U]-uncountable, [p]-plural, etc.</i>).....	17
Symbols (Belgilar) (<i>[@] -at, [%] -per cent, [&] -ampersand, [!] -exclamation mark, [<] -less-than sign, etc.</i>).....	17
VERB (FEʼL)	18
Active voice (Aniq nisbat) (<i>Nick cleans the room..., Popov invented the radio..., I will build a house, etc.</i>).....	20
Present Simple (Hozirgi oddiy zamon).....	20
Ot-kesimli gaplar (<i>I am a student..., She is not 18..., Are they clever..., Who are they?..., etc.</i>).....	20
To be (Boʻlmoq) (<i>am, is, are</i>).....	21
Feʼl-kesimli gaplar (<i>I usually get up..., Nick always goes to school..., How often do you have...?, etc.</i>).....	21
Present Continuous (Hozirgi davomli zamon) (<i>I am reading a book..., Nick is still working..., etc.</i>).....	23
Present Perfect (Hozirgi tugallangan zamon) (<i>I have lost my key..., Sally has gone out..., etc.</i>).....	26
Have (got) (Bor) (<i>I have got a pen..., I haven't got a pen..., I have a dog..., I don't have a dog..., etc.</i>).....	29
Present Perfect Continuous (Hozirgi tugallangan davomli zamon) (<i>I have been doing..., etc.</i>).....	30
Past Simple (Oʻtgan oddiy zamon).....	32
Ot-kesimli gaplar (<i>I was a student..., She was not 18..., Were they at home...?, Who were they...?, etc.</i>).....	32
Feʼl-kesimli gaplar (<i>I did my work..., Tom didn't visit..., Did she call...?, What did you do...?, etc.</i>).....	32
Used to (Qilardi) (<i>I used to smoke..., There used to be..., Did you use to smoke...?, etc.</i>).....	34
Be/get used to (Odatlanib qolmoq) (<i>I'm used to the weather..., He isn't used to doing..., etc.</i>).....	34
Past Continuous (Oʻtgan davomli zamon) (<i>I was doing..., We were not watching..., Was he playing...? etc.</i>).....	35
Past Perfect (Oʻtgan tugallangan zamon) (<i>I had done..., Bob hadn't cooked..., Had you eaten...?, etc.</i>).....	36
Past Perfect Continuous (Oʻtgan tugallangan davomli zamon) (<i>I had been doing..., etc.</i>).....	37
Future Simple (Kelasi oddiy zamon) (<i>I will do..., She will not help..., Will they finish...?, etc.</i>).....	38
Be going to (-moqchi) (<i>I'm going to do..., She isn't going to play..., Are they going to go...?, etc.</i>).....	40
Be about to (Arafasida) (<i>I am about to leave..., We are not about to eat..., Is he about to learn...?, etc.</i>).....	40
Future Continuous (Kelasi davomli zamon) (<i>I will be doing..., Will you be using...?, etc.</i>).....	41
Future Perfect (Kelasi tugallangan zamon) (<i>I will have done..., She will not have finished..., etc.</i>).....	42
Future Perfect Continuous (Kelasi tugallangan davomli zamon) (<i>I will have been doing..., etc.</i>).....	43
Future Simple in the Past (Oʻtgan zamondagi kelasi oddiy zamon) (<i>I would do..., Would you do..., etc.</i>).....	44
Future Continuous in the Past (Oʻtgan zamondagi kelasi davomli zamon) (<i>He would be doing..., etc.</i>).....	44
Future Perfect in the Past (Oʻtgan zamondagi kelasi tugallangan zamon) (<i>She would have finished..., etc.</i>).....	45
Future Perfect Continuous in the Past (Oʻtgan zamondagi kelasi tugallangan davomli zamon).....	45
Passive Voice (Majhul nisbat) (<i>The room is cleaned..., When was the radio invented...?, etc.</i>).....	46
Present Simple (Hozirgi oddiy zamon) (<i>The room is usually cleaned..., Bags are not checked..., etc.</i>).....	47
Present Continuous (Hozirgi davomli zamon) (<i>A new school is being built..., Are we being served...?, etc.</i>).....	47
Present Perfect (Hozirgi tugallangan zamon) (<i>They have been invited..., Has the task been done...?, etc.</i>).....	47
Past Simple (Oʻtgan oddiy zamon) (<i>The room was cleaned..., They were not invited..., etc.</i>).....	48
Used to (Qilardi) (<i>The room used to be cleaned..., Did all letters use to be sent...?, etc.</i>).....	48
Be/get used to (Odatlanib qolmoq) (<i>He is used to being asked..., I am not used to being waited..., etc.</i>).....	49
Past Continuous (Oʻtgan davomli zamon) (<i>I was being asked..., The rooms were not being cleaned..., etc.</i>).....	49
Past Perfect (Oʻtgan tugallangan zamon) (<i>The work had been finished..., Had the letter been sent...?, etc.</i>).....	49
Future Simple (Kelasi oddiy zamon) (<i>You'll be told..., It won't be found..., Will you be invited...?, etc.</i>).....	49
Be going to (-moqchi) (<i>I'm going to be asked..., Another plan is not going to be made..., etc.</i>).....	50
Be about to (Arafasida) (<i>A new poem is about to be written..., Is the book about to be published...?, etc.</i>).....	50
Future Perfect (Kelasi tugallangan zamon) (<i>The trees will have been watered..., Will it have been done...?, etc.</i>).....	51
Future Simple in the Past (Oʻtgan zamondagi kelasi oddiy zamon) (<i>It would be done..., etc.</i>).....	51
Future Perfect in the Past (Oʻtgan zamondagi kelasi tugallangan zamon) (<i>A letter would have been sent..., etc.</i>).....	51
Conclusion to passive voice (Majhul nisbatli gaplarga xulosa).....	52
Verb prefixes and suffixes (Feʼl yasovchi prefiksalar va suffiksalar) (<i>-ate, -en, -ify, -ise, -ize, etc.</i>).....	53

TABLE OF ENGLISH TENSES (INGLIZ TILI ZAMONLARI JADVALI)	54
SUBJECT-VERB AGREEMENT (EGA VA KESIM MOSLASHUVI) (<i>a/the number of..., majority of..., etc.</i>).....	55
CAUSATIVE (ORTTIRMA NISBAT) (<i>I have my car repaired..., She makes Tom work..., etc.</i>).....	59
DIRECT AND REPORTED SPEECH (KO'CHIRMA VA O'ZLASHTIRMA GAP) (<i>He said: "I will...", etc.</i>).....	60
CONDITIONALS (SHART ERGASH GAPLAR)	65
First type (Birinchi tip) (<i>If I do..., you will do...; If I heat..., it melts...; If you see..., give...; etc.</i>).....	65
Second type (Ikkinchi tip) (<i>If I were..., I could...; If she knew..., she would...; etc.</i>).....	66
Third type (Uchinchi tip) (<i>If I had known..., I would have visited; etc.</i>).....	67
Mixed type (Aralash tip) (<i>If I knew..., I would have gone...; If you had done..., I could...; etc.</i>).....	67
Omitting "if" ("If" ning tushirib qoldirilishi) (<i>Should you see..., Were I you..., Had I known..., etc.</i>).....	68
Implied condition (Nazarda tutilgan shart ergash gap) (<i>Why don't you come...?; You would spend..., etc.</i>).....	68
WISH (ISTAK) (<i>I wished him luck, I hope you feel better..., etc.</i>).....	69
Past wish (O'tgan zamondagi istak) (<i>I wish I had done..., I wish I have studied..., etc.</i>).....	69
Present wish (Hozirgi zamondagi istak) (<i>I wish I were rich..., I wish I could speak English now..., etc.</i>).....	69
Future wish (Kelasi zamondagi istak) (<i>I wish it would snow..., I wish you were going with us..., etc.</i>).....	70
AS IF/AS THOUGH (XUDDIKI, GO'YOKI) (<i>She seemed as if she had seen me before..., etc.</i>).....	70
MODAL AND AUXILIARY VERBS (MODAL VA YORDAMCHI FE'LLAR)	71
Polite request (Iltimos, ruxsat va taklifni ifodalash) (<i>May I do...?; Could you do..., etc.</i>).....	71
Can (Qila olmoq) (<i>can't, can't help doing, can't have done, am/is/are able to do, will/shall be able to do, etc.</i>).....	71
Could (Qila olardi) (<i>was/were able to do, could (not) have done, etc.</i>).....	72
May/Might (Mumkin) (<i>may/might be doing, may/might (not) have done, may/might as well, etc.</i>).....	74
Should/Ought to (Kerak, lozim) (<i>should (not) have done, out (not) to have done, etc.</i>).....	75
Need (Muhtoj bo'lmoq, kerak) (<i>need doing, need to be done, needn't have done, didn't need to do, etc.</i>).....	76
Must (Kerak, shart) (<i>must be doing, must have done, must have been doing, had to do, etc.</i>).....	77
Have to (To'g'ri keladi, kerak) (<i>will have to do, have got to do, had to do, didn't have to do etc.</i>).....	78
Would (Qilardi, bo'lardi) (<i>It would be nice to..., Would you help...?; He wouldn't have bought..., etc.</i>).....	79
Would rather (Yaxshisi) (<i>would rather do (than do), would rather have done, would rather (that), etc.</i>).....	79
Had better (Yaxshisi) (<i>I had better go..., You had better not phone..., etc.</i>).....	80
Be to (Kerak) (<i>be to do, be supposed to do, be to have done, etc.</i>).....	80
To be due to (Kutilyapti; sababli) (<i>The chief is due to retire..., We arrived late due to/owing to/for..., etc.</i>).....	81
Mustn't do, don't need to do/don't have to do/needn't do (Qilmaslik shart; qilish shart emas).....	81
Modal fe'llarning majhul nisbatda ishlatilishi (<i>can be done, had to be done, should have been done, etc.</i>).....	81
EHTIMOLLIK (TAXMIN) NI IFODALASH	82
Kuchli taxmin (<i>must do, must be doing, must have done, can't do, can't be doing, can't have done, etc.</i>).....	82
Kuchsiz taxmin (<i>may (not) do, may (not) be doing, may (not) have done, etc.</i>).....	82
NON-FINITE FORMS OF THE VERB (FE'LVING NOANIQ SHAKLLARI)	85
Gerund (Gerundiy) (<i>doing, being done, having done, having been done, etc.</i>).....	85
Infinitive (Infinitiv) (<i>to do, to be done, to have done, to have been done, etc.</i>).....	87
Present Participle (Participle I) (Hozirgi zamon sifatdoshi) (<i>doing, being done, having (been) done, etc.</i>).....	97
Past Participle (Participle II) (O'tgan zamon sifatdoshi) (<i>broken, polluted, damaged, bitten, decorated, etc.</i>).....	98
Gap ichida izohlovchi vazifasidagi "Participle I/II" (<i>The girl playing..., The books written..., etc.</i>).....	98
TYPES OF QUESTIONS (SO'ROQ GAP TURLARI)	99
General questions (Umumiy so'roq gaplar) (<i>Is your mother...?; Do you speak..., Can you..., etc.</i>).....	99
Special questions (Maxsus so'roq gaplar) (<i>Who wants to...?; What does she want...?; etc.</i>).....	99
Short questions (Qisqa so'roq gaplar) (A: "Nick came late" B: "Did he?"; etc.).....	100
Alternative questions (Tanlov so'roq gaplar) (<i>Do you like tea or coffee?; etc.</i>).....	102
Tag questions (Tasdiq so'roq gaplar) (<i>She speaks English well, doesn't she?; etc.</i>).....	102

AGREEMENT (TASDIQ)	104
Bo'lishli tasdiq (<i>I do too/also, So do I, So am I, etc.</i>).....	104
Bo'lishsiz tasdiq (<i>I don't either, Neither do I, Neither am I, etc.</i>).....	105
NOUN (OT)	106
Proper nouns (Atoqli otlar) (<i>Winston, Monday, January, Navruz, Rome, George Street, etc.</i>).....	106
Common nouns (Turdosh otlar) (<i>a book, an idea, a watch, an apple, a student, an engineer, etc.</i>).....	106
Countable nouns (Sanaladigan otlar) (<i>a book-books, a student-students, etc.</i>).....	107
Regular plural (To'g'ri ko'plik) (<i>a tomato-tomatoes, a piano-pianos, life-lives, etc.</i>).....	107
Irregular plural (Noto'g'ri ko'plik) (<i>an alumnus-alumni, an ox-oxen, a fish-fish, etc.</i>).....	108
Uncountable nouns (Sanalmaydigan otlar) (<i>water, air, bread, sugar, faith, calm, etc.</i>).....	109
Ba'zi otlarga tegishli maxsus holatlar (<i>blood-a blood, hair-a hair, faith-a faith, joy-a joy, etc.</i>).....	110
Measure words with uncountable nouns (Sanalmaydigan otlarning miqdor ko'rsatkichlari) (<i>two cups of tea, etc.</i>).....	120
Abstract nouns (Mavhum otlar) (<i>love, bravery, belief, progress, friendship, etc.</i>).....	121
Compound nouns (Qo'shma otlar) (<i>bedroom, bus driver, hanger-on, man-sevant, etc.</i>).....	121
Otlarning aniqlovchi vazifasida ishlatilishi (<i>a ten-year-old girl, a week holiday, etc.</i>).....	122
Collective nouns (Jamlovchi otlar) (<i>a crew of sailors, a flock of birds, a pair of shoes, etc.</i>).....	123
Case of nouns (Otlarda kelishik) (<i>the girl's hat, meal of the day, the butcher's, a friend of mine, etc.</i>).....	125
Noun suffixes (Ot yasovchi suffikslar) (<i>-hood, -ism, -ment, -ness, -ship, -er, -tion, etc.</i>).....	127
ADJECTIVE (SIFAT)	128
Opinion adjectives (Fikr sifatlari) (<i>good, nice, wonderful, easy, difficult, etc.</i>).....	128
Fact adjectives (Dalil sifatlari) (<i>large, black, wooden, young, cold, deep, square, round, etc.</i>).....	128
Degrees of adjectives (Sifat darajalari) (<i>big-bigger-the biggest, etc.</i>).....	129
Positive degree (Oddiy daraja) (<i>small, interesting, narrow, famous, etc.</i>).....	130
Comparative degree (Qiyosiy daraja) (<i>larger, more modern, worse, less important, etc.</i>).....	130
Superlative degree (Orttirma daraja) (<i>the highest, the most famous, the least, the best, etc.</i>).....	132
Comparison of adjectives (Sifatlarni qiyoslash) (<i>as...as, not so...as, the same...as, twice as...as, etc.</i>).....	133
Adverbial intensifiers of the adjective (Sifatlar belgisini kuchaytiruvchi ravishlar) (<i>so, too, such, quite, etc.</i>).....	134
"-ing" and "-ed" adjectives ("ing" va "ed" sifatlar) (<i>interesting-interested, boring-bored, etc.</i>).....	135
Order of adjectives (Sifatlarning gapdagi tartibi) (<i>a large square green wooden four-sided table, etc.</i>).....	136
Adjective suffixes (Sifat yasovchi suffikslar) (<i>-able, -ed, -ent, -ful, -ible, -ing, -ish, -less, -ous, etc.</i>).....	138
ADVERB (RAVISH)	139
Adverbs of place (O'rin-joy ravishlari) (<i>here, there, inside, outside, nearby, etc.</i>).....	139
Adverbs of frequency (Payt ravishlari) (<i>never, yet, still, any more, any longer, today, often, sometimes, etc.</i>).....	139
Adverbs of quantity (Daraja-miqdor ravishlari) (<i>a bit, rather, quite, very, too, hardly, scarcely, nearly, else, etc.</i>).....	140
Adverbs of manner (Harakat tarzi ravishlari) (<i>quickly, carefully, calmly, cleverly, etc.</i>).....	143
Adverb forms (Ravish shakllari) (<i>hard-hardly, late-lately, high-highly, etc.</i>).....	145
Degrees of adverbs (Ravish darajalari) (<i>early-earlier-(the) earliest, nicely-more nicely-(the) most..., etc.</i>).....	147
Position of adjectives and adverbs (Sifat va ravishning gapdagi joylashuvi).....	148
PRONOUN (OLMOSH)	150
Personal pronouns (Kishilik olmoshlari) (<i>I, you, he, we, they; me, you, him, us, them, etc.</i>).....	150
Possessive pronouns (Egalik olmoshlari) (<i>my, your, his, our, their; mine, yours, ours, theirs, etc.</i>).....	151
Reflexive pronouns (O'zlik olmoshlari) (<i>myself, on my own, by myself, by my alone, etc.</i>).....	152
Reciprocal pronouns (Birgalik olmoshlari) (<i>each other, one another</i>).....	153
Demonstrative pronouns (Ko'rsatish olmoshlari) (<i>this, that, these, those</i>).....	154
Interrogative pronouns (So'roq olmoshlari) (<i>who, whom, what, which, whose, etc.</i>).....	154
Indefinite pronouns (Gumon olmoshlari) (<i>some, any, no, none, much, many, little, few, both, either, neither, etc.</i>).....	156
Some (Biroz; ba'zi) (<i>somebody, someone, somewhere, something, some of..., etc.</i>).....	156
Any (Birorta; xohlagan) (<i>anybody, anyone, anything, anywhere, any of..., etc.</i>).....	158
No (Birorta, hech qancha) (<i>nobody, no-one, nothing, nowhere, etc.</i>).....	159
None (Hech biri, hech qancha) (<i>none, none of..., etc.</i>).....	160
Much/Most (Ko'p; ko'pchilik).....	161
Many/Most (Ko'p; ko'pchilik).....	161
Little/A little (Kam, oz).....	162
Few/A few (Kam, oz).....	163
All (Hamma).....	163

Both (Har ikkisi).....	165
Either (Ikkisidan biri).....	166
Neither (Ikkisidan hech biri).....	167
Every (Har, har bir) (<i>everybody, everyone, everywhere, everything, every one of..., etc.</i>).....	168
Each (Har, har bir) (<i>each one, each time, each of..., etc.</i>).....	168
Another/Other (Boshqa).....	169
One (Biri; kishi).....	170
There/It.....	172
Complex sentences (Ergashgan qo'shma gaplar) (<i>What you are saying is important..., etc.</i>).....	173
Relative clauses (Nisbiy olmoshli bo'laklar) (<i>The people who/that live in this country..., etc.</i>).....	174
Extra information clauses (Qo'shimcha ma'lumot beruvchi nisbiy olmoshli bo'laklar) (<i>Tom, who is a pupil..., etc.</i>).....	175
Omitting "who"/"which" ("Who"/"which" ning tushirib qoldirilishi) (<i>Florida, known as a sunshine state..., etc.</i>).....	176
NUMERAL (SON).....	177
Cardinal number (Sanoq sonlar) (<i>one, two, three, four, etc.</i>).....	177
Ordinal number (Tartib sonlar) (<i>first, second, third, fourth, etc.</i>).....	179
Fractional number (Kasr sonlar) (<i>point five, a third, three fourths, one fifth, etc.</i>).....	181
ARTICLE (ARTIKL).....	182
Indefinite article (Noaniq artikl) (<i>a, an</i>).....	182
Turdosh otlar bilan noaniq artiklning ishlatilishi (<i>a car, an umbrella, etc.</i>).....	182
Definite article (Aniq artikl) (<i>the</i>).....	184
Turdosh otlar bilan aniq artiklning ishlatilishi (<i>the drawer of my writing table, the water in this river, etc.</i>).....	184
Turdosh otlar oldidan artiklning ishlatilmasligi.....	187
Atoqli otlar oldidan artiklning ishlatilishi (<i>the Browns, the United States, the Pacific, etc.</i>).....	189
Geografik joy nomlari oldidan artiklning ishlatilishi (<i>the Ukraine, the Phillipines, the Baikal, etc.</i>).....	189
Artiklning sifatlar bilan ishlatilishi (<i>the smaller, a better one, the wounded, etc.</i>).....	192
Artiklning sonlar bilan ishlatilishi (<i>the first, the two, a second, etc.</i>).....	193
Kasallik nomlari oldidan artiklning ishlatilishi (<i>pneumonia, diphteria, tuberculosis, etc.</i>).....	193
Artiklning har xil holatlarda ishlatilishi (<i>school-the school, prison-the prison, etc.</i>).....	193
PREPOSITIONS (PREDLOGLAR).....	198
At.....	198
About.....	200
Above.....	200
Across.....	200
After.....	201
Against.....	201
Along.....	201
Among.....	202
Before.....	202
Behind.....	202
Below.....	202
Beside.....	203
Besides.....	203
Beneath.....	203
Beyond.....	203
Between.....	203
By.....	204
Close to.....	205
Down.....	205
During.....	205
Except (for).....	205
For.....	205
Forward.....	207
From.....	207
In.....	208
Inside.....	209
Into.....	209

Like & As.....	209
Of.....	210
Off.....	211
On/Upon.....	212
Opposite.....	213
Out.....	213
Out of.....	214
Outside.....	214
Over.....	214
Past.....	215
Round/Around.....	215
Since.....	215
Through.....	215
Throughout.....	216
Till/Until.....	216
To.....	216
Towards.....	217
Under.....	217
Up.....	218
Via.....	218
With.....	218
Within.....	219
Without.....	219
Predloqlarni taqqoslash.....	220
For, during, while, in, within.....	220
By, until, till, by the time.....	220
Qo'shma predloqlar (<i>according to, because of, in accordance with, on behalf of, etc.</i>).....	221
Predloqlar bilan istisno holatlar (<i>at/in the end, on/in time, on/in the way, connection with/between etc.</i>).....	221
Transport vositalari bilan predloqlarning ishlatilishi (<i>by car, in a taxi, on a bus, get into the car, etc.</i>).....	225
In/At/On the corner.....	225
In/On/At the front/back of.....	226
CONJUNCTIONS (BOG'LOVCHILAR) (<i>and, as well as, but, not only...but also..., both...and..., etc.</i>).....	227
Teng bog'lovchilar (<i>...and..., ...as well as..., ...or..., ...or else..., etc.</i>).....	227
Payt ergash gap bog'lovchilari (<i>after, before, when, while, as, as soon as, as long as, since, etc.</i>).....	227
Sabab ergash gap bog'lovchilari (<i>because, therefore, for, so, thus, owing to, now that, much as, etc.</i>).....	228
Shart ergash gap bog'lovchilari (<i>if, unless, in case, as if/though, whether ...or not, even if, lest, etc.</i>).....	230
Zidlov bog'lovchilari (<i>but, whereas, in spite of, although, however, still, then, yet, nevertheless, etc.</i>).....	232
LIST OF PREFIXES AND SUFFIXES (PREFIKSLAR VA SUFFIKSLAR RO'YXATI).....	234
LIST OF PHRASAL VERBS (IBORAVIY FE'LLAR RO'YXATI).....	236
IBORAVIY FE'LLAR TARKIBIDA KELADIGAN PREDLOQLARNING MA'NOSI.....	253
LIST OF IRREGULAR VERBS (NOTO'G'RIFE'LLAR RO'YXATI).....	254
INDEX (MUNDARIJANING ALIFBO TARTIBIDAGI RO'YXATI).....	260

**ALPHABET
(ALIFBO)**

HARF	O'QILISHI	HARF	O'QILISHI
A a	[eɪ]	N n	[en]
B b	[bi:]	O o	[əʊ]
C c	[si:]	P p	[pi:]
D d	[di:]	Q q	[kju:]
E e	[i:]	R r	[a:]
F f	[ef]	S s	[es]
G g	[dʒi:]	T t	[ti:]
H h	[eɪf]	U u	[ju:]
I i	[aɪ]	V v	[vi:]
J j	[dʒeɪ]	W w	['dʌb(ə)l,ju:]
K k	[keɪ]	X x	[eks]
L l	[el]	Y y	[waɪ]
M m	[em]	Z z	[zed]

**PHONETIC ALPHABET
(FONETIK ALIFBO)**

UNDOSH TOVUSHLAR		UNLI TOVUSHLAR	
BELGI	MISOL	BELGI	MISOL
[p]	<i>put</i> [pʊt], <i>stop</i> [stɒp]	[e]	<i>end</i> [end], <i>pen</i> [pen]
[b]	<i>bed</i> [bed], <i>about</i> [ə'baʊt]	[æ]	<i>apple</i> ['æpl], <i>black</i> [blæk]
[t]	<i>talk</i> [tɔ:k], <i>last</i> [lɑ:st]	[i]	<i>happy</i> ['hæpi], <i>recipe</i> ['resɪpi]
[d]	<i>desk</i> [desk], <i>side</i> [saɪd]	[i:]	<i>eat</i> [i:t], <i>see</i> [si:], <i>beat</i> [bi:t]
[k]	<i>cat</i> [kæt], <i>week</i> [wi:k]	[ɪ]	<i>it</i> [ɪt], <i>sit</i> [sɪt], <i>bid</i> [bɪd]
[ɡ]	<i>good</i> [ɡʊd], <i>big</i> [bɪɡ]	[a:]	<i>father</i> [fɑ:ðə(r)], <i>part</i> [pɑ:t]
[tʃ]	<i>cheap</i> [tʃi:p], <i>catch</i> [kæʃ]	[ɔ:]	<i>four</i> [fɔ:], <i>more</i> [mɔ:]
[dʒ]	<i>judge</i> [dʒʌdʒ], <i>age</i> [eɪdʒ]	[ɒ]	<i>box</i> [bɒks], <i>pot</i> [pɒt]
[f]	<i>fill</i> [fɪl], <i>safe</i> [seɪf], <i>off</i> [ɒf]	[ʊ]	<i>put</i> [pʊt], <i>stood</i> [stʊd]
[v]	<i>very</i> ['veri], <i>live</i> [lɪv], <i>of</i> [ɒv]	[u:]	<i>boot</i> [bu:t], <i>do</i> [du:]
[θ]	<i>thin</i> [θɪn], <i>bath</i> [bɑ:θ]	[u]	<i>mutual</i> ['mjʊ: tʃʊəl], <i>usual</i> ['ju: zʊəl]
[ð]	<i>then</i> [ðen], <i>other</i> ['ʌðə(r)]	[ʌ]	<i>up</i> [ʌp], <i>cut</i> [kʌt], <i>luck</i> [lʌk]
[s]	<i>soon</i> [su:n], <i>us</i> [ʌs]	[ɜ:]	<i>early</i> ['ɜ:li], <i>her</i> [hɜ:], <i>bird</i> [bɜ:d]
[z]	<i>zoo</i> [zu:], <i>keys</i> [ki:z], <i>ours</i> [aʊəz]	[ə]	<i>under</i> [ʌndə], <i>doctor</i> ['dɒktə]
[ʃ]	<i>ship</i> [ʃɪp], <i>push</i> [pʊʃ]	[eɪ]	<i>eight</i> [eɪt], <i>day</i> [deɪ], <i>make</i> [meɪk]
[ʒ]	<i>vision</i> ['vɪʒən], <i>usual</i> ['ju: zʊəl]	[aɪ]	<i>eye</i> [aɪ], <i>drive</i> [draɪv]
[m]	<i>me</i> [mi:], <i>lamp</i> [læmp]	[əɪ]	<i>boy</i> [bɔɪ], <i>soil</i> [sɔɪl]
[n]	<i>no</i> [nəʊ], <i>any</i> ['eni], <i>sun</i> [sʌn]	[aʊ]	<i>out</i> [aʊt], <i>now</i> [naʊ]
[ŋ]	<i>sing</i> [sɪŋ], <i>song</i> [sɒŋ]	[əʊ]	<i>open</i> [əʊpən], <i>boat</i> [bəʊt]
[h]	<i>hat</i> [hæt], <i>behind</i> [br'haɪnd]	[ɪə]	<i>here</i> [hɪə], <i>real</i> [rɪəl]
[l]	<i>lose</i> [lu:z], <i>allow</i> [ə'laʊ]	[eə]	<i>hair</i> [heə], <i>wear</i> [weə], <i>air</i> [eə]
[r]	<i>run</i> [rʌn], <i>around</i> [ə'raʊnd]	[ʊə]	<i>pure</i> [pjʊə], <i>tourist</i> ['tʊərɪst]
[j]	<i>yes</i> [jes], <i>you</i> [ju:], <i>yet</i> [jet]	[uə]	<i>actual</i> ['æktʃʊəl]
[w]	<i>window</i> ['wɪndəʊ], <i>swim</i> [swɪm]	[ɪə]	<i>peculiar</i> [prɪ'kju:liə]
		[eɪə]	<i>player</i> ['pleɪə], <i>layer</i> ['leɪə]
		[aɪə]	<i>tire</i> [taɪə], <i>higher</i> [haɪə]
		[ɔɪə]	<i>employer</i> [ɪm'plɔɪə]
		[aʊə]	<i>power</i> ['paʊə], <i>our</i> [aʊə]
		[əʊə]	<i>lower</i> ['ləʊə], <i>mower</i> ['məʊə]

**ALPHABET
(ALIFBO)**

HARF	O'QILISHI	HARF	O'QILISHI
A a	[eɪ]	N n	[en]
B b	[bi:]	O o	[əʊ]
C c	[si:]	P p	[pi:]
D d	[di:]	Q q	[kju:]
E e	[i:]	R r	[a:]
F f	[ef]	S s	[es]
G g	[dʒi:]	T t	[ti:]
H h	[eɪf]	U u	[ju:]
I i	[aɪ]	V v	[vi:]
J j	[dʒeɪ]	W w	['dʌb(ə)l,ju:]
K k	[keɪ]	X x	[eks]
L l	[el]	Y y	[waɪ]
M m	[em]	Z z	[zed]

**PHONETIC ALPHABET
(FONETIK ALIFBO)**

UNDOSH TOVUSHLAR		UNLI TOVUSHLAR	
BELGI	MISOL	BELGI	MISOL
[p]	<i>put</i> [pʊt], <i>stop</i> [stɒp]	[e]	<i>end</i> [end], <i>pen</i> [pen]
[b]	<i>bed</i> [bed], <i>about</i> [ə'baʊt]	[æ]	<i>apple</i> ['æpl], <i>black</i> [blæk]
[t]	<i>talk</i> [tɔ:k], <i>last</i> [lɑ:st]	[i]	<i>happy</i> ['hæpi], <i>recipe</i> ['resɪpi]
[d]	<i>desk</i> [desk], <i>side</i> [saɪd]	[i:]	<i>eat</i> [i:t], <i>see</i> [si:], <i>beat</i> [bi:t]
[k]	<i>cat</i> [kæt], <i>week</i> [wi:k]	[ɪ]	<i>it</i> [ɪt], <i>sit</i> [sɪt], <i>bid</i> [bɪd]
[g]	<i>good</i> [gʊd], <i>big</i> [bɪg]	[a:]	<i>father</i> [fɑ:ðə(r)], <i>part</i> [pɑ:t]
[tʃ]	<i>cheap</i> [tʃi:p], <i>catch</i> [kætʃ]	[ɔ:]	<i>four</i> [fɔ:], <i>more</i> [mɔ:]
[dʒ]	<i>judge</i> [dʒʌdʒ], <i>age</i> [eɪdʒ]	[ɒ]	<i>box</i> [bɒks], <i>pot</i> [pɒt]
[f]	<i>fill</i> [fɪl], <i>safe</i> [seɪf], <i>off</i> [ɒf]	[ʊ]	<i>put</i> [pʊt], <i>stood</i> [stʊd]
[v]	<i>very</i> ['veri], <i>live</i> [lɪv], <i>of</i> [ɒv]	[u:]	<i>boot</i> [bu:t], <i>do</i> [du:]
[θ]	<i>thin</i> [θɪn], <i>bath</i> [bɑ:θ]	[u]	<i>mutual</i> ['mju: tʃʊəl], <i>usual</i> ['ju: zʊəl]
[ð]	<i>then</i> [ðen], <i>other</i> ['ʌðə(r)]	[ʌ]	<i>up</i> [ʌp], <i>cut</i> [kʌt], <i>luck</i> [lʌk]
[s]	<i>soon</i> [su:n], <i>us</i> [ʌs]	[ɜ:]	<i>early</i> ['ɜ:li], <i>her</i> [hɜ:], <i>bird</i> [bɜ:d]
[z]	<i>zoo</i> [zu:], <i>keys</i> [ki:z], <i>ours</i> [aʊəz]	[ə]	<i>under</i> [ʌndə], <i>doctor</i> ['dɒktə]
[ʃ]	<i>ship</i> [ʃɪp], <i>push</i> [pʊʃ]	[eɪ]	<i>eight</i> [eɪt], <i>day</i> [deɪ], <i>make</i> [meɪk]
[ʒ]	<i>vision</i> ['vɪʒən], <i>usual</i> ['ju: zʊəl]	[aɪ]	<i>eye</i> [aɪ], <i>drive</i> [draɪv]
[m]	<i>me</i> [mi:], <i>lamp</i> [læmp]	[ɔɪ]	<i>boy</i> [bɔɪ], <i>soil</i> [sɔɪl]
[n]	<i>no</i> [nəʊ], <i>any</i> ['eni], <i>sun</i> [sʌn]	[aʊ]	<i>out</i> [aʊt], <i>now</i> [naʊ]
[ŋ]	<i>sing</i> [sɪŋ], <i>song</i> [sɒŋ]	[əʊ]	<i>open</i> [əʊpən], <i>boat</i> [bəʊt]
[h]	<i>hat</i> [hæt], <i>behind</i> [bi'hænd]	[ɪə]	<i>here</i> [hɪə], <i>real</i> [rɪəl]
[l]	<i>lose</i> [lu:z], <i>allow</i> [ə'ləʊ]	[eə]	<i>hair</i> [heə], <i>wear</i> [weə], <i>air</i> [eə]
[r]	<i>run</i> [rʌn], <i>around</i> [ə'raʊnd]	[ʊə]	<i>pure</i> [pjʊə], <i>tourist</i> ['tuərɪst]
[j]	<i>yes</i> [jes], <i>you</i> [ju:], <i>yet</i> [jet]	[uə]	<i>actual</i> ['æktʃʊəl]
[w]	<i>window</i> ['wɪndəʊ], <i>swim</i> [swɪm]	[ɪə]	<i>peculiar</i> [pɪ'kju:liə]
		[eɪə]	<i>player</i> ['pleɪə], <i>layer</i> ['leɪə]
		[aɪə]	<i>tire</i> [taɪə], <i>higher</i> [haɪə]
		[ɔɪə]	<i>employer</i> [ɪm'plɔɪə]
		[aʊə]	<i>power</i> ['paʊə], <i>our</i> [aʊə]
		[əʊə]	<i>lower</i> ['ləʊə], <i>mower</i> ['məʊə]

SYLLABLE STRESS
(URG'U)

Bo'g'in turlari	Bir bo'g'inli so'zlar	Ikki bo'g'inli so'zlar	Ikki bo'g'inli so'zlar	Uch bo'g'inli so'zlar	Uch bo'g'inli so'zlar	Uch bo'g'inli so'zlar
	●	●●	●●	●●●	●●●	●●●
Ochiq bo'g'in (...unli harf)	<i>take</i>	<i>pho-to</i>	<i>be-cause</i>	<i>fa-vour-rite</i>	<i>com-pu-ter</i>	<i>in-tro-duce</i>
Shartli ochiq bo'g'in (...unli harf+re)	<i>b<u>ag</u>re</i>	<i>ca<u>re</u>-ful</i>	<i>com-<u>pa</u>re</i>	<i>ca<u>re</u>-ful-ly</i>	<i>a-<u>wa</u>re-ness</i>	<i>in-ter-<u>fe</u>re</i>
Yopiq bo'g'in (...undosh harf (r))	<i>stop</i>	<i>lis-ten</i>	<i>a-rou<u>nd</u></i>	<i>yes-ter-day</i>	<i>e-lec<u>ti</u>on</i>	<i>af-ter-noon</i>
Shartli yopiq bo'g'in (...r/r+undosh harf)	<i>work</i>	<i>farm-er</i>	<i>re-<u>tu</u>rn</i>	<i>par-en-<u>ta</u>ge</i>	<i>to-<u>mo</u>rr-ow</i>	<i>en-gi-<u>nee</u>r</i>

PHONETIC RULES OF ENGLISH CONSONANTS
(INGLIZ TILIDA UNDOSSH HARFLARNING O'QILISH QOIDALARI)

HARF	JOYLASHGAN O'RNI	O'QILISHI	MISOL
C c	<i>e, i, y</i> harflaridan oldin	[s]	<i>face, city, bicycle, etc.</i>
	<i>a, o, u</i> harflari va undoshlardan oldin	[k]	<i>case, coal, cute, class, fact, cuisine, etc.</i>
G g	<i>e, i, y</i> harflaridan oldin	[dʒ]	<i>page, engineer, gym, etc.</i>
	<i>a, o, u</i> harflari va undoshlardan oldin	[g]	<i>gate, got, gun, green, fog, etc.</i>
S s	So'z boshida	[s]	<i>say, such, send, stop, speak, etc.</i>
	Jarangsiz undoshlardan oldin	[s]	<i>rest, ask, test, etc.</i>
	Jarangsiz undoshlardan keyin	[s]	<i>books, desks, asks, gets, puts, etc.</i>
	Jarangli undoshlar va unilardan keyin	[z]	<i>reads, boys, days, etc.</i>
	Unlilar orasida	[z]	<i>rise, these, please, etc.</i>
	<i>-ion, -ure</i> suffikslaridan oldin	[ʒ]	<i>occasion, pleasure, measure, etc.</i>
W w	<i>-ous</i> suffiksida	[s]	<i>famous, numerous, etc.</i>
	Unlilardan oldin	[w]	<i>wind, wet, woman, wake, wonder etc.</i>
	<i>h</i> harfidan oldin ba'zida	[w]	<i>when, which, where, etc.</i>
X x	<i>h</i> -harfidan oldin ba'zida	[h]	<i>who, whom, whose, etc.</i>
	So'z oxirida va undoshlardan oldin	[ks]	<i>text, six, fox, etc.</i>
	Urg'u tushgan unilardan oldin	[gz]	<i>exam, exact, executive, exuberant, etc.</i>

PHONETIC RULES OF ENGLISH VOWELS
(INGLIZ TILIDA UNLI HARFLARNING O'QILISH QOIDALARI)

	HARF	JOYLASHGAN O'RNI	O'QILISHI	MISOL	
QATTIQ UNLILAR	A a	Urg'u tushgan bo'g'in			
		Ochiq bo'g'in	[eɪ]	<i>take, place, name, cake, state, lake, etc.</i>	
		Shartli ochiq bo'g'in	[eə]	<i>care, bare, share, prepare, etc.</i>	
		Yopiq bo'g'in	[æ]	<i>can, map, sat, stand, happy, apple, etc.</i>	
			[ɒ]	<i>watch, what, want, etc.</i>	
			[a:]	<i>can't, dance, etc.</i>	
		Shartli yopiq bo'g'in	[a:]	<i>car, art, dark, farm, party, etc.</i>	
		Urg'usiz bo'g'in			
			[ə]	<i>ago, about, legal, formal, etc.</i>	
	O o	Urg'u tushgan bo'g'in			
		Ochiq bo'g'in	[əʊ]	<i>close, note, rose, home, phone, open, etc.</i>	
		Shartli ochiq bo'g'in	[ɔ:]	<i>store, before, restore, etc.</i>	
		Yopiq bo'g'in	[ɒ]	<i>stop, long, song, copper, hot, pocket, etc.</i>	
			[ʌ]	<i>mother, month, etc.</i>	
		Shartli yopiq bo'g'in	[ɔ:]	<i>form, fork, border, etc.</i>	
		Urg'usiz bo'g'in			
			[əʊ]	<i>photo, motto, etc.</i>	
			-ous suffiksida	[ə]	<i>famous, various, numerous, etc.</i>
			-or suffiksida	[ə]	<i>doctor, tractor, conductor, etc.</i>
	U u	Urg'u tushgan bo'g'in			
		Ochiq bo'g'in	[ju:]	<i>tube, cute, useful, mute, due, beauty, etc.</i>	
		[u:]	<i>blue, true, clue, glue, etc.</i>		
Shartli ochiq bo'g'in		[juə]	<i>pure, sure, cure, lure, etc.</i>		
Yopiq bo'g'in		[ʌ]	<i>cut, but, hurry, hunter, fun, sunny, etc.</i>		
Shartli yopiq bo'g'in		[ɜ:]	<i>turn, burn, curly, hurt, etc.</i>		
Urg'usiz bo'g'in					
		[ə]	<i>upon, success, difficult, etc.</i>		
YUMSHOQ UNLILAR	E e	Urg'u tushgan bo'g'in			
		Ochiq bo'g'in	[i:]	<i>be, he, me, see, these, complete, etc.</i>	
		Shartli ochiq bo'g'in	[ɪə]	<i>here, mere, severe, etc.</i>	
		Yopiq bo'g'in	[e]	<i>best, next, left, theft, etc.</i>	
		Shartli yopiq bo'g'in	[ɜ:]	<i>her, term, germ, verbal, etc.</i>	
		Urg'usiz bo'g'in			
			[ɪ]	<i>begin, return, because, between, etc.</i>	
			[ə]	<i>mother, father, corner, over, etc.</i>	
	I i	Urg'u tushgan bo'g'in			
		Ochiq bo'g'in	[aɪ]	<i>life, five, fine, tie, time, like, etc.</i>	
		Ochiq bo'g'in	[ɪ]	<i>live [lɪv], give [gɪv], etc.</i>	
			[i:]	<i>cuisine, etc.</i>	
		Shartli ochiq bo'g'in	[aɪə]	<i>fire, tire, admire, dire, hire, wire, etc.</i>	
		Yopiq bo'g'in	[ɪ]	<i>sit, lift, pick, little, this, etc.</i>	
Shartli yopiq bo'g'in		[ɜ:]	<i>bird, girl, first, circle, etc.</i>		
Urg'usiz bo'g'in					
		[ɪ]	<i>origin, engine, cuisine, etc.</i>		
Y y	Urg'u tushgan bo'g'in				
	Ochiq bo'g'in	[aɪ]	<i>my, try, type, cycle, dry, shy, etc.</i>		
	Shartli ochiq bo'g'in	[aɪə]	<i>tyre, pyre, byre, lyre, etc.</i>		
	Yopiq bo'g'in	[ɪ]	<i>symbol, system, gym, typical, etc.</i>		
	Unlilardan oldin	[j]	<i>you, yet, yard, yield, etc.</i>		
	Urg'usiz bo'g'in				
		[i]	<i>any, many, very, only, etc.</i>		

LETTER COMBINATIONS
(HARF BIRIKMALARI)

BIRIKMA	JOYLASHGAN O'RNI	O'QILISHI	MISOL
a + ft	Har doim	[ɑ:]	<i>after, craft, etc.</i>
a + n + undosh harf	Har doim	[ɑ:]	<i>answer, dance, chance, etc.</i>
a + ss, st, sk	Har doim	[ɑ:]	<i>class, last, ask, task, etc.</i>
a + th	Har doim	[ɑ:]	<i>bath, rather, etc.</i>
ai	Ba'zida	[eɪ]	<i>main, chain, etc.</i>
	Ba'zida	[ɪ]	<i>bargain, etc.</i>
ai + r	Har doim	[eə]	<i>chair, hair, pair, etc.</i>
al	k harfidan oldin	[ɔ:]	<i>chalk, walk, etc.</i>
	Boshqa undoshlardan oldin	[ɔ:l]	<i>wall, also, bald, small, always, etc.</i>
	Ba'zida	[ɑ:]	<i>half, calf, etc.</i>
ar	Undosh harflardan oldin	[ɑ:]	<i>scarf, bargain, etc.</i>
au	Ba'zida	[ɑ:]	<i>aunt, laugh, etc.</i>
	Ba'zida	[ɔ:]	<i>daughter, taught, autumn, cause, etc.</i>
aw	Har doim	[ɔ:]	<i>saw, law, jaw, bawl, hawker, etc.</i>
ay	Har doim	[eɪ]	<i>day, way, play, bay, etc.</i>
bt	Har doim	[t]	<i>debt, doubt, subtle, etc.</i>
ch	Har doim	[ʃ]	<i>chess, cheese, choice, etc.</i>
cial	Har doim	[ʃəl]	<i>special, socialist, etc.</i>
ck	Har doim	[k]	<i>clock, thick, quick, knock, black, etc.</i>
cu	Unlilardan oldin	[kw]	<i>cuisine, etc.</i>
ea	Ba'zida	[i:]	<i>sea, clean, speak, etc.</i>
	Ba'zida	[ɑ:]	<i>heart, etc.</i>
	Ba'zida	[eɪ]	<i>break, etc.</i>
ea + r	Ba'zida	[ɪə]	<i>dear, hear, appear, etc.</i>
	Ba'zida	[ɜ:]	<i>learn, earth, early, earning, etc.</i>
ea + th, t, d	Har doim	[e]	<i>death, threat, head, dead, etc.</i>
ee	Har doim	[i:]	<i>green, see, bee, sweep, etc.</i>
ee + r	Har doim	[ɪə]	<i>deer, peer, sheer, etc.</i>
ei+gh	Ba'zida	[aɪ]	<i>height, etc.</i>
	Ba'zida	[eɪ]	<i>weigh, eight, etc.</i>
ew	Ba'zida	[ju:]	<i>few, new, etc.</i>
	Ba'zida	[u:]	<i>grew, blew, etc.</i>
ey	Ba'zida	[eɪ]	<i>they, grey, obey, etc.</i>
	Ba'zida	[i:]	<i>key, etc.</i>
	Ba'zida	[aɪ]	<i>eye, etc.</i>
ght	Har doim	[t]	<i>dight, night, right, etc.</i>
gn	Har doim	[n]	<i>gnaw, sign, design, reign, etc.</i>
i + ld, nd	Ba'zida	[aɪ]	<i>child, find, kind, mind, etc.</i>
	Ba'zida	[ɪ]	<i>children ['tʃɪldrən], wind ['wɪnd], etc.</i>
ie	So'z oxirida	[aɪ]	<i>die, tie, etc.</i>
igh	Har doim	[aɪ]	<i>light, night, right, etc.</i>

ion	Har doim	[jən]	<i>union, million, etc.</i>
kn	Har doim	[n]	<i>know, knife, knit, knock, etc.</i>
ng	So‘z oxirida	[ŋ]	<i>bring, long, song, etc.</i>
o + l + undosh harf	Har doim	[əu]	<i>old, cold, told, hold, etc.</i>
oa	Har doim	[əu]	<i>coat, boat, road, roast, etc.</i>
oi	Har doim	[ɔɪ]	<i>oil, noise, boil, etc.</i>
oo + k	Har doim	[u]	<i>look, book, took, etc.</i>
oo + l, m, n, d, t	Ba‘zida	[u:]	<i>cool, room, etc.</i>
	Ba‘zida	[ʌ]	<i>blood, flood, etc.</i>
oo + ugh	Har doim	[əu]	<i>bought, thought, brought, etc.</i>
oo + r	Har doim	[ɔ:]	<i>door, floor, etc.</i>
or	Har doim	[ɔ:]	<i>short, sport, store, etc.</i>
ou	Ba‘zida	[ɔ:]	<i>your, course, bought, etc.</i>
	Ba‘zida	[aʊ]	<i>out, count, round, about, etc.</i>
	Ba‘zida	[ʌ]	<i>cousin, double, young, etc.</i>
ou + r	Har doim	[aʊə]	<i>our, ours, ourselves, etc.</i>
ow + undosh harf	Har doim	[aʊ]	<i>town, brown, crowd, down, etc.</i>
ow (so‘z oxirida)	Ba‘zida	[əu]	<i>know, grow, low, etc.</i>
	Ba‘zida	[aʊ]	<i>now, bow, cow, etc.</i>
oy	Har doim	[ɔɪ]	<i>boy, enjoy, toy, etc.</i>
ph	Har doim	[f]	<i>photo, philosophy, nephew, etc.</i>
qu	Unlilardan oldin	[kw]	<i>queen, question, qualify, etc.</i>
qu + ar	Har doim	[kwɔ:]	<i>quarter, quarrel, etc.</i>
sh	Har doim	[ʃ]	<i>wish, show, fresh, etc.</i>
sia	Har doim	[jə]	<i>Russia, etc.</i>
ss	Har doim	[s]	<i>passive, possible, etc.</i>
ss + ion	Har doim	[fɪn]	<i>permission, admission, etc.</i>
sion	Har doim	[zən]	<i>conclusion, explosion, vision, etc.</i>
tch	Qisqa unlilardan keyin	[tʃ]	<i>match, catch, etc.</i>
th	Ba‘zida	[ð]	<i>the, this, that, those, thus, they, etc.</i>
	Ba‘zida	[θ]	<i>thin, thick, month, path, etc.</i>
the	Bosh harfi unli so‘zlardan oldin	[ðɪ]	<i>the exception, the objection, etc.</i>
	Bosh harfi unosh so‘zlardan oldin	[ðə]	<i>the towel, the room, etc.</i>
tion	Har doim	[fən]	<i>dictionary, translation, nation, etc.</i>
ture	Har doim	[tʃə]	<i>picture, temperature, culture, etc.</i>
ui	Ba‘zida	[ɪ]	<i>build, guitar, guinea, etc.</i>
	Ba‘zida	[u:ɪ]	<i>ruin, etc.</i>
uy	Har doim	[aɪ]	<i>buy, guy, etc.</i>
wa	r harfidan oldin	[wɔ:]	<i>warm, warn, war, etc.</i>
	Boshqa undoshlardan oldin	[wɔ]	<i>want, wash, watch, etc.</i>
wh	o harfidan oldin	[h]	<i>who, whose, etc.</i>
	Boshqa unlilardan oldin	[w]	<i>what, when, where, etc.</i>
wor	Undoshlardan oldin	[wɜ:]	<i>work, word, world, etc.</i>
wr	Unlilardan oldin	[r]	<i>write, wrong, wrinkle, etc.</i>

DICTIONARY SHORT FORMS
(LUG' AT QISQARTMALARI MA'NOLARI)

QISQA SHAKLI	KENGAYTMASI	MISOL
<i>n</i>	noun (ot)	<i>a pen, a doctor, etc.</i>
<i>v</i>	verb (fe'l)	<i>go, read, etc.</i>
<i>sb</i>	somebody (kimdir)	<i>order sb, etc.</i>
<i>sth</i>	something (nimadir)	<i>ask sb for sth, etc.</i>
<i>adj</i>	adjective (sifat)	<i>good, white, etc.</i>
<i>adv</i>	adverb (ravish)	<i>slowly, yesterday etc.</i>
<i>num</i>	number (son)	<i>ninety-nine, etc.</i>
<i>phr. v</i>	phrasal verb (iboraviy fe'l)	<i>look for, etc.</i>
<i>prep</i>	preposition (predlog)	<i>out, behind, etc.</i>
<i>pron</i>	pronoun (olmosh)	<i>you, we, etc.</i>
<i>conj</i>	conjunction (bog'lovchi)	<i>but, and, etc.</i>
<i>inf</i>	infinitive (infinitiv)	<i>to work, to play, etc.</i>
<i>pres. p.</i>	present pasrticiple (hozirgi zamon sifatdoshi)	<i>working, playing, etc.</i>
<i>past p.</i>	past participle (o'tgan zamon sifatdoshi)	<i>broken, eaten, etc.</i>
<i>int</i>	interjection (undov)	<i>rubbish!</i>
<i>pref</i>	prefix (prefiks)	<i>im- (impossible), pre- (prepay), etc.</i>
<i>suff</i>	suffix (suffiks)	<i>-er (teacher), -less (hopeless), etc.</i>

DICTIONARY LABELS
(LUG' AT BELGILARI MA'NOLARI)

YOZUV	TA'RIFI	MISOL
<i>BrE</i>	Ingliz tilining britancha variantiga oid bo'lgan so'z yoki ibora	<i>centre, etc.</i>
<i>AmE</i>	Ingliz tilining amerikancha variantiga oid bo'lgan so'z yoki ibora	<i>center, etc.</i>
<i>archaic</i>	Almashtirilishi kerak bo'lgan, eski va ortiq ishlatilmaydigan so'z yoki ibora	<i>bedight, etc.</i>
<i>formal</i>	Odatda rasmiy uslubdagi nutq va yozuvga xos bo'lgan va oddiy muloqotda kam ishlatiladigan so'z yoki ibora	<i>child, etc.</i>
<i>informal</i>	Oddiy muloqotda ishlatilishi mumkin bo'lgan, lekin rasmiy nutq va matnga xos bo'lmagan so'z yoki ibora	<i>kid, etc.</i>
<i>humorous</i>	Odatda hazil-mutoyiba yoki kuldirishda ishlatiladigan so'z	<i>partake, etc.</i>
<i>biblical</i>	Injil kitobi tilida ishlatilgan va hozirgi kunda eski deb qaraladigan so'z	<i>smite, etc.</i>
<i>law</i>	Qonun hujjatlarida yoki huquqshunoslar tomonidan ishlatiladigan so'z	<i>juvenile, etc.</i>
<i>literary</i>	Odatiy nutq yoki yozuvda ishlatilmaydigan va asosan, ingliz adabiyotida ishlatiladigan so'z	<i>slay, etc.</i>
<i>medical</i>	Tibbiyotga oid bo'lgan va asosan, tibbiyot xodimlari ishlatadigan so'z yoki ibora	<i>suture, etc.</i>
<i>not polite</i>	Qo'pol va kishini ranjitadigan deb hisoblanadigan so'z yoki ibora	<i>shit, etc.</i>
<i>old use</i>	Eskirgan so'zlar	<i>thee, etc.</i>
<i>slang</i>	Jargon tiliga xos bo'lgan so'z yoki ibora	<i>do sb in, etc.</i>
<i>spoken</i>	Faqatgina yoki deyarli har doim so'zlashuv uslubida ishlatiladigan so'z yoki ibora	<i>bro, etc.</i>
<i>taboo</i>	Aslida ishlatilishi kerak bo'lmagan va kishini juda ranjituvchi so'z	<i>coon, etc.</i>
<i>technical</i>	Muayyan bir sohada ishlatiladigan so'z	<i>belay, etc.</i>
<i>trademark</i>	Ma'lum bir mahsulotning rasmiy nomi bo'lgan so'z	<i>Autocue, etc.</i>
<i>written</i>	Faqatgina yoki deyarli har doim yozma nutqda ishlatiladigan so'z yoki ibora	<i>advent, etc.</i>

GRAMMAR CODES AND PATTERNS
(GRAMMATIK ISHORA VA QOLIPLAR)

ISHORA/QOLIP	TA'RIFI	MISOL
[C] / [countable]	Sanaladigan (birlik va ko'plik shaklga ega) ot	<i>Some of the books were very old.</i>
[U] / [uncountable]	Sanalmaydigan (ko'plik shaklga ega bo'lmagan) ot	<i>The importance of education...</i>
[I] / [intransitive]	O'zidan keyin to'ldiruvchi talab qilmaydigan fe'l	<i>Jack sneezed.</i>
[T] / [transitive]	O'zidan keyin to'ldiruvchi talab qiladigan fe'l	<i>We watch TV every day.</i>
[s] / [singular]	Ko'plik shakli bo'lmagan va faqat birlikda ishlatiladigan ot	<i>The room has a modern feel.</i>
[pl] / [plural]	Birlik shakli bo'lmagan va faqat ko'plikda ishlatiladigan ot	<i>Those are my scissors.</i>
[not in progressive]	Davomli zamonlarda ishlatilmaydigan fe'l	<i>I don't know where it is.</i>
[no comparative]	Qiyosiy yoki orttirma darajasi mavjud bo'lmagan sifat	<i>He played a key role in...</i>
[only before noun]	Faqat ot oldidan ishlatilishi mumkin bo'lgan sifat	<i>The main reason for her visit...</i>
[not before noun]	Faqat ot oldidan ishlatilishi mumkin bo'lmagan sifat	<i>I don't even know if he's still alive.</i>
[only after noun]	Faqat darhol otidan keyin ishlatilishi mumkin bo'lgan sifat	<i>Before the meeting proper, he ...</i>
[+about]	So'zning qaysi predlog bilan ishlatilishini ko'rsatadi	<i>I'm worried about Rachel.</i>
throw sth at sb/sth	Fe'ning to'ldiruvchi va predlog bilan kelishini ko'rsatadi	<i>Tom threw a cushion at her.</i>
tell sb (that)	So'zdan so'ng "that" bilan boshlanuvchi gap kelishini bildiradi	<i>Bill told me (that) you were here.</i>
ask (sb) where/...	Fe'ldan so'ng so'roq so'zlar bilan boshlanuvchi gap kelishi	<i>I asked her what she meant.</i>
try to do sth	So'zning "to infinitive" bilan kelishini ko'rsatadi	<i>He tried to forget about that.</i>
help do sth	Fe'ning "to" siz "infinitive" bilan kelishini ko'rsatadi	<i>This can help prevent infection.</i>
enjoy doing sth	Fe'ning gerundiy bilan ishlatilishini ko'rsatadi	<i>I enjoy meeting new people.</i>
bring sb sth	Fe'ning vositalidan so'ng vositasiz to'ldiruvchi bilan kelishi	<i>Could you bring us the bill?</i>

SYMBOLS
(BELGILAR)

BELGI	TA'RIFI	BELGI	TA'RIFI
@	at (in email address)	-	dash
%	per cent	_	underscore e.g. sardor_hafizov@mail.ru
“ ”	quotation marks	()	round brackets
&	ampersand	[]	square brackets
*	asterisk	{ }	curly brackets
™	trademark	!	exclamation mark
©	copyright	?	question mark
®	registered sign	§	section sign
0°	degree	<	less-than sign
£	pound	>	greater-than sign
€	euro sign	x ²	superscript two
\$	dollar sign	x ³	superscript three
¢	cent sign	:	colon
#	number sign	;	semicolon
\	back slash	=	equals sign
/	forward slash	≠	does not equal sign
'	apostrophe	×	multiplication sign
x	cross	÷	division sign
✓	tick	-	minus sign
.	full stop (in grammar); dot (in email address)	+	plus sign
,	comma	√	square root sign
∞	infinity sign	♂	male sign
±	plus-minus sign	♀	female sign

VERB
(FE'L)

➤ Qoida 1:

Ish-harakat va holatni ifodalab, *nima qilmoq?*, *nima bo'lmoq?* so'roqlariga javob bo'ladigan so'zlarga *fe'l* deyiladi.
Masalan: *to talk, to watch, to work, to play, to write, to listen, to read, etc.*

➤ Qoida 2:

Fe'llar ish-harakat va holatni ifodalashiga ko'ra ikkiga - *harakat va holat fe'llariga* bo'linadi.

1. Biror-bir ish-harakatning bajarilishini ifodalaydigan fe'llarga *harakat fe'llari* deyiladi.

Masalan: *to go, to play, to swim, to walk, to do, to finish, to start, to work, etc.*

2. Holat va his-tuyg'uni ifodalaydigan fe'llarga *holat fe'llari* deyiladi.

Masalan: *to think, to sleep, to love, to hate, to believe, to know, etc.*

➤ Qoida 3:

Fe'llar shakliga ko'ra to'rtga bo'linadi:

V ₁ (INFINITIVE)	V ₂ (PAST SIMPLE)	V ₃ (PAST PARTICIPLE)	V ₄ (PRESENT PARTICIPLE)
<i>go</i>	<i>went</i>	<i>gone</i>	<i>going</i>
<i>play</i>	<i>played</i>	<i>played</i>	<i>playing</i>
<i>swim</i>	<i>swam</i>	<i>swum</i>	<i>swimming</i>
<i>work</i>	<i>worked</i>	<i>worked</i>	<i>working</i>

➤ Qoida 4:

Fe'llar ikkinchi va uchinchi shakllari hosil qilinishiga ko'ra ikkiga - *to'g'ri va noto'g'ri fe'llarga* bo'linadi.

1. To'g'ri fe'llarning ikkinchi va uchinchi shakllari *"-ed"* qo'shimchasini qo'shish orqali hosil qilinadi.

Masalan: *work-worked-worked, play-played-played, watch-watched-watched, etc.*

➤ Izoh:

a) agar fe'l *"e"* harfi bilan tugasa, bunda faqat *"-d"* qo'shiladi.

Masalan: *smile-smiled-smiled, dance-danced-danced, confuse-confused-confused, etc.*

b) agar fe'l undoshdan keyin kelgan *"y"* harfi bilan tugasa, bunda *"y"* harfi *"i"* harfiga o'zgaradi.

Masalan: *hurry-hurried-hurried, study-studied-studied, try-tried-tried, etc.*

c) agar fe'l unidan keyin kelgan *"y"* harfi bilan tugasa, bunda hech qanday o'zgarish ro'y bermaydi.

Masalan: *enjoy-enjoyed-enjoyed, play-played-played, stay-stayed-stayed, etc.*

d) agar fe'l qisqa unidan keyin kelgan undosh harf bilan tugasa, bunda oxirgi undosh harf ikkilantiriladi.

Masalan: *stop-stopped-stopped, plan-planned-planned, rub-rubbed-rubbed, etc.*

2. Noto'g'ri fe'llarning ikkinchi va uchinchi shakllari *"-ed"* qo'shimchasini olmasdan boshqa usullar bilan hosil qilinadi.

Masalan: *blow-blew-blown, eat-ate-eaten, see-saw-seen, etc.*

➤ Izoh:

a) ayrim noto'g'ri fe'llarning birinchi va ikkinchi shakllari bir xil bo'ladi.

Masalan: *beat-beat-beaten, etc.*

b) aksariyat noto'g'ri fe'llarning ikkinchi va uchinchi shakllari bir xil bo'ladi.

Masalan: *build-built-built, catch-caught-caught, shoot-shot-shot, etc.*

c) ayrim noto'g'ri fe'llarning birinchi va uchinchi shakllari bir xil bo'ladi.

Masalan: *come-came-come, run-ran-run, become-became-become, etc.*

d) ayrim noto'g'ri fe'llarning uchala shakli ham bir xil bo'ladi.

Masalan: *cost-cost-cost, hit-hit-hit, let-let-let, etc.*

➤ Qoida 5:

1. Ingliz tilida ikki xil - *vositali (Indirect object)* va *vositasiz (Direct object)* to'ldiruvchilar mavjud bo'lib, vositasiz to'ldiruvchi deb, fe'l o'zidan keyin hech qanday predlogni olmasdan qabul qiladigan to'ldiruvchiga aytiladi.

Masalan: *I like books. He opened the door. They received the letter.*

2. Vositali to'ldiruvchi deb, predloglar bilan kelgan to'ldiruvchiga aytiladi.

Masalan: *I know about this book. He shouted at me. It depends on you.*

➤ Qoida 6:

1. Ingliz tilida ba'zi fe'llar o'zidan keyin vositasiz to'ldiruvchi talab qiladi. Bunday holatda fe'ldagi ish-harakat birorta shaxs yoki buyum - obyektga o'tadi. Bunday fe'llarga o'timli fe'llar deyiladi.

Masalan: *He invited me to the concert. I read newspapers in the evening.*

2. O'zidan keyin vositasiz to'ldiruvchi talab qilmaydigan fe'llarga o'timsiz fe'llar deyiladi.

Masalan: *My father arrived yesterday. They live in Sariasia.*

➤ Qoida 7:

Ingliz tilida ba'zi fe'llar ham o'timli, ham o'timsiz bo'lib keladi.

Masalan:

to open	o'timli (ochmoq) - He opened the door.
	o'timsiz (ochilmoq) - The library opened at 8 o'clock.
to begin	o'timli (boshlamoq) - I begin work at 9 o'clock.
	o'timsiz (boshlanmoq) - Our English lessons begin at 8 o'clock.
to drop	o'timli (tushirib yubormoq) - He dropped his pencil.
	o'timsiz (tushmoq) - The apple dropped to the ground.
to grow	o'timli (o'stirmoq) - We grow colourful flowers.
	o'timsiz (o'smoq) - Colourful flowers grow in the garden.

➤ Qoida 8:

1. Ingliz tilida ba'zi o'timli fe'llarga o'zbek tilida o'timsiz fe'llar to'g'ri keladi.

Masalan:

To follow (kuzatmoq, ergashmoq)

Please, follow me (iltimos, mening orqamdan yuring).

To approach (yaqinlashmoq)

He approached the house (U uyga yaqinlashdi).

2. Ingliz tilida ba'zi o'timsiz fe'llarga o'zbek tilida o'timli fe'llar to'g'ri keladi.

Masalan:

To listen to (tinglamoq)

Listen to me, please (iltimos, meni tinglang).

To wait for (kutmoq)

She's waiting for her brother (U akasini kutyapti).

➤ Izoh:

Demak, yuqoridagi qoidalardan kelib chiqib shuni aytish mumkinki, ingliz tilida o'timli fe'llar ham aniq nisbatda, ham majhul nisbatda ishlatiladi. O'timsiz fe'llar esa asosan aniq nisbatda ishlatiladi.

➤ Qoida 9:

Ingliz tilida ba'zi fe'llar o'zidan keyin ikkita to'ldiruvchi qabul qiladi va quyidagicha ishlatiladi:

S + V	Object 1 (vositasiz to'ldiruvchi)	+ Object 2 (vositali to'ldiruvchi)
-------	-----------------------------------	------------------------------------

Masalan: *I will give this book to my friend tomorrow. He told a story to us. John asked money from his father.*

➤ Izoh:

1. Agar "object 1" va "object 2" larning o'rni almasha, vositali to'ldiruvchining vositasi (predlogi) ham tushib qoladi.

Masalan: *I will give my friend this book tomorrow. He told us a story. John asked his father money.*

2. Quyidagi fe'llar o'zidan keyin "for" predlogi yordamida ikkita to'ldiruvchi qabul qiladi:

book (buyurtma bermoq)	catch (tutmoq)	find (topmoq)	order (buyurtma bermoq)	save (saqlamoq)
build (qurmoq)	choose (tanlamoq)	get (olmoq)	peel (archmoq)	...
buy (sotib olmoq)	cook (pishirmoq)	make (qilmoq)	pour (quymoq)	...

Masalan: *He poured a drink for me./He poured me a drink. I peeled an orange for her./I peeled her an orange.*

3. Quyidagi fe'llar o'zidan keyin "to" predlogi yordamida ikkita to'ldiruvchi qabul qiladi:

award (taqdirlamoq)	hand (uzatib yubormoq)	owe (qarz bo'lmoq)	pass (uzatmoq)	throw (uloqtirmoq)
give (bermoq)	lend (qarz bermoq)	tell (aytmoq)	show (ko'rsatmoq)	...
grant (taqdim qilmoq)	offer (taklif qilmoq)	promise (va'da bermoq)	teach (o'rgatmoq)	...

Masalan: *He lent his pen to me./He lent me his pen. I handed a four-page form to him./I handed him a four-page form.*

4. Quyidagi fe'llar o'zidan keyin yo "to" yoki "for" predlogi yordamida ikkita to'ldiruvchi qabul qiladi:

<i>bring</i> (olib kelmoq)	<i>pay</i> (to'lamoq)	<i>post</i> (jo'natmoq)	<i>send</i> (jo'natmoq)	<i>take</i> (olib bermoq)
<i>leave</i> (goldirmoq)	<i>play</i> (chalmoq)	<i>read</i> (o'qib bermoq)	<i>sing</i> (kuylab bermoq)	<i>write</i> (yozmoq)

Masalan: (Ba'zida bir xil ma'no beradi) *I haven't got my glasses. Will you read the letter out to me?/Will you read the letter out for me?/Will you read me the letter?* (Ba'zida turli xil ma'no beradi) *Will you post it to me? Will you post it for me?*

5. Quyidagi fe'llar o'zidan keyin predlogsiz ikkita to'ldiruvchi qabul qiladi:

<i>allow</i> (ruxsat bermoq)	<i>cost</i> (narx turmoq)	<i>envy</i> (hasad qilmoq)	<i>permit</i> (ijozat bermoq)
<i>ask</i> (so'ramoq)	<i>deny</i> (rad etmoq)	<i>forgive</i> (kechirmoq)	<i>refuse</i> (rad etmoq)

Masalan: *It cost a lot of money to them./It cost them a lot of money.*

ACTIVE VOICE
(ANIQ NISBAT)

➤ Qoida 1:

Aniq nisbatdagi fe'llar harakatning ma'lum shaxs yoki predmet tomonidan bajarilishini bildiradi, ya'ni bu fe'llar ifodalagan harakat-holatning bajaruvchisi aniq bo'ladi.

Masalan: *Nick cleans the room every day. Popov invented the radio in the 19th century.*

➤ Qoida 2:

Ingliz tilida fe'lning uchta zamoni mavjud bo'lib, har bir zamonning yana to'rttadan shakli bor.

PRESENT (HOZIRGI ZAMON)	Present Simple (<i>Hozirgi oddiy</i>)
	Present Continuous (<i>Hozirgi davomli</i>)
	Present Perfect (<i>Hozirgi tugallangan</i>)
	Present Perfect Continuous (<i>Hozirgi tugallangan davomli</i>)
PAST (O'TGAN ZAMON)	Past Simple (<i>O'tgan oddiy</i>)
	Past Continuous (<i>O'tgan davomli</i>)
	Past Perfect (<i>O'tgan tugallangan</i>)
	Past Perfect Continuous (<i>O'tgan tugallangan davomli</i>)
FUTURE (KELASI ZAMON)	Future Simple (<i>Kelasi oddiy</i>)
	Future Continuous (<i>Kelasi davomli</i>)
	Future Perfect (<i>Kelasi tugallangan</i>)
	Future Perfect Continuous (<i>Kelasi tugallangan davomli</i>)

➤ Izoh:

Ba'zi grammatik qo'llanmalarda fe'lning o'tgan zamondagi kelasi zamon shakllari *Future in the Past* ham alohida zamonlar sifatida beriladi. Shu bois, ular haqida mufassal ma'lumot berib, aniq farqlarini ko'rsatish uchun ushbu qo'llanmada ham alohida zamon sifatida tushuntiriladi.

FUTURE IN THE PAST (O'TGAN ZAMONDAGI KELASI ZAMON)	Future Simple in the Past (<i>O'tgan zamondagi kelasi oddiy zamon</i>)
	Future Continuous in the Past (<i>O'tgan zamondagi kelasi davomli zamon</i>)
	Future Perfect in the Past (<i>O'tgan zamondagi kelasi tugallangan zamon</i>)
	Present Perfect Continuous in the Past (<i>O'tgan zamondagi kelasi tugallangan davomli zamon</i>)

PRESENT SIMPLE
(HOZIRGI ODDIY ZAMON)

➤ Qoida 1:

Hozirgi oddiy - *Present Simple* zamonida gaplar kesimi qaysi so'z turkumi bilan ifodalanishiga ko'ra ikkiga: *ot-kesimli* va *fe'l-kesimli* gaplarga bo'linadi.

OT-KESIMLI GAPLAR

➤ Qoida 1:

Ot-kesimli gaplarning kesimi fe'ldan boshqa so'z turkumlari: ot, sifat, son, ravish va olmosh bilan ifodalanadi. Bunday gaplarda bog'lovchi fe'l sifatida "to be" fe'lining hozirgi zamon shakllari "am"/"is"/"are" ishlatiladi.

TO BE
(BO'LMOQ)

➤ **Qoida 1:**

Asl ma'nosi "bo'lmoq" bo'lgan "to be" fe'li hozirgi zamonda uchta "am/is/are" shaklga ega. U biror-bir shaxs yoki narsa haqida gapirilib, uning kimligi, nimaligi, qandayligi, yoshi, rangi, millati va shu kabi xususiyatlariga ta'rif berilganda ishlatiladi. Bunda "to be" fe'ldan keyin fe'ldan tashqari barcha so'z turkumlari ishlatiladi. Tuzilishi quyidagicha:

AFFIRMATIVE	NEGATIVE	INTERROGATIVE	SPECIAL INTERROGATIVE
$S+am/is/are+adj/noun/...^1$	$S+am/is/are+not+adj/noun/...$	$Am/Is/Are+S+adj/noun/...?$	$Wh^2+am/is/are+S?$

Masalan: *I am a student. She is beautiful. Tom is an engineer. Jack is 18. They are clever people. I am not Russian. I am Uzbek. Jane is not rude. She is kind. Tom and Bob are not friends. Is she beautiful? Are they engineers? What is it? Who are they? Where is your brother? What kind of person is Jane? Why aren't Tom and Bob friends? How are your children?*

FE'L KESIMLI GAPLAR

➤ **Qoida 1:**

Fe'l-kesimli gaplarning kesimi fe'l bilan ifodalanadi va ish-harakatning bajarilishini bildiradi. Tuzilishi quyidagicha:

AFFIRMATIVE	NEGATIVE	INTERROGATIVE	SPECIAL INTERROGATIVE
$S+V_1$	$S+do/does+not+V_1$	$Do/Does+S+V_1?$	$Wh+do/does+S+V_1?$

Masalan: *I play football every day in the morning. They don't visit their friends very often. Do you usually go to the cinema? Why do you want to learn English? She speaks four languages. He rarely buys a newspaper. Does she watch TV? How many legs does a table have? Where does he go every morning?*

➤ **Izoh:**

Gapning egasi uchinchi shaxs birlikdagi ot yoki olmosh (*he, she, it*) bilan ifodalanganda:

a) kesimga "-s" yoki (*s, ss, sh, ch, o, x*) harflari bilan tugagan fe'llarga "-es" qo'shimchasi qo'shiladi. So'roq va bo'lishsiz gaplar "does" va "does not" yordamida hosil qilinadi.

Masalan: *I work in a bank. He works in a bank. You do not watch TV. She does not watch TV. Do they clean their room? Does Jane clean her room? We go to school every day. Tom goes to school every day.*

b) fe'l undoshdan keyin kelgan "y" harfi bilan tugasa, "-s" qo'shimchasi qo'shilganda "y" harfi "ie" ga o'zgaradi. Masalan: *We tidy our rooms. She tidies her room. I study English. Tom studies French.*

c) fe'l unidan keyin kelgan "y" harfi bilan tugasa, "-s" qo'shimchasi qo'shilganda hech qanday o'zgarish ro'y bermaydi. Masalan: *You play football. Jack plays basketball.*

➤ **Qoida 2:**

"Who" so'roq olmoshi ega vazifasida "kim", to'ldiruvchi vazifasida "kimni", "kimga", "kim bilan", "kim uchun", "kimdan", "kim haqida" ma'nolarini anglatadi. "Who" so'roq olmoshining gapda ega yoki to'ldiruvchi ekanligi gapning tuzilishiga qarab aniqlanadi.

1. Egaga savol berishda "who" uchinchi shaxs birlik (*he, she, it*) ga tenglashadi va undan keyin darhol kesim keladi.

$Who + V_{1(-s/-es)}?$

Masalan: *Who has a dictionary? Who knows English well? Who wants to go with me?*

2. To'ldiruvchiga savol berishda "who" dan keyin yordamchi fe'l - "do" yoki "does" keladi. Agar fe'l predlogli bo'lsa, predlog gapning oxirida yoki boshida kelishi mumkin.

a)

$Who + do/does + S + V_1 + preposition?$

Masalan: *Who do you usually go to school with? Who do you want to buy these flowers for?*

b)

$Preposition + whom + do/does + S + V_1?$

Masalan: *With whom do you usually go to school? For whom do you want to buy these flowers?*

3. To'ldiruvchiga savol berishda kesim predlogsiz fe'l bilan ifodalangan bo'lsa, quyidagicha holatda bo'ladi:

$Who/whom + do/does + S + V_1?$

Masalan: *Who do you usually meet at school? Who does she love? Whom do they usually call at night? Whom does he send to do the shopping? Who do Tom and Jane respect most?*

¹ "Verb" (fe'l) dan boshqa so'z turkumlari: "adjective" (sifat), "noun" (ot), "numeral" (son), "pronoun" (olmosh), "adverb" (ravish) kabilar ishlatiladi.

² "Wh" belgisi "what" (nima), "where" (qayer), "when" (qachon), "whom" (kimga), "whose" (kimning), "which" (qaysi), "why" (nima uchun), "who" (kim), "how" (qanday), "how long" (qancha muddat/masofa), "how often" (har qancha muddat), "how far" (qanchalik uzoq), "how much" (qancha), "how many" (nechta), "how well" (qanchalik yaxshi) va shu kabi so'roq so'zlar yoki so'zlar guruhi ekanligini ifodalaydi.

➤ Signal soʻzlari:

a)

<i>always</i> (har doim)	<i>mainly</i> (asosan)	<i>from time to time</i> (vaqti-vaqti bilan)
<i>regularly</i> (muntazam)	<i>in general</i> (umuman)	<i>seldom</i> (gohida)
<i>usually</i> (odatda)	<i>generally</i> (umuman)	<i>rarely</i> (kamdan kam)
<i>normally</i> (odatda)	<i>often</i> (tez-tez)	<i>never</i> (hech qachon)
<i>as a rule</i> (odatdagidek)	<i>frequently</i> (tez-tez)	<i>at weekends</i> (dam olish kunlarida)
<i>as usual</i> (odatdagidek)	<i>sometimes</i> (baʼzan)	<i>in the evenings</i> (oqshomlari)
<i>traditionally</i> (anʼanaga koʻra)	<i>now and then</i> (vaqti-vaqti bilan)	<i>on Sundays</i> (yakshanba kunlari)
<i>occasionally</i> (ahyon-ahyonda)	<i>on a daily/weekly/... basis</i> (har kuni/hafta)	...

b)


<i>every</i>	<i>day</i>	-har	<i>kuni</i>
	<i>week</i>		<i>hafta</i>
	<i>month</i>		<i>oy</i>
	<i>year</i>		<i>yili</i>
	<i>morning, etc.</i>		<i>tong va hkz.</i>
	<i>Monday, etc.</i>		<i>dushanba va hkz.</i>
	<i>January, etc.</i>		<i>yanvar oyida va hkz.</i>
	<i>spring, etc.</i>		<i>bahorda va hkz.</i>

c)

<i>once</i> <i>twice</i> <i>three times</i> <i>etc.</i>	<i>a day</i>	-kunda	<i>bir marta</i> <i>ikki marta</i> <i>uch marta</i> <i>va hkz.</i>
	<i>a week</i>	-haftada	
	<i>a month</i>	-oyda	
	<i>a year</i>	-yilda	

➤ Qoida 3:

Odatiy, har doim takrorlanadigan oʻzgarmas ish-harakatlar *Present Simple* zamonida beriladi.



Masalan: *He gets up at 9 every morning. He doesn't get up at 9 every morning. Does he get up at 9 every morning? What time does he get up every morning? Nick always goes to school at 8. We often visit our grandparents. He usually works with paint and brushes. How often do you go to the dentist? My parents own a restaurant. How long does it take you to do your homework? He phones me once a week. From time to time Nick buys a newspaper. In general Nick doesn't like animals. In summer Nick plays tennis once or twice a week. My parents watch TV in the evenings. I go to the market on Sundays. Nurses look after patients in hospitals. I come from Canada. Where do you come from? What does this word mean? I'll go home as soon as our lesson finishes. As soon as our lesson finishes, I'll go home.*

➤ Qoida 4:

Doimiy faktlar yoki umuman rost deb qaraladigan fikrlar *Present Simple* zamonida beriladi.

Masalan: *The Sun rises in the East. The Earth goes round the Sun. Carpenters make things from wood. Oak trees grow slowly. Rice doesn't grow in cold climate. Water boils at 100⁰ Celsius. Students don't have much money. Dogs don't like vegetables.*

➤ Qoida 5:

Yoʻl-yoʻriq koʻrsatishda ham *Present Simple* zamonidan foydalanamiz.

Masalan: *You go down to the traffic lights, then you turn left. To start the programme, first you click on the icon on the desktop.*

➤ Qoida 6:

Hikoyalar aytishda, kitob, asar va filmlar haqida gapirilganda *Present Simple* zamonidan foydalanamiz.

Masalan: *In the film, the tea lady falls in love with the Prime Minister.*

➤ Qoida 7:

Hozirgi zamon darak va buyruq gaplarida kesimga alohida urg'u berish uchun "do" fe'lidan foydalanamiz.

Masalan: *Do come tonight. Do write me a few lines. Do be reasonable.*

A: *You don't know my brother.*

B: *But I do know him.*

➤ Qoida 8:

Quyidagilar ko'p hollarda gap boshida kelib, faqat *Present Simple* zamonda ishlatiladi:

<i>I apologise</i> (uzr so'rayman)	<i>I agree</i> (roziman)	<i>I refuse</i> (rad etaman)
<i>I advise</i> (maslahat beraman)	<i>I promise</i> (va'da beraman)	<i>I think</i> (o'ylayman)
<i>I insist</i> (talab qilaman)	<i>I suggest</i> (taklif qilaman)	...

Masalan: *I promise I won't be late. What do you suggest I do? I absolutely refuse to take part in anything illegal.*

➤ Qoida 9:

Kelasi zamondagi jadval, e'lon, kalendar bo'yicha bo'ladigan harakatlar *Present Simple* bilan beriladi. Bunda ko'pincha quyidagi fe'llar ishtirok etishi mumkin:

<i>begin</i> (boshlamog)	<i>finish</i> (tugatmog)	<i>end</i> (tugamoq)	<i>sail</i> (suzmog)	<i>fly</i> (uchmog)
<i>start</i> (boshlamog)	<i>leave</i> (jo'nab ketmog)	<i>open</i> (ochmog)	<i>be</i> (bo'lmoq)	...
<i>close</i> (yopmog)	<i>arrive</i> (yetib kelmog)	<i>return</i> (qaytib kelmog)	<i>have</i> (bor bo'lmoq)	...

Masalan: *The plane arrives tomorrow. The train leaves at 9 next morning. My yoga class begins at 10 tomorrow. Our holiday is on March 26. The concert starts next Friday. The cafe opens at 7.30 in the morning.*

➤ Qoida 10:

Quyidagilar shart va payt ergashtiruvchi bog'lovchilari bo'lib, ulardan keyin kelasi zamon ma'nosida doim *Present* zamonlari ishlatiladi. Ma'no kelasi zamonda bo'lsa ham "shall", "will", "would", "should" ishlatilmaydi.

<i>if</i> (agar)	+ <i>Present Tenses</i> (kelasi zamon ma'nosida)
<i>unless</i> (agar...masa)	
<i>on condition that</i> (sharti bilan)	
<i>providing that</i> (sharti bilan)	
<i>provided that</i> (sharti bilan)	
<i>in case</i> (har ehtimolga qarshi)	
<i>when</i> (qachonki)	
<i>while</i> (vaqtda)	
<i>before</i> (oldin)	
<i>after</i> (keyin)	
<i>as soon as</i> (bilanoq)	
<i>as long as</i> (modomiki)	
<i>so long as</i> (modomiki)	
<i>by the time</i> (-guncha)	
<i>until/till</i> (-gacha)	
<i>the next time</i> (keyingi safar)	

Masalan: *If you work hard, you will pass your exam next year. When I go shopping tomorrow, I shall buy some food. We shall phone you as soon as we get home. By the time I come home, anybody will have gone to bed. She will arrive before I come. You won't enter the university unless you study hard. I will visit my relatives when I am in London next year. Call me back as soon as you get to the destination. You can take my car providing that you drive it carefully. The next time you leave the house don't forget to lock the door. After you finish your homework, check once again before you submit it. I always take my umbrella in case it rains.*

PRESENT CONTINUOUS
(HOZIRGI DAVOMLI ZAMON)

➤ Tuzilishi quyidagicha:

AFFIRMATIVE	NEGATIVE	INTERROGATIVE	SPECIAL INTERROGATIVE
<i>S+am/is/are+V_{ing}</i>	<i>S+am/is/are+not+V_{ing}</i>	<i>Am/Is/Are+S+V_{ing}?</i>	<i>Wh+am/is/are+S+V_{ing}?</i>

Masalan: *I'm studying* really hard for my exams. My cousin *isn't living* in Thailand at the moment. *Are you waiting* for your friends? *What are you doing* here? *She is learning* English nowadays. *They are staying* at the Park Hotel at present. *She is looking* for a better job. *She's always interrupting* me. *The Browns are visiting* us tonight. *His English is getting* better. *She is working* in Paris this week. *He's always asking* stupid questions. *The baby isn't sleeping* at the moment.

➤ Signal soʻzlari:

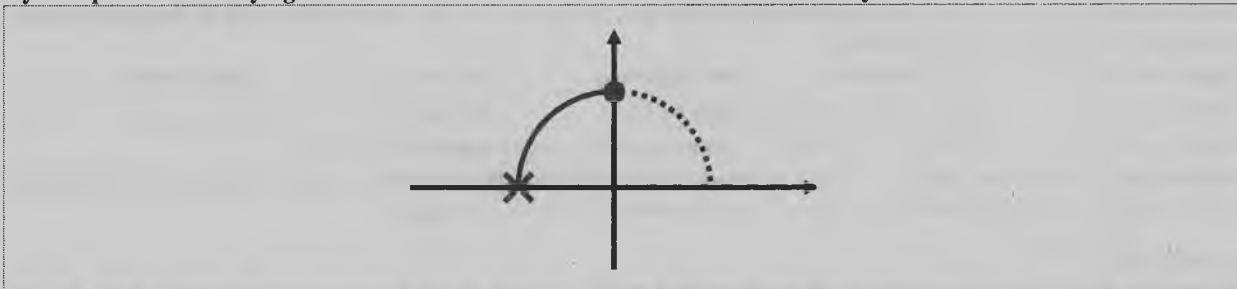
<i>now</i> (hozir)	<i>currently</i> (hozirda)	<i>nowadays</i> (shu kunlarda)
<i>right now</i> (ayni vaqtda)	<i>at present</i> (hozirda)	<i>today</i> (bugun)
<i>at the moment</i> (ayni vaqtda)	<i>for the time being</i> (hozirgi vaqtda)	<i>this week/month/...</i> (shu hafta/oy/...)
<i>right away</i> (ayni vaqtda)	<i>these days</i> (shu kunlarda)	<i>still</i> (hanuz)

➤ Buyruq iboralar:

<i>Don't disturb me!</i> (Bezovta qilmang!)	<i>Listen!</i> (Tinglang!)	<i>Shsh!</i> (Shsh!)
<i>Don't talk!</i> (Gaplasmang!)	<i>Look!</i> (Qarang!)	<i>Don't make a noise!</i> (Shovqin qilmang!)
<i>Stop!</i> (To'xtang!)	<i>Don't speak!</i> (Gaplasmang!)	

➤ Qoida 1:

Ayni vaqtda sodir boʻlayotgan ish-harakatlarni *Present Continuous* zamoni ifodalaydi.



Masalan: *Nick is reading a book now. Bob is still working in the garden. Stop! What are you doing, Mary? Please, don't disturb me! I'm working. Let's go out. It isn't raining any more. Are you enjoying the party? The weather forecast was good, but it is raining. Listen to those people. What languages are they speaking? My dog barks a lot, it is not barking right now.*

➤ Qoida 2:

Aynan hozirning oʻzida davom etayotgan harakatlarni koʻrsatishdan tashqari, *Present Continuous* hozirgi davrda boʻlayotgan ish-harakatlarni ham ifodalaydi.

Masalan: *We are learning English nowadays. My father is building a new house at present. We are preparing for the entrance exams. John wants to live in Italy, that's why he is learning Italian. I'm reading detective stories these days.*

➤ Qoida 3:

"Today", "tonight", "this week", "this month", "this year", "these days" kabi vaqtlar oraligʻidagi vaqtinchalik harakatlarni *Present Continuous* zamoni koʻrsatadi.

Masalan: *You are working hard today. I usually go to school through the centre but I am going through the park this week. Beckham usually plays well, but he is playing badly this season. They're staying at a hotel until they find a house.*

➤ Qoida 4:

"Always" (*doim*), "forever" (*doim*), "continually" (*davomiy ravishda*), "constantly" (*muntazam*) kabi soʻzlar bilan jahli, norozilik, tanbeh, shikoyat va hasadni ifodalashda *Present Continuous* zamoni ishlatiladi.

Masalan: *Nick likes sleeping. He is always coming late to school (Noroziqlik). You are always losing your key (Tanbeh). Nick and Tom are forever arguing (Shikoyat). My mum is always saying I don't help enough (Shikoyat)! Tom is constantly complaining about his neighbour (Shikoyat). He is always visiting exciting places (Hasad)!*

➤ Qoida 5:

Vaziyatning oʻzgarayotganligini koʻrsatish uchun *Present Continuous* zamoni ishlatiladi. Bunda asosan, quyidagi feʼllar qoʻllanilishi mumkin:

<i>get</i> (boʻlmoq)	<i>change</i> (oʻzgarmoq)	<i>become</i> (boʻlmoq)	<i>increase</i> (oʻsmoq)	<i>start</i> (boshlamoq)
<i>fall</i> (pasaymoq)	<i>grow</i> (oʻsmoq)	<i>improve</i> (rivojlanmoq)	<i>begin</i> (boshlamoq)	<i>rise</i> (oʻsmoq)

Masalan: *The population of the world is increasing. The economy of the country is getting better. My English is improving. The plants in the garden are growing very fast. Bob is starting to recover. The situation is changing.*

➤ Qoida 6:

Kelasi zamonda qilinishi rejalashtirilgan ish-harakatlarni *Present Continuous* zamoni ifodalaydi.

Masalan: *Is Nick coming tonight? We are visiting our grandfather next week. They're staying at a hotel when they're in London.*

A: *Can we meet on Monday?*

B: *No, I'm playing tennis with my friends.*

A: *What about Tuesday?*

B: *On Tuesday I'm going to the market with my mother.*

A: *What about Wednesday then?*

B: *On Wednesday I'm preparing for the exams.*

SIMPLE	CONTINUOUS		
<p>7. "Have" -bor, mavjud, egalik qilmoq I have a dog. Do you have a cat?</p>	7. "Have" -yordamchi fe'l vazifasida		
	have +	a sleep	-uxlamoq
		a party	-bazm qilmoq
		a shower	-dush qabul qilmoq
		a bath	-vanna qabul qilmoq
		a good/nice time	-yaxshi vaqt o'tkazmoq
		a quarrel	-janjallashmoq
		a rest	-dam olmoq
		a meal	-ovqatlanmoq
		breakfast	-nonushta qilmoq
		lunch	-tushlik qilmoq
dinner	-kechki ovqat yemoq		
etc.	va hkz.		
We are having dinner. She isn't having a shower.			
<p>8. "Look" -ko'rinmoq, tuyulmoq You look happy. She looks nice.</p> <p>* "look like" -o'xshamoq She looks like her mother.</p>	8. Look + preposition		
	look +	at	-qaramoq
		for	-qidirmoq
		up	-lug'atdan qidirmoq
		forward to	-intizorlik bilan kutmoq
		into	-tekshirmoq
		after	-g'amxo'rlik qilmoq
etc.		va hkz.	
He is looking at me. I am looking for my book. She is looking after her child. We are looking forward to hearing you soon. Police are looking into the disappearance of two children.			
<p>9. "See" -ko'rmoq I see you well. Can you see that man over there?</p>	<p>9. See-uchrashmoq, shifokorga ko'rinmoq I am seeing my friend tomorrow. She is seeing her doctor next Monday.</p>		
<p>10. "Smell", "taste", "sound" sth smell-hid taratmoq sth sound-ovoz chiqarmoq sth taste-ta'm bermoq The rose smells good. The music sounds nice. The soup tastes delicious.</p>	<p>10. "Smell", "taste", "sound" sb smell-hidlamoq sb sound-ovoz bermoq sb taste-tatib ko'rmoq He is smelling the rose. He is sounding angrily. He is tasting the soup.</p>		
<p>11. "Weigh" -og'irlikka ega bo'lmoq, vazn bosmoq I weigh 70 kilos.</p>	<p>11. "Weigh" -og'irlikni o'lchamoq I'm weighing myself</p>		

PRESENT PERFECT
(HOZIRGI TUGALLANGAN ZAMON)

► Tuzilishi quyidagicha:

AFFIRMATIVE	NEGATIVE	INTERROGATIVE	SPECIAL INTERROGATIVE
S+have/has+V ₃	S+have/has+not+V ₃	Have/Has+S+V ₃ ?	Wh+have/has+S+V ₃ ?

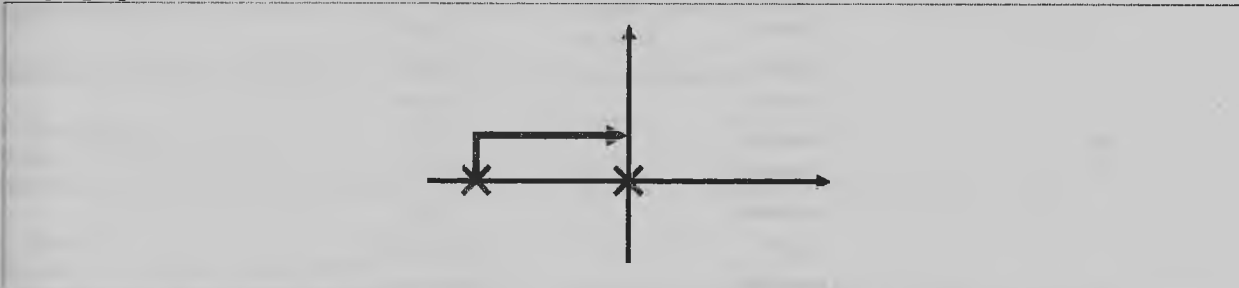
Masalan: I have cut the grass. Mrs Jones has been a secretary for ten years. She has tried windsurfing. We have read three novels this week. She hasn't finished her job yet. Have you found your key? Where have they gone? She has tidied her room. They have written three letters this morning. She has spoken to two clients since 12 o'clock.

► Barcha Perfect signal so'zlari:

just (hozirgina)	yet (hali ham)	never (hech qachon)	since (...dan beri)	earlier (avvalroq)
already (allaqachon)	ever (hech qachon marta)	for (...davomida)	before (avval, ilgari)	...

> Qoida 1:

Asli o'tgan zamonda sodir bo'lgan, lekin sodir bo'lish vaqti ko'rsatilmagan va natijasi hozirga taalluqli bo'lgan ish-harakatlarni *Present Perfect* zamoni ifodalaydi. Bunda asosiy e'tibor harakatning sodir bo'lish vaqtiga emas, balki uning natijasiga qaratiladi.



Masalan: *Tom is looking for his key. He can't find it. He has lost it. I have forgotten your name. Is Sally here? No, she has gone out. I can't find my toy. Have you seen it? Have you done your task? Has the secretary come? The secretary hasn't come. Ow! I've cut my finger. The road is closed. There has been an accident. I have washed my hands, so I can help you.*

> Izoh:

Agar bo'lib o'tgan ish-harakatning vaqti ko'rsatilgan bo'lsa, *Past Simple* zamoni ishlatiladi.

Masalan: *I wasted a lot of time last week. (I have wasted a lot of time last week.)*

> Qoida 2:

Barcha *Perfect* signal so'zlarining gapda ishlatilishi:

1. "Just" -hozirgina

Masalan: *I've just seen Nick. Nick says he has just bought a car. It is evening. People have just returned home. He informs me that his brother has just won much money in the lottery. Jack and Bob have just had a quarrel.*

2. "Already" -allaqachon

Masalan: *He has already arrived home. It is evening. Nick has already returned.*

A: *Don't forget to send the letter.*

B: *Don't worry. I've already sent it.*

3. "Yet" -hali, hali ham, hozirgacha, haligacha (so'roq va inkor gaplarda ishlatiladi)

Masalan: *She hasn't eaten her soup yet. Has Jack arrived yet? They say that they haven't received any letter from their family yet. It's 8 o'clock. The secretary hasn't come yet.*

4. "Somebody/something have yet to do something" birikmasi haligacha bajarilmagan harakatni ifodalashda ishlatiladi.

Masalan: *I have yet to hear Ray's version of what happened. The bank has yet to respond to our letter.*

5. "Ever" -biror marta (hayoti davomida, so'roq gaplarda ishlatiladi)

Masalan: *Have you ever smoked? Has Nick ever driven a car? Have you ever visited France?*

> Izoh:

Darak gaplarda sifatning orttirma darajasi bilan ishtirok etishi mumkin.

Masalan: *He is the most famous person I have ever met. She is the most beautiful girl I have ever seen.*

6. "Never" -hech qachon

Masalan: *I've never smoked. She has never visited France. Nick says he has never drunk alcohol.*

7. Gap oxirida "before" yoki "earlier" kelsa, *Present Perfect* zamoni ishlatiladi.

Masalan: *I have never smoked before. Jack says that he hasn't read this book before.*

A: *Have you ever participated in any competitions?*

B: *Yes, of course. I have participated in many competitions earlier.*

> Qoida 3:

Agar yuqorida keltirilgan barcha *Perfect* signal so'zlari gapda biror boshqa zamon signal so'zi yoki fe'li bilan kelsa, o'sha *Perfect* zamoni ishlatiladi.

Masalan: *Nick says he has just bought a car. Nick said he had just bought a car.*

It is evening. People have already returned home. It was evening. People had already returned home.

> Qoida 4:

<i>This/It is the</i>	<i>first time</i>	+ Present Perfect
	<i>second time</i>	
	<i>third time</i>	
	<i>etc.</i>	

Masalan: *This is the first time I have visited France. It's the second time I have seen this film. Is this the third time you have driven a car? It is the second time they have visited our country. Is it the fourth time she has lied to us?*

➤ Qoida 5:

“For” biror-bir ish-harakatning qancha muddatdan beri sodir bo‘layotganligini ko‘rsatish uchun ishlatiladi.

Birikmalari:

<i>for</i>	<i>2 minutes</i>	<i>-2 daqiqa</i>	<i>-dan beri</i>
	<i>3 hours</i>	<i>-3 soat</i>	
	<i>4 days</i>	<i>-4 kun</i>	
	<i>5 weeks</i>	<i>-5 hafta</i>	
	<i>6 months</i>	<i>-6 oy</i>	
	<i>7 years</i>	<i>-7 yil</i>	
	<i>8 centuries</i>	<i>-8 asr</i>	
	<i>ages</i>	<i>-ko‘p yillar</i>	
	<i>a long time</i>	<i>-uzoq vaqt</i>	

Masalan: *I have had this car for 4 months. She has lived here for 2 years. We have worked at this school for 10 years.*

➤ Izoh:

1. “For” darak gaplarda tushirib qoldirilishi ham mumkin. Ammo inkor gaplarda tushirib qoldirilmaydi.

Masalan: *They have been married (for) ten years. They haven‘t had a holiday for ten years.*

2. Inkor gaplarda “for” ning o‘rniga “in” dan foydalanishimiz mumkin.

Masalan: *They haven‘t had a holiday in ten years.*

➤ Qoida 6:

“Since” biror-bir ish-harakatning boshlangan nuqtasini ifodalab, qachondan beri bo‘layotganligini bildiradi.

Birikmalari:

<i>since</i>	<i>2 o‘clock</i>	<i>-soat 2</i>	<i>-dan beri</i>
	<i>morning/...</i>	<i>-ertalab/...</i>	
	<i>yesterday/...</i>	<i>-kecha/...</i>	
	<i>Monday/...</i>	<i>-dushanba/... kuni</i>	
	<i>last week/month/...</i>	<i>-o‘tgan hafta/oy/...</i>	
	<i>April/...</i>	<i>-aprel/... oyi</i>	
	<i>spring/...</i>	<i>-bahor/...</i>	
	<i>2015/...</i>	<i>-2015/...yil</i>	
	<i>19th century</i>	<i>-XIX asr</i>	
	<i>Navruz/Eid/...</i>	<i>-Navro‘z/Hayit/...</i>	
	<i>my childhood</i>	<i>-bolaligim</i>	
	<i>then</i>	<i>-o‘sha(n)</i>	
	<i>that time</i>	<i>-o‘sha vaqt</i>	
	<i>S + V₂</i>	<i>-biror kishi biror narsa qilgani</i>	

Masalan: *It is October. I haven‘t seen Jack since March. She has lived here since last year. Abdulla hasn‘t written to me since Navruz. They haven‘t studied English since 1990. I haven‘t smoked since my childhood.*

➤ Qoida 7:

<i>Present Perfect (Continuous)</i>	<i>+ since</i>	<i>+ Past Simple</i>
-------------------------------------	----------------	----------------------

Masalan: *I have not seen you since you arrived in Tashkent. They have not quarreled since they married.*

➤ Qoida 8:

<i>It is/has been</i>	<i>+ time words</i>	<i>+ since</i>	<i>+ Past Simple</i>
-----------------------	---------------------	----------------	----------------------

Masalan: *It is two years since I last saw Joe. It has been two years since I last saw Joe. It’s been ages since we went to the cinema. How long is it since Mrs Hill died? It’s six years since I smoked. It’s been five months since I attended English courses.*

➤ Qoida 9:

<i>Present Perfect (Continuous)</i>	<i>in the</i>	<i>last/past</i>	<i>2 days</i>	<i>-o‘tgan...davomida</i>
	<i>over the</i>		<i>3 weeks</i>	
	<i>during the</i>		<i>4 months</i>	
	<i>for the</i>		<i>5 years</i>	

Masalan: *I haven‘t seen Nick in the past 2 months. She hasn‘t come to school for the last 2 weeks. I have been waiting for Nick over the past 20 minutes. Anvar has been learning English during the last 2 months.*

> Qoida 10:

“Recently”-yaqinda

Masalan: *I have recently seen Nick. Tom says that Nick has recently bought a car.*

> Istisno:

Agar gap egasidan keyin darhol “recently” ravishi kelsa, bunday gapning kesimi *Past Simple* zamonda beriladi.

S	+ recently	+ Past Simple
---	------------	---------------

Masalan: *I recently bought a new car. They recently finished building the supermarket.*

> Qoida 11:

“Lately”-oxirgi paytlarda

Masalan: *Have you seen a new film lately? I haven't seen Nick lately. John says that he has smoked much lately.*

> Qoida 12:

“So far” -shu vaqtgacha, hozirgacha

Masalan: *Haven't you been to Italy so far? I have read two books so far. Nick says he hasn't finished his book so far.*

> Izoh:

Garchi “until now” ham “shu vaqtgacha”, “hozirgacha” deb tarjima qilinsa ham, “so far” bilan farqi mavjud. “So far” hozirgacha o'zgarib davom etib kelgan ish-harakatga nisbatan ishlatilsa, “until now” hozirgina tugagan yoki o'zgargan ish-harakatga nisbatan ishlatiladi.

Masalan: *Until now I had no one to tell things to (=I now have someone to tell things to). So far no one has claimed responsibility for the bombs.*

> Qoida 13:

Present Perfect +	up to now	- hozirgacha
	up till now	
	by now	

Masalan: *I have read two books up to now. We haven't seen her by now. She has visited a lot of countries up till now.*

> Qoida 14:

1. “...been to” -borib kelgan, bo'lgan

Masalan: *Jack is at home now. He has been to the library. Sarah is back now. She has been to Italy.*

2. “...gone to” -ketgan (lekin hali qaytmagan)

Masalan: *Jack is away now. He has gone to Italy. Sarah isn't at home. She has gone to the market.*

3. “...been in” -...da, biror yerda (ma'lum vaqtdan beri)

Masalan: *She has been in Moscow for a week.*

> Qoida 15:

“Today”, “this morning”, “this week”, “this month”, “this year”, “this season” kabi payt ravishlari *Present Perfect* zamonida ham ishlatilishi mumkin. Bunda ko'rsatilgan vaqt muddati tugallanmaganligi va bajarilgan ish-harakatning natijasi hali o'zgarishi mumkinligi nazarda tutiladi.

Masalan: *I have written a rough plan this morning (hali ham ertalab). Jack hasn't phoned me this week (hafta hali tugamagan). I have eaten three sandwiches today (kun hali tugamagan va yana yeyishi mumkin).*

> Qoida 16:

Harakatlar necha marta yoki qancha miqdorda bajarilganligini ko'rsatish uchun *Present Perfect* zamoni ishlatiladi.

1. Necha marta: *once, twice, three times, four times, many times...*

Masalan: *I have read this book twice. She has won the championship three times.*

2. Qancha miqdorda:

Masalan: *I have read six books. She has won three cups.*

HAVE (GOT)
(BOR)

> Qoida 1:

“Have” yoki “have got” birikmasi “bor bo'lmoq”, “ega bo'lmoq” ma'nolarini anglatadi. Tuzilishi quyidagicha:

AFFIRMATIVE	NEGATIVE	INTERROGATIVE	SPECIAL INTERROGATIVE
S+have/has got+noun	S+have/has+not+got+noun	Have/Has+S+got+noun?	Wh+have/has+S+got?

Masalan: *They have got a new car. I haven't got any money. Have you got good friends? What have they got in their bags?*

> Izoh:

“Has got” uchinchi shaxs birlik “he/she/it” bilan ishlatiladi.

Masalan: *Our house has got a small garden. Lisa hasn't got a brother. Has your father got a car? What has she got in her bag?*

➤ Qoida 10:

“Recently”-yaqinda

Masalan: *I have recently seen Nick. Tom says that Nick has recently bought a car.*

➤ Istisno:

Agar gap egasidan keyin darhol “recently” ravishi kelsa, bunday gapning kesimi *Past Simple* zamonda beriladi.

S	+ recently	+ Past Simple
---	------------	---------------

Masalan: *I recently bought a new car. They recently finished building the supermarket.*

➤ Qoida 11:

“Lately”-oxirgi paytlarda

Masalan: *Have you seen a new film lately? I haven't seen Nick lately. John says that he has smoked much lately.*

➤ Qoida 12:

“So far” -shu vaqtgacha, hozirgacha

Masalan: *Haven't you been to Italy so far? I have read two books so far. Nick says he hasn't finished his book so far.*

➤ Izoh:

Garchi “until now” ham “shu vaqtgacha”, “hozirgacha” deb tarjima qilinsa ham, “so far” bilan farqi mavjud. “So far” hozirgacha o‘zgarib davom etib kelgan ish-harakatga nisbatan ishlatilsa, “until now” hozirgina tugagan yoki o‘zgarib ish-harakatga nisbatan ishlatiladi.

Masalan: *Until now I had no one to tell things to (=I now have someone to tell things to). So far no one has claimed responsibility for the bombs.*

➤ Qoida 13:

<i>Present Perfect +</i>	<i>up to now</i>	- hozirgacha
	<i>up till now</i>	
	<i>by now</i>	

Masalan: *I have read two books up to now. We haven't seen her by now. She has visited a lot of countries up till now.*

➤ Qoida 14:

1. “...been to” -borib kelgan, bo‘lgan

Masalan: *Jack is at home now. He has been to the library. Sarah is back now. She has been to Italy.*

2. “...gone to” -ketgan (lekin hali qaytmagan)

Masalan: *Jack is away now. He has gone to Italy. Sarah isn't at home. She has gone to the market.*

3. “...been in” -...da, biror yerda (ma’lum vaqtdan beri)

Masalan: *She has been in Moscow for a week.*

➤ Qoida 15:

“Today”, “this morning”, “this week”, “this month”, “this year”, “this season” kabi payt ravishlari *Present Perfect* zamonida ham ishlatilishi mumkin. Bunda ko‘rsatilgan vaqt muddati tugallanmaganligi va bajarilgan ish-harakatning natijasi hali o‘zgarishi mumkinligi nazarda tutiladi.

Masalan: *I have written a rough plan this morning (hali ham ertalab). Jack hasn't phoned me this week (hafta hali tugamagan). I have eaten three sandwiches today (kun hali tugamagan va yana yeyishi mumkin).*

➤ Qoida 16:

Harakatlar necha marta yoki qancha miqdorda bajarilganligini ko‘rsatish uchun *Present Perfect* zamoni ishlatiladi.

1. Necha marta: *once, twice, three times, four times, many times...*

Masalan: *I have read this book twice. She has won the championship three times.*

2. Qancha miqdorda:

Masalan: *I have read six books. She has won three cups.*

HAVE (GOT)
(BOR)

➤ Qoida 1:

“Have” yoki “have got” birikmasi “bor bo‘lmoq”, “ega bo‘lmoq” ma’nolarini anglatadi. Tuzilishi quyidagicha:

AFFIRMATIVE	NEGATIVE	INTERROGATIVE	SPECIAL INTERROGATIVE
<i>S+have/has got+noun</i>	<i>S+have/has+not+got+noun</i>	<i>Have/Has+S+got+noun?</i>	<i>Wh+have/has+S+got?</i>

Masalan: *They have got a new car. I haven't got any money. Have you got good friends? What have they got in their bags?*

➤ Izoh:

“Has got” uchinchi shaxs birlik “he/she/it” bilan ishlatiladi.

Masalan: *Our house has got a small garden. Lisa hasn't got a brother. Has your father got a car? What has she got in her bag?*

➤ Qoida 2:

“*Bor bo‘lmoq*”, “*ega bo‘lmoq*” ma’nolarida “*have*”/“*has*” ning o‘zi ham ishlatilishi mumkin. Faqat bunda so‘roq va inkor shakllari yasalishida farq bo‘ladi. Tuzilishi quyidagicha:

AFFIRMATIVE	NEGATIVE	INTERROGATIVE	SPECIAL INTERROGATIVE
<i>S+have/has+noun</i>	<i>S+don't/doesn't+have+noun</i>	<i>Do/Does+S+have+noun?</i>	<i>Wh+do/does+S+have?</i>

Masalan: *They have a new car. She doesn't have any money. Do you have good friends? What does she have in her pocket?*

➤ Izoh:

Inkor shakli “*have/has + no + noun*” strukturasi asosida ham berilishi mumkin.

Masalan: *I have no friend. She has no money in her pocket. The garden has no trees at all.*

➤ Qoida 3:

O‘tgan zamonda “*bor edi*”, “*ega edi*” ma’nosida “*had*” ishlatiladi. Lekin norasmiy uslubda “*had got*” ham ishlatilishi mumkin. Tuzilishi quyidagicha:

AFFIRMATIVE	NEGATIVE	INTERROGATIVE	SPECIAL INTERROGATIVE
<i>S+had+noun</i>	<i>S+didn't+have+noun</i>	<i>Did+S+have+noun?</i>	<i>Wh+did+S+have?</i>

Masalan: *When I was young, I had a beautiful red car. Did you have any friends when you lived in Paris? I didn't have my phone with me, so I couldn't call you. Lisa had long hair, didn't she? What did you have in your pocket when he asked?*

➤ Izoh:

Inkor shakli “*had + no + noun*” strukturasi asosida ham berilishi mumkin.

Masalan: *Tom had no friends when he started attending school. The garden had no trees at all.*

➤ Qoida 4:

Kelasi zamonda “*bor bo‘lmoq*”, “*ega bo‘lmoq*” ma’nosida “*will have*” ishlatiladi. Tuzilishi quyidagicha:

AFFIRMATIVE	NEGATIVE	INTERROGATIVE	SPECIAL INTERROGATIVE
<i>S+will+have+noun</i>	<i>S+will+not+have+noun</i>	<i>Will+S+have+noun?</i>	<i>Wh+will+S+have?</i>

Masalan: *When I become adult, I will have a beautiful red car. Will you have any friends when you are in Paris?*

➤ Izoh:

Inkor shakli “*will + have + no + noun*” strukturasi asosida ham berilishi mumkin.

Masalan: *Jack will have no friends at all if his relationship with his friends continues to drift apart.*

➤ Qoida 5:

“*Have*” yordamchi fe‘l sifatida quyidagi so‘zlar bilan birikma hosil qilishi ham mumkin:

<i>have +</i>	<i>breakfast</i> (nonushta qilmoq)/ <i>dinner/supper</i> (kechki ovqat yemoq)/ <i>lunch</i> (tushlik qilmoq)/ <i>a cup of tea</i> (bir piyola choy ichmoq)/ <i>something to eat</i> (biror nima yemoq)/ <i>a meal</i> (ovqatlanmoq)/ <i>a drink</i> (ichimlik ichmoq)/ <i>a sandwich</i> (sendvich yemoq)/ <i>an ice cream</i> (muzqaymoq yemoq)/ <i>some cheese</i> (pishloq yemoq)/ etc.
	<i>a bath</i> (vanna qabul qilmoq)/ <i>a shower</i> (dush qabul qilmoq)/ <i>a swim</i> (suzmoq)/ <i>a sauna</i> (sauna qilmoq)/ <i>a break</i> (tanaffus qilmoq)/ <i>a rest</i> (dam olmoq)/ <i>a party</i> (bazzm qilmoq)/ <i>a holiday</i> (ta‘til olmoq)/ <i>an accident</i> (halokatga uchramoq)/ <i>an experience</i> (tajriba qilmoq)/ <i>a dream</i> (tush ko‘rmoq)/ <i>a competition</i> (musobaqada qatnashmoq)/ <i>a meeting</i> (majlisda qatnashmoq)/ <i>a game</i> (o‘ynamoq)/ etc.
	<i>a look at</i> (qaramoq)/ <i>a go</i> (haydab/minib ko‘rmoq)/ <i>a journey</i> (sayohat qilmoq)/ etc.
	<i>a word</i> (bir og‘iz gaplashmoq)/ <i>a chat</i> (suhbatlashmoq)/ <i>a discussion</i> (munozara qilmoq)/ <i>a conversation</i> (suhbatlashmoq)/ <i>a talk</i> (gaplashmoq)/ <i>a quarrel</i> (janjallashmoq)/ <i>a moment</i> (bir daqiqa vaqti bo‘lmoq)/ <i>a good time</i> (yaxshi vaqt o‘tkazmoq)/ <i>the time</i> (vaqti bo‘lmoq)/ etc.
	<i>trouble</i> (muammoga uchramoq)/ <i>difficulty</i> (qiyinchilikka uchramoq)/ <i>fun</i> (vaqtichog‘lik qilmoq)/ etc.
	<i>a baby</i> (tug‘moq)/ etc.
	<i>a lesson</i> (darsi bo‘lmoq)/ <i>an exam</i> (imtihon topshirmoq)/ <i>homework</i> (uyga vazifani qilmoq)/ <i>an appointment</i> (uchrashuvi bo‘lmoq)/ <i>a course</i> (kursga bormoq)/ etc.

Masalan: *Sometimes I have a sandwich for my lunch. Mike is having a shower at the moment. I don't usually have a big breakfast. What time does Chris have lunch? Did you have trouble finding a place to live?*

PRESENT PERFECT CONTINUOUS
(HOZIRGI TUGALLANGAN DAVOMLI ZAMON)

➤ Tuzilishi quyidagicha:

AFFIRMATIVE	NEGATIVE	INTERROGATIVE	SPECIAL INTERROGATIVE
<i>S+have/has+been+V_{ing}</i>	<i>S+have/has+not+been+V_{ing}</i>	<i>Have/Has+S+been+V_{ing}?</i>	<i>Wh+have/has+S+been+V_{ing}?</i>

Masalan: *I have been writing a letter for two hours. Her eyes are red and wet. She has been crying. Who has been using my hairbrush? They have been speaking in the office for the last hour. He has been washing his bike for an hour. He has been fighting. That's why he has got a black eye. Someone has been using my laptop. She has been waiting since 4 o'clock.*

> Signal soʻzlari:

a)

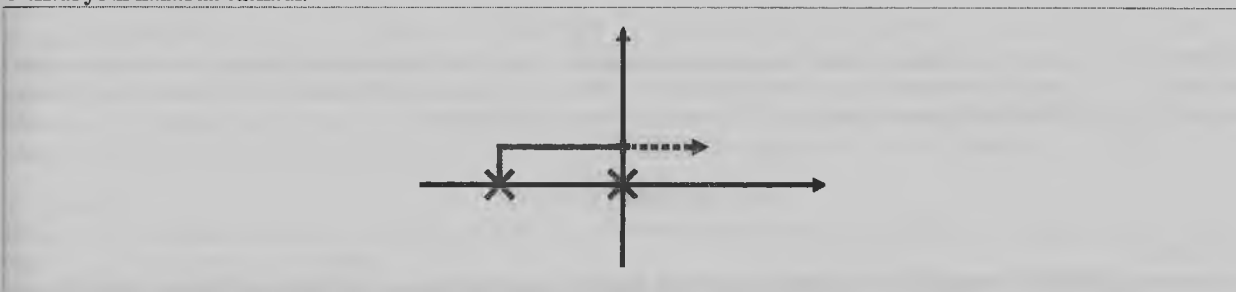
for (...dan beri)	since (...dan beri)	how long (qancha muddat/masofa)	since when (qachondan beri)
-------------------	---------------------	---------------------------------	-----------------------------

b)

all day	+ (long)	-butun	kun davomida
all week			hafta davomida
all month			oy davomida
all year			yil davomida
all my life			hayotim davomida

> Qoida 1:

Oʻtgan zamonda boshlangan ish-harakat davom etib kelib, hozirgina tugaganligini *Present Perfect Continuous* zamoni koʻrsatadi. Bunda asosan, hozirgina toʻxtatilgan ish-harakat taʼsiri natijasida qoldirilgan qandaydir belgi va ishora aytib oʻtiladi yoki nazarda tutiladi.



Masalan: *You look tired. Have you been walking? You are out of breath. Have you been running? My hands are dirty. I have been repairing my car. Your shoes are dirty. Have you been walking in the forest? The ground is wet now. It has been raining. He has been fighting. That's why he has got a black eye. Her eyes are red and wet. She has been crying.*

> Qoida 2:

Oʻtgan zamonda boshlangan harakat davom etib kelib, hozir ham davom etayotganligini *Present Perfect Continuous* zamoni koʻrsatadi. Ahamiyatlisi harakat qachon boshlanganligi yoki qanchadan buyon davom etayotganligidir.

Masalan: *How long have you been learning English? She has been working for 2 hours. They have been travelling in Europe since October. He has been painting his house all summer. I have been learning English for 4 years. It is evening. It has been raining for 2 hours. Tom has been watching TV all day long. Jane is a good tennis player. She has been playing tennis since she was 8. Have you been waiting long? Since when have you been driving a car?*

> Qoida 3:

Oʻtgan zamonda boshlanib hozirga qadar davom etib kelayotgan va kishining jahl, norozilik va tanqidiga sabab boʻladigan gaplar ham asosan *Present Perfect Continuous* da beriladi.

Masalan: *Who has been using my hairbrush? Someone has been using my laptop.*

> Qoida 4:

Continuous zamonlarida ishlatilmaydigan feʼllar (*Present Continuous* 8-qoida) bilan *Present Perfect Continuous* oʻrniga *Present Perfect* zamoni ishlatiladi.

Masalan: *I have wanted to travel in Europe since my childhood. How long have you known Bob? I haven't seen him for 2 days.*

> Qoida 5:

a)

<i>Present Perfect (Continuous)</i>	+ since	+ Past Simple
-------------------------------------	---------	---------------

Masalan: *I have been working here since I came to the town. They haven't quarreled since they married last year.*

b)

Since	+ Past Simple	+ Present Perfect (Continuous)
-------	---------------	--------------------------------

Masalan: *Since I came to the town, I have been working here. Since they married last year, they haven't quarreled.*

> Qoida 6:

Present Continuous va *Present Perfect Continuous* zamonlarining farqi:

PRESENT CONTINUOUS	PRESENT PERFECT CONTINUOUS
<i>I'm writing a letter now.</i>	<i>I have been writing the letter for 2 hours.</i>
<i>Tom is a pilot. He is working in British Airways.</i>	<i>He has been working in British Airways since 1996.</i>

PAST SIMPLE
(O'TGAN ODDIY ZAMON)

➤ **Qoida 1:**

O'tgan oddiy - *Past Simple* zamonda ham gaplar kesimi qaysi so'z turkumi bilan ifodalanishiga ko'ra ikkiga - *ot-kesimli* va *fe'l-kesimli* gaplarga bo'linadi.

OT-KESIMLI GAPLAR

➤ **Qoida 2:**

Ot-kesimli gaplarning kesimi fe'ldan boshqa so'z turkumlari: ot, sifat, son, ravish va olmosh bilan ifodalanadi. Bunday gaplarda bog'lovchi fe'l sifatida "to be" fe'lining o'tgan zamon shakllari "was"/"were" ishlatiladi. Ular birov-bir shaxs yoki narsa haqida uning kimligi, nimaligi, qandayligi, yoshi, rangi, millati va shu kabi xususiyatlariga ta'rif berilganda ishlatiladi. Bu holatda "to be" fe'ldan keyin fe'ldan tashqari barcha so'z turkumlari ishlatiladi. Tuzilishi quyidagicha:

AFFIRMATIVE	NEGATIVE	INTERROGATIVE	SPECIAL INTERROGATIVE
<i>S+was/were+adj/noun/...</i>	<i>S+was/were+not+adj/noun/...</i>	<i>Was/Were+S+adj/noun/...?</i>	<i>Wh+was/were+S?</i>

Masalan: *I was a student. She was beautiful. Tom was an engineer. Jack was 18. They were clever people. Jane was not rude. She was kind. Tom and Bob were not friends. Was she beautiful? Were they engineers? What was that? Who were they? Where was your brother? What kind of person was Jane? Why weren't Tom and Bob friends?*

FE'L-KESIMLI GAPLAR

➤ **Qoida 1:**

Fe'l-kesimli gaplarning kesimi fe'l bilan ifodalanadi va ish-harakatning bajarilishini bildiradi. Tuzilishi quyidagicha:

AFFIRMATIVE	NEGATIVE	INTERROGATIVE	SPECIAL INTERROGATIVE
<i>S+V₂</i>	<i>S+did+not+V₁</i>	<i>Did+S+V₁?</i>	<i>Wh+did+S+V₁?</i>

Masalan: *I work in a travel agency now. Before that I worked in a department store. We invited them to our party, but they decided not to come. The police stopped me on my way home last night. Laura passed her examination last month.*

➤ **Qoida 2:**

1. "Who" so'roq olmoshi ega vazifasida "kim", to'ldiruvchi vazifasida "kimni", "kinga", "kim bilan", "kim uchun", "kimdan", "kim haqida" ma'nolarini anglatadi. "Who" so'roq olmoshining gapda ega yoki to'ldiruvchi ekanligi gapning tuzilishiga qarab aniqlanadi.

2. Egaga savol berishda "who" dan keyin darhol kesim keladi.

Who + V₂?

Masalan: *Who had a dictionary? Who knew his phone number? Who wanted to go with me? Who opened the door? Who phoned last night? Who came to the concert yesterday? Who sent the letter yesterday?*

3. To'ldiruvchiga savol berishda "who" dan keyin yordamchi fe'l "did" keladi. Agar fe'l predlogli bo'lsa, predlog gapning oxirida yoki boshida kelishi mumkin.

a)

Who + did + S + V₁ + preposition?

Masalan: *Who did you go to school with? Who did you want to buy these flowers for?*

b)

Preposition + whom + did + S + V₁?

Masalan: *With whom did you go to school? For whom did you want to buy these flowers?*

4. To'ldiruvchiga savol berishda kesim predlogsiz fe'l bilan ifodalangan bo'lsa, quyidagicha holatda bo'ladi:

Who/whom + did + S + V₁?

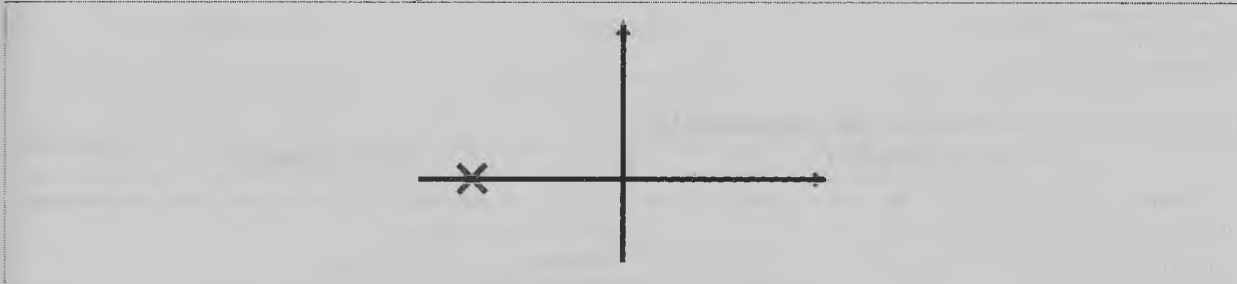
Masalan: *Who did you meet at school? Whom did they call at night? Whom did he send to do the shopping?*

➤ **Signal so'zlari:**

<i>just now (hozirgina)</i>	<i>that time (o'sha vaqtda)</i>	<i>in March (mart oyida)</i>
<i>yesterday (kecha)</i>	<i>that day (o'sha kuni)</i>	<i>in 1990 (1990-yilda)</i>
<i>ago (avval)</i>	<i>once (bir paytlar)</i>	<i>from 1990 to 1995 (1990-yildan 1995-yilgacha)</i>
<i>then (o'shanda)</i>	<i>at 5 today (bugun soat 5 da)</i>	<i>during the war (urush paytida)</i>
<i>the other day (o'tgan kuni)</i>	<i>on Monday (dushanba kuni)</i>	<i>last week/month/year/... (o'tgan hafta/oy/yil...)</i>

> Qoida 3:

O'tgan zamonda aniq bir vaqtda sodir bo'lib, tugallangan harakat va holatni *Past Simple* zamoni ifodalaydi. Odatda bir martalik ish-harakat ifodalanadi va vaqt ko'rsatiladi.



Masalan: *She had a headache yesterday. She did the task last night. I didn't have time to visit the Eiffel Tower then. Did you have a bike when you were a child? I saw Nick the other day. Benjamin lived in Paris from 1990 to 1994. John Cabot sailed to the USA in 1498. Mr Tompson died last year. She sent me a letter 6 days ago. Did you go out last night or were you tired?*

> Qoida 4:

O'tgan zamonda sodir bo'lganligi so'zlovchi va tinglovchiga allaqachon ma'lum bo'lgan gaplarda vaqt ko'rsatilmasa ham bo'ladi va *Past Simple* zamoni ishlatiladi.

Masalan: *How did the burglar break in without anybody hearing him? Popov invented the radio. Did Shakespeare write many plays? Jack London wrote many novels. The Chinese invented printing. She forgot to invite her friends to her wedding.*

> Qoida 5:

O'tgan zamonda ketma-ket sodir bo'lgan ish-harakatlarni *Past Simple* zamoni ko'rsatadi va ko'pincha "next" (keyin), "then" (keyin) kabi so'zlar ishlatiladi.

Masalan: *The burglar came in through the front door, picked up the woman's handbag, emptied it out and stole her purse. Then, the burglar went into the front room, opened all the cupboards and took a valuable collection of CDs.*

> Qoida 6:

O'tgan zamonda odatiy, takroriy harakatni va shuningdek ortiq rost bo'lmagan harakatlarni *Past Simple* ko'rsatadi.

Masalan: *Last year I bought newspapers each morning. Nick smoked much ten years ago. When her son got older, he often went out to visit his friends after school. Explorers at that time believed that the world was flat.*

> Qoida 7:

O'tgan zamonda kesimga alohida urg'u berish uchun "did" fe'lidan foydalaniladi.

Masalan:

A: *Why didn't you clean the room yesterday?*

B: *But I did clean it.*

> Qoida 8:

Present Perfect va *Past Simple* zamonlarining farqi:

1.

PRESENT PERFECT	PAST SIMPLE
(Tugagan, vaqti ko'rsatilmagan va natijasi hozir ko'rinib turgan harakat)	(Tugagan, vaqti ko'rsatilgan va natijasi hozirga bog'liq bo'lmagan harakat)
<i>John is looking for his key. He can't find it. He has lost his key. (Jonda hozir kalit yo'q.)</i>	<i>(Ten minutes later) Now John has found his key. He has it now. Has he lost his key? No, he has found it. Did he lose his key? Yes, he did. He lost his key but now he has found it.</i>
(Yaqinda sodir bo'lgan ish-harakatlar uchun) "I've repaired the washing machine. It's working OK now." "Oh, that's good." "Sally has had a baby. It's a boy." "That's great news." Tom has lost his key. He can't get into the house.	(Ancha oldin sodir bo'lgan ish-harakatlar uchun) Mozart was a composer. He wrote more than 600 pieces of music. My mother grew up in Italy. Tom lost his key yesterday. He couldn't get into the house.
(Hozirga qadar davom etayotgan vaqt oralig'ida sodir bo'ladigan ish-harakatlar uchun) I have done a lot of work today. Have you seen Ann this morning? (Hali ham ertalab) We've been waiting for an hour. (Hali ham kutyapti) Jack lives in Los Angeles. He has lived there for seven years.	(O'tib ketgan vaqt oralig'ida sodir bo'ladigan ish-harakatlar uchun) I did a lot of work yesterday. Did you see Ann this morning? (Ertalab o'tib ketdi) We waited for an hour. (Ortiq kutmayapti) Jack lived in New York for ten years. Now he lives in Paris.
(Ta'tilning so'nggi kunida) It's been really good holiday. I've really enjoyed it.	(Ta'tildan kelgandan so'ng) It was a really good holiday. I really enjoyed it.

2. "When", "what time" bilan so'roq berilganda *Past Simple* zamoni ishlatiladi.

Masalan: *When did you come? When did Mr Tompson die? What time did you get there?*

3. Vaqti ko'rsatilmagan tugagan harakat haqida birinchi marta gapirilsa, *Present Perfect*, agar fikr davom etsa *Past Simple* zamoni ishlatiladi.

Masalan:

A: *Oh! I've burnt myself.*

B: *How did you do it?*

A: *I picked up a hot dish.*

4. *Present Perfect* va *Past Simple* da "for" ning ishlatilishi:

PRESENT PERFECT	PAST SIMPLE
<i>Bill Murphy has worked for the police force for over seventeen years. (Hali ham ishlaydi)</i>	<i>Bill Murphy worked for the police force for over seventeen years. (Ilgari ishlagan)</i>
<i>I have lived in Tashkent for 3 years. (Hali ham yashaydi)</i>	<i>I lived in Tashkent for 3 years. (Ilgari yashagan)</i>

USED TO (QILARDI)

➤ Qoida 1:

O'tgan zamonda odatiy, takroriy ravishda bo'lgan, lekin hozir bo'lmaydigan ish-harakatni "used to + V₁" ko'rsatib, "qilar edi" ma'nosini beradi. Tuzilishi quyidagicha:

AFFIRMATIVE	NEGATIVE	INTERROGATIVE
<i>S+used to+V₁</i>	<i>S+didn't+use to+V₁</i>	<i>Did+S+use to+V₁?</i>

Masalan: *used to smoke (chekar edi), used to go (borar edi), used to swim (cho'milar edi), etc. I used to go to work by car, but this week I'm going by bike. I used to play tennis a lot, but I don't have enough time now.*

A: *Do you like to play tennis?*

B: *I used to when I lived in Manchester, but now I don't.*

➤ Izoh:

Inkor shakli "used not to + V₁" holatida ham yasalishi mumkin.

Masalan: *I used not to like him./I didn't use to like him.*

➤ Qoida 2:

"Used to" harakat qancha davom etganligi ko'rsatilgan gaplarda ishlatilmaydi. Uning o'rniga *Past Simple* ishlatiladi.

Masalan: *Bill Murphy worked (used to work) for the police force for over seventeen years.*

➤ Qoida 3:

"Used to" ning o'rniga ba'zida "would" ham ishlatilishi mumkin. Lekin ular orasida quyidagicha farq mavjud:

1. "Used to" o'tgan zamonda odatiy, takroriy ravishda sodir bo'lgan, lekin hozirda ortiq sodir bo'lmaydigan harakatlarni ifodalashda ishlatilsa, "would" ko'pincha o'tgan zamondagi voqea-hodisalar hikoya qilib aytilganda ishlatiladi.

Masalan: *Bill Murphy used to work for the police force. But he doesn't now. I used to eat much meat, but now I am a vegetarian. Nick used to be rich, but now he is poor. She would (used to) leave the door unlocked whenever she was at home. We used to live next to a railway line. Every time the train went past, the whole house would shake.*

2. "Would" inkor va so'roq gaplarda ishlatilmaydi. Uning o'rniga "used to" ishlatiladi.

Masalan: *I didn't use to smoke but I can't help smoking now. (I wouldn't smoke but I can't help smoking now.) Did you use to work hard when you were a student? (Would you work hard when you were a student?)*

3. "Would" holat fe'llari (*Present Continuous 8-qoida*) bilan ishlatilmaydi.

Masalan: *I used to love her but I don't any more. (I would love her but ...)*

BE/GET USED TO (ODATLANIB QOLMOQ)

➤ Qoida 1:

"Be/get used to" birikmasi biror narsaga "o'rganib qolmoq", "ko'nikib qolmoq", "odatlanib qolmoq" ma'nolarini anglatadi. Tuzilishi quyidagicha:

AFFIRMATIVE	NEGATIVE	INTERROGATIVE
<i>S+am/is/are+used to+noun</i>	<i>S+am/is/are+not+used to+noun</i>	<i>Am/Is/Are+S+used to+noun?</i>
<i>S+get+used to+noun</i>	<i>S+do/does+not+get+used to+noun</i>	<i>Do/Does+S+get+used to+noun?</i>

Masalan: *I am used to the weather in this country. Jack isn't used to cigarettes. I bought new shoes last week. At first, they seemed strange because I wasn't used to them. After some time I got used to them. Jack lives alone. He is used to this.*

➤ Qoida 2:

“Be/get used to doing” birikmasi biror harakatni qilishga “o‘rganib qolmoq”, “ko‘nikib qolmoq”, “odatlanib qolmoq” ma‘nolarini anglatadi. Tuzilishi quyidagicha:

AFFIRMATIVE	NEGATIVE	INTERROGATIVE
S+am/is/are+used to+V _{ing}	S+am/is/are+not+used to+V _{ing}	Am/Is/Are+S+used to+V _{ing} ?
S+get+used to+V _{ing}	S+do/does+not+get+used to+V _{ing}	Do/Does+S+get+used to+V _{ing} ?

Masalan: Many people are getting used to playing computer games nowadays. I'm not used to driving on the right. When Nick came to London, he wasn't used to driving on the right, but after some practice, he got used to driving on the right.

PAST CONTINUOUS
(O‘TGAN DAVOMLI ZAMON)

➤ Tuzilishi quyidagicha:

AFFIRMATIVE	NEGATIVE	INTERROGATIVE	SPECIAL INTERROGATIVE
S+was/were+V _{ing}	S+was/were+not+V _{ing}	Was/Were+S+V _{ing} ?	Wh+was/were+S+V _{ing} ?

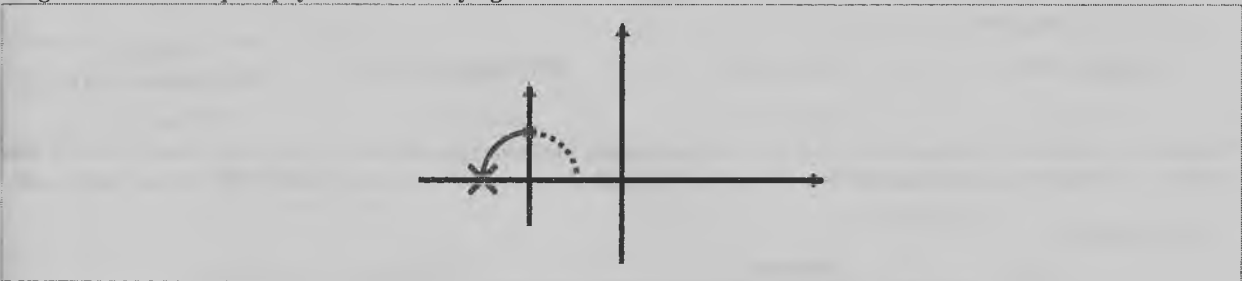
Masalan: At 1 o'clock this afternoon they were having coffee. I was playing football when I broke my ankle. She wasn't cooking while he was sleeping. Was he playing tennis at 4.30 yesterday? While I was getting dressed, the bell rang.

➤ Signal so‘zlari:

at 5 yesterday (kecha soat 5 da)	this time last week/... (o‘tgan hafta shu vaqtda)	at that moment (ayni o‘sha vaqtda)
at that time (o‘sha vaqtda)	still at 6 (soat 6 da hali ham)	...

➤ Qoida 1:

O‘tgan zamonda aniq bir paytda davom etayotgan harakatni ko‘rsatadi.



Masalan: We were playing tennis at 5 o'clock yesterday. This time last year I was living in Brazil. It was morning. The sun was shining and the birds were singing. What were you doing at 9 o'clock last night?

➤ Izoh:

Agar kesim uyushib kelsa, “to be” tushib qolishi mumkin.

Masalan: I saw you in the park yesterday. You were sitting on the grass and reading a book.

➤ Qoida 2:

Continuous zamonlarida ishlatilmaydigan fe‘llar (Present Continuous 8-qoida) bilan Past Continuous o‘rniga Past Simple zamoni ishlatiladi.

Masalan: We were good friends. We knew each other very well. Tom was enjoying the party but I wanted to go home.

➤ Qoida 3:

O‘tgan zamonda bir ish-harakat sodir bo‘lgan yoki bo‘layotgan paytda, boshqa bir harakat sodir bo‘lgan yoki bo‘layotganligini ko‘rsatishda “when”, “while”, “as” (-ganda, paytda) payt ergash gap bog‘lovchilaridan foydalaniladi.

1. O‘tgan zamonda bir ish-harakat sodir bo‘lgan paytda, boshqa bir ish-harakat sodir bo‘lish holati:

When	+ Past Simple	,	+ Past Simple
------	---------------	---	---------------

Masalan: When the family came here from Russia, they were penniless. I opened the door when someone knocked on it.

2. O‘tgan zamonda bir ish-harakat sodir bo‘lgan paytda, boshqa bir ish-harakat sodir bo‘layotganlik holati:

When	+ Past Simple	,	+ Past Continuous
------	---------------	---	-------------------

Masalan: When it started to rain, we were playing football. I was having a beautiful dream when the alarm clock rang. They were waiting for the bus when the accident happened. When the fire started, we were watching TV.

3. O‘tgan zamonda bir ish-harakat sodir bo‘layotgan paytda, boshqa bir ish-harakat sodir bo‘lish holati:

When/While	+ Past Continuous	,	+ Past Simple
------------	-------------------	---	---------------

Masalan: When I was going to work this morning, I bumped into my old friend. I hurt my back as I was working in the garden. While Caroline was skiing, she broke her leg. Tom burnt his hand as he was cooking. While I was painting the ceiling, I fell off the ladder. They arrived while we were having dinner.

4. O'tgan zamonda bir ish-harakat sodir bo'layotgan paytda, boshqa bir ish-harakat sodir bo'layotganligi holatini ifodalashda asosan "while" yoki "as" bog'lovchilaridan foydalaniladi. Chunki, *Past Continuous* zamonining asosan "while" yoki "as" payt ergashtiruvchi bog'lovchilaridan keyin ishlatilish holati afzalroq bo'lib, bu kabi gaplarda asosan ikkita shaxs ishtirok etadi:

<i>While</i>	+ <i>Past Continuous</i>	,	+ <i>Past Continuous</i>
--------------	--------------------------	---	--------------------------

Masalan: *While Nick was sleeping, I was talking on the phone. Bob was questioning his teacher while she was explaining the subject. While Tom was painting the wall of the room, his sister was cleaning the floor.*

➤ Izoh:

a) agar bunday gaplarning har ikkala qismida bitta shaxs ishtirok etsa, o'sha shaxs bir vaqtda sodir bo'layotgan har ikki ish-harakatni bir vaqtda bajarishga qodir bo'lishi shart.

Masalan: *While Bob was coming home from work, he was talking on the phone* ("Bob ishdan uyga kelayotganda telefonda gaplashayotgan edi" - bu holatda Bob har ikki ish-harakat - "kelmoq" va "gaplashmoq" ni bir vaqtda bajarishi mumkin). *The man was thinking about his wife while he was driving his lorry. He was being rude while he was speaking to me.*

b) o'tgan zamonda bir vaqtda sodir bo'layotgan ikki ish-harakatni bir shaxs bir vaqtda bajarishga qodir bo'lsa, bunda "while" payt ergashtiruvchi bog'lovchisining o'rniga "and" teng bog'lovchisi ham ishlatilishi mumkin.

Masalan: *He was listening to music and working on his computer.*

c) ba'zi hollarda bir shaxs bir vaqtda sodir bo'layotgan har ikki ish-harakatni bir vaqtda bajarishga qodir bo'la olmaydi.

Masalan: *While Tom was painting the wall of the room, he was cleaning the floor* ("Tom xonasining devorini bo'yayotganda uning polini artayotgan edi" - bu holatda Tom har ikki ish-harakat - "bo'yamoq" va "artmoq" ni bir vaqtda bajarishga jismonan qodir bo'la olmaydi. Shuning uchun bu kabi gaplar ma'no jihatdan noto'g'ri hisoblanadi va "While Tom was painting the wall of the room, his sister was cleaning the floor" kabi tuzilishi ma'noga ega bo'ladi). *While Nick was sleeping, I was talking on the phone.*

PAST PERFECT (O'TGAN TUGALLANGAN ZAMON)

➤ Tuzilishi quyidagicha:

AFFIRMATIVE	NEGATIVE	INTERROGATIVE	SPECIAL INTERROGATIVE
$S+had+V_3$	$S+had+not+V_3$	$Had+S+V_3?$	$Wh+had+S+V_3?$

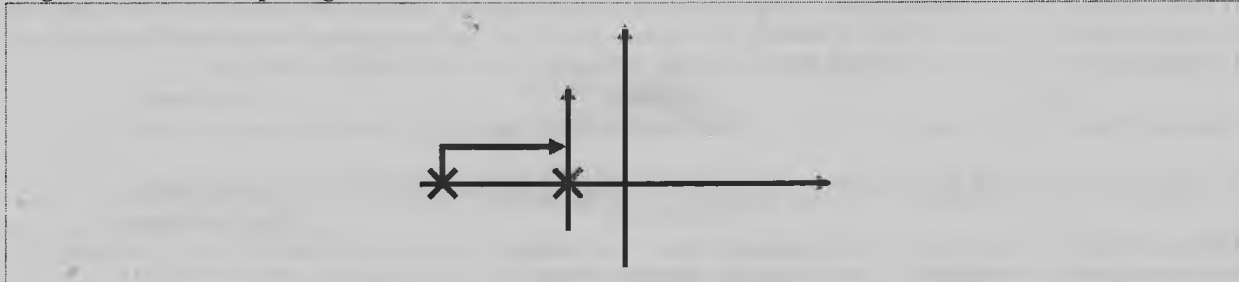
Masalan: *He had left by the time I got there. She was sad because she hadn't passed the test. He couldn't find his watch. Had he lost it? Why had she already cooked dinner when her husband came home? There was no pudding left. He had eaten it all.*

➤ Signal so'zlari:

<i>by +</i>	<i>yesterday</i>	-kecha	-ga qadar
	<i>last week</i>	-o'tgan hafta	
	<i>Monday</i>	-dushanba	
	<i>May</i>	-may oyi	
	<i>1990</i>	-1990-yil	
	<i>the end of the year</i>	-yilning oxiri	
	<i>then</i>	-o'sha(n)	
	<i>that day</i>	-o'sha kun	

➤ Qoida 1:

O'tgan zamon - *Past Simple* dagi biror-bir ish-harakatdan oldin sodir bo'lib o'tgan ish-harakatni *Past Perfect* ifodalaydi.



Masalan: *Nick was tired because he hadn't slept well. Nick said that he had seen Jack recently. Dad didn't want to go to the cinema with us because he had seen the film earlier. I understood that I had made a mistake.*

➤ Qoida 2:

<i>Past Perfect</i>	+ <i>by</i>	+ <i>Past time</i>	-gacha, -ga qadar
---------------------	-------------	--------------------	-------------------

Masalan: *Nick hadn't come by yesterday. I had returned from France by 2003. Jack hadn't written to me by Monday.*

> Qoida 3:

<i>by the time (vaqtga qadar)</i>	+ Past Simple	+ Past Perfect
<i>before (oldin)</i>		
<i>until (-ga qadar)</i>		
<i>when (-ganda)</i>		

Masalan: *By the time he arrived yesterday, I had finished my work. Nick had left his room before I came. John hadn't eaten pizza until he visited Spain. Had you studied English before you entered the university? When I came home, everybody had gone to sleep. By the time it rained, everybody had finished their job.*

> Qoida 4:

<i>after (keyin)</i>	+ Past Perfect	+ Past Simple
<i>as soon as (zahotiyog, bilanoq)</i>		

Masalan: *After I had finished my work, I went out. He arrived after I had phoned him. As soon as John had told me about it, I got more information.*

> Qoida 5:

<i>That/It was the</i>	<i>first time</i>	+ Past Perfect
	<i>second time</i>	
	<i>third time</i>	
	<i>etc.</i>	

Masalan: *That was the first time they had visited our country. It was the second time I had seen that film.*

> Qoida 6:

Present Perfect va Past Perfect zamonlarining farqi:

PRESENT	PAST
<i>Who is that woman? I have never seen her before.</i>	<i>I didn't know who she was. I had never seen her before.</i>
<i>We aren't hungry. We have just had lunch.</i>	<i>We weren't hungry. We had just had lunch.</i>
<i>The house is dirty. They haven't cleaned it for ages.</i>	<i>The house was dirty. They hadn't cleaned it for ages.</i>

> Qoida 7:

<i>hardly (zo'rg'a)</i>	+ Past Perfect
<i>scarcely (zo'rg'a)</i>	
<i>barely (bazo'r)</i>	
<i>no sooner (ulgurmay)</i>	

Masalan: *He had barely arrived home when I phoned. No sooner had he come home than he fell ill.*

> Izoh:

“No sooner” boshqa zamonlarda ham ishlatilishi mumkin. Agar gap “no sooner” bilan boshlansa, ikkinchi gap “than” bog'lovchisi bilan bog'lanadi. Bunda “no sooner” ishlatilgan gapda inversiya (yordamchi fe'lining egadan oldinga o'tishi) sodir bo'ladi. Inversiya “scarcely”, “barely” kabi so'zlar bilan ham sodir bo'lishi mumkin.

<i>No sooner</i>	+ auxiliary verb	S + V	+ than	S + V
------------------	-------------------------	--------------	---------------	--------------

Masalan: *No sooner had we started out for California, than it started to rain. No sooner had she entered the building, than she felt the presence of somebody else. Scarcely had I sat down to eat when the phone rang.*

PAST PERFECT CONTINUOUS (O'TGAN TUGALEANGAN DAVOMLI ZAMON)

> Tuzilishi quyidagicha:

AFFIRMATIVE	NEGATIVE	INTERROGATIVE	SPECIAL INTERROGATIVE
<i>S+had+been+V_{ing}</i>	<i>S+hadn't+been+V_{ing}</i>	<i>Had+S+been+V_{ing}?</i>	<i>Wh+had+S+been+V_{ing}?</i>

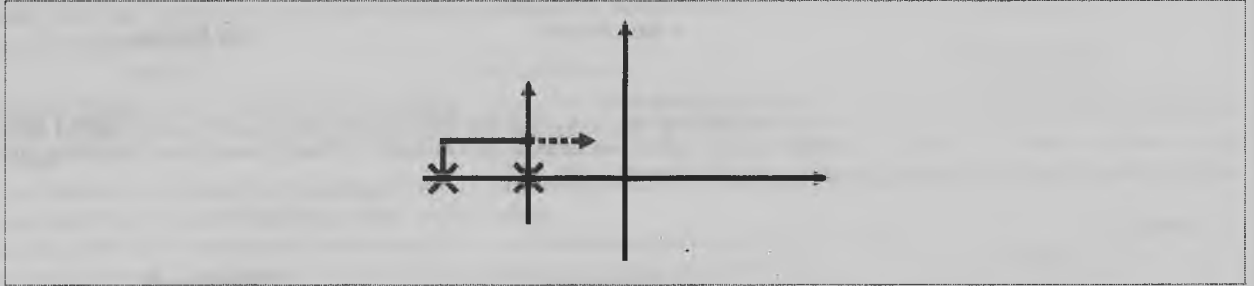
Masalan: *She had been working as a clerk for 13 years before she resigned. They were wet because they had been walking in the rain. She went to the doctor. Because her leg had been aching for 2 days. She had been trying to get a visa for months before she gave up. His fingers ached because he had been playing the guitar all day.*

> Signal so'zlari:

Past Perfect Continuous zamonining signal so'zlari Present Perfect Continuous signal so'zlari bilan bir xil. Yagona farqi shundaki, Past Perfect Continuous zamonidagi harakat o'tgan zamonda bo'ladi.

➤ Qoida 1:

O'tgan zamondan oldin boshlanib, o'tgan zamondagi ma'lum bir vaqtgacha davom etib kelib tugagan va natijasi o'sha paytda ko'rinib turgan ish-harakatlarni *Past Perfect Continuous* ifodalaydi.



Masalan: *I was out of breath. I had been running. She looked tired. She had been working in the garden all day long. Her clothes were dirty. She had been painting. The ground was wet but the sun was shining. It had been raining.*

➤ Qoida 2:

O'tgan zamondan oldin boshlanib, o'tgan zamondagi ma'lum bir vaqtgacha davom etgan va o'shanda hali ham davom etayotgan ish-harakatlarni ham *Past Perfect Continuous* ifodalaydi.

Masalan: *We had been trying to open the door for several hours when Tom found his key. It had been raining for a long time and the streets were wet. She said that she had been gardening all afternoon. I had been living in Berlin for 16 years when the war broke out. It was evening. I had been waiting for you since I arrived. When he came, we had been watching TV for 2 hours.*

➤ Qoida 3:

Past Continuous va *Past Perfect Continuous* zamonlarining farqi:

PAST CONTINUOUS	PAST PERFECT CONTINUOUS
(O'tgan zamondagi aniq bir vaqtda bir ish-harakatning davom etganligini ifodalaydi)	(O'tgan zamondagi aniq bir vaqtda bir ish-harakatning qancha muddat davom etganligini ifodalaydi)
<i>I was sleeping when you came yesterday.</i>	<i>I had been sleeping for 2 hours when you came yesterday.</i>

➤ Qoida 4:

Continuous zamonlarida ishlatilmaydigan fe'llar bilan *Past Perfect Continuous* o'rniga *Past Perfect* zamoni ishlatiladi.

Masalan: *We were good friends. We had known each other for a long time.*

FUTURE SIMPLE
(KELASI ODDIY ZAMON)

➤ Tuzilishi quyidagicha:

AFFIRMATIVE	NEGATIVE	INTERROGATIVE	SPECIAL INTERROGATIVE
<i>S+shall/will+V₁</i>	<i>S+shall/will+not+V₁</i>	<i>Shall/Will+S+V₁?</i>	<i>Wh+shall/will+S+V₁?</i>

Masalan: *It's getting dark. I will turn on the light. I hope he will like his birthday present. Will the baby be born in the new year? Maybe I will not buy a car. I am afraid I will not be on time. She will probably go shopping on Tuesday.*

➤ Signal so'zlari:

a)

<i>later (keyinroq)</i>	<i>in 2050 (2050 yilda)</i>	<i>soon (tezda, yaqinda)</i>	<i>tomorrow (ertaga)</i>
-------------------------	-----------------------------	------------------------------	--------------------------

b)

<i>next</i>	<i>day</i>	<i>-keyingi/kelasi</i>	<i>kuni</i>
	<i>Monday</i>		<i>dushanbada</i>
	<i>week</i>		<i>haftada</i>
	<i>month</i>		<i>oy</i>
	<i>March</i>		<i>mart oyida</i>
	<i>year</i>		<i>yil</i>

c)

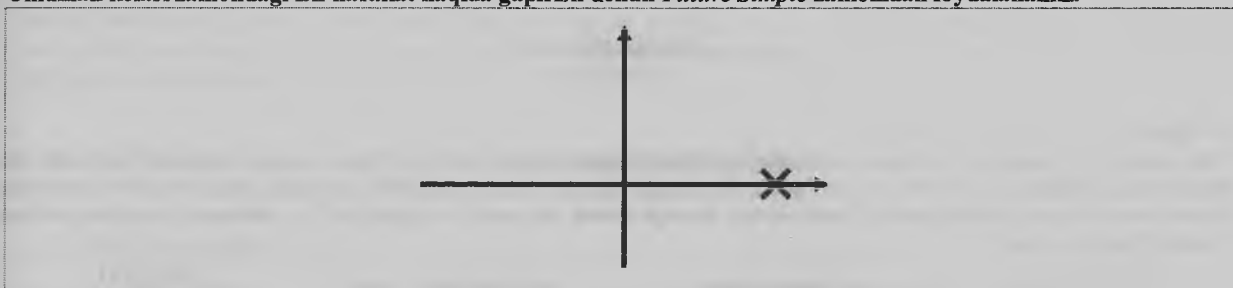
<i>in</i>	<i>2 minutes (time)</i>	<i>-2 daqiqa</i>	<i>dan keyin</i>
	<i>3 hours (time)</i>	<i>-3 soat</i>	
	<i>4 weeks (time)</i>	<i>-4 hafta</i>	
	<i>5 month (time)</i>	<i>-5 oy</i>	
	<i>6 years (time)</i>	<i>-6 yil</i>	

➤ **Izoh:**

“*Shall*”/“*shall not*” (*shan't*) faqat “*I*” yoki “*we*” olmoshlari bilan asosan so‘roq, taklif yoki maslahat so‘rashda ishlatiladi. “*Will*”/“*will not*” (*won't*) esa barcha olmoshlar (*I, we, he, she, it, you, they*) bilan ishlatiladi.

➤ **Qoida 1:**

Umuman kelasi zamondagi ish-harakat haqida gapirish uchun *Future Simple* zamonidan foydalanamiz.



Masalan: *Nick will retire in 2050. Jack will come later. I shall come and help you tomorrow. Will John return in 2 hours? Jack won't phone me next week. I shall be at home in 2 hours. When I go shopping tomorrow, I will buy some fish.*

➤ **Qoida 2:**

Oldindan rejalashtirilmagan, bajarish haqida to‘satdan qarorga kelingan kelasi zamondagi ish-harakatlar, orzu-umidlar, va‘dalar, do‘q-po‘pisalarni *Future Simple* zamoni ifodalaydi. Oldindan qaror qilsak “*be going to*” strukturasi ishlatiladi.

Masalan:

FUTURE SIMPLE	BE GOING TO
A: <i>Garry phoned while you were out.</i> B: <i>OK. I'll call him back.</i>	A: <i>Garry phoned while you were out</i> B: <i>Yes I know. I'm going to call him back.</i>
A: <i>I have left my money at home.</i> B: <i>It doesn't matter. I'll pay for you.</i>	A: <i>I have left my money at home.</i> B: <i>I know. I'm going to pay for you.</i>
Sue: <i>Let's have a party next week.</i> Tom: <i>That's a good idea. We shall invite lots of guests.</i>	(<i>Later that day</i>) Tom: <i>Sue and I have decided to have a party. We are going to invite lots of guests.</i>
A: <i>Ann is ill in hospital.</i> B: <i>Oh, really? I shall visit her tomorrow.</i>	A: <i>Ann is ill in hospital.</i> B: <i>I know. I am going to visit her tomorrow.</i>

➤ **Qoida 3:**

Kelajak haqida shunchaki taxmin qilishda *Future Simple* zamoni ishlatiladi.

Masalan: *It will rain tomorrow. She will like my present.*

➤ **Izoh:**

Vaziyatga qarab taxmin qilishda “*be going to*” strukturasi ishlatiladi.

Masalan: *Look at those black clouds. It's going to rain tomorrow. What a nice present. She is going to like it.*

➤ **Qoida 4:**

<i>after (keyin)</i>	+ <i>Present Perfect</i>	+ <i>Future Simple</i>
<i>as soon as (zahotiyog, bilanoq)</i>		

Masalan: *After I have eaten my meal tomorrow, I shall phone you. Nick will help me as soon as he has finished his work.*

➤ **Qoida 5:**

“*Shall*” so‘roq gaplarda “*I*” va “*we*” bilan ishlatilib, taklif ma‘nosini ifodalaydi.

Masalan: *Shall I help you? Shall I open the window? Shall we eat out tonight? Shall I answer the phone?*

➤ **Qoida 6:**

“*Shall*” rasmiy uslubda hozirgi zamonda modal ma‘noda ham ishlatilishi mumkin.

Masalan: *The state shall express the will of the people and serve their interests. State bodies and officials shall be accountable to the society and the citizens. (Article 2, the Constitution of the Republic of Uzbekistan)*

➤ **Qoida 7:**

“*Will*” so‘roq gaplarda “*you*” bilan ishlatilib, taklif yoki iltimos ma‘nosini ifodalaydi.

Masalan: *Will you help me? Will you answer the question? Will you have a cigarette?*

➤ **Qoida 8:**

Quyidagi iboralardan keyin odatda *Future Simple* zamoni ishlatiladi:

<i>I think (o'ylashimcha)</i>	<i>I don't think (o'ylamayman)</i>	<i>I hope (umid qilmanan)</i>	<i>possibly (ehtimol)</i>
<i>I expect (kutaman)</i>	<i>I don't expect (kutmayman)</i>	<i>perhaps (ehtimol)</i>	...
<i>I suppose (taxminimcha)</i>	<i>maybe (ehtimol)</i>	<i>probably (balki)</i>	...

Masalan: *I think Tom won't come. I suppose they will sell their house. Perhaps we will find him at the hotel.*

➤ Qoida 9:

Shart va payt ergash gapli bog'lovchilaridan keyin *Future Simple* ishlatilmaydi (*Present Simple* 8-qoida). Uning o'rniga *Present Simple* zamon ishlatiladi.

Masalan: *If she needs (if she will) a radio, I'll buy it for her. When Nick phones (when Nick will phone) me, I'll tell him about it. I'll take my children to the zoo as soon as they come (as soon as they will come) from school.*

BE GOING TO
(-MOQCHI)

➤ Qoida 1:

"Be going to" (-moqchi) birikmasi oldindan rejalashtirilgan, qaror qilib qo'yilgan kelasi zamonda bo'luvchi ish-harakatlarni ifodalaydi. Xuddi shu ma'noda *Present Continuous* ham ishlatilishi mumkin, faqat *Present Continuous* kelasi zamon uchun ishlatilganda, harakatning amalga oshish ehtimoli "be going to" ga nisbatan kuchliroq bo'ladi. Tuzilishi quyidagicha:

AFFIRMATIVE	NEGATIVE	INTERROGATIVE	SPECIAL INTERROGATIVE
<i>S+am/is/are+going to+ V₁</i>	<i>S+am/is/are+not+going to+V₁</i>	<i>Am/Is/Are+S+going to+V₁</i>	<i>Wh+am/is/are+S+going to+V₁?</i>

Masalan:

A: *Why are you filling the bucket with water?*

B: *I'm going to wash my car.*

A: *Why have you bought all these vegetables?*

B: *I'm going to make a salad.*

A: *You have won much money. What are you going to do with it?*

B: *I'm going to buy a car.*

A: *There is a good film on TV tonight. Are you going to watch it?*

B: *No, I'm going to study for my exams.*

➤ Qoida 2:

Vaziyatga qarab kelajakni taxmin qilishda "be going to" strukturasi ishlatiladi.

Masalan: *Look at those black clouds. It's going to rain. That man doesn't see where he is going. He is going to fall in the hole. She knows politics well. She is going to be a good politician.*

➤ Qoida 3:

"Be going to" birikmasining o'tgan zamon shakli tuzilishi quyidagicha bo'lib, u o'zgargan reja yoki fikrni ifodalashda hozirgi va kelasi zamon payt ko'rsatkichlari bilan ham ishlatilishi mumkin:

<i>was/were</i>	<i>+ going to + V₁</i>	<i>-moqchi edi (lekin bo'lmadi)</i>
-----------------	-----------------------------------	-------------------------------------

Masalan: *We were going to travel by train, but we decided to travel by car. She was going to phone me, but she forgot. He wasn't going to send the letter, but he did it. I was going to see you tomorrow, but now I find I can't. He was going to buy a car next week, but he has lost his money.*

BE ABOUT TO
(ARAFASIDA)

➤ Qoida 1:

"Be about to" (arafasida) birikmasi yaqin kelajakda amalga oshishi kutilayotgan ish-harakatlarni ifodalaydi. Uning hozirgi va kelasi zamon shakli tuzilishi quyidagicha:

AFFIRMATIVE	NEGATIVE	INTERROGATIVE	SPECIAL INTERROGATIVE
<i>S+am/is/are+about to+V₁</i>	<i>S+am/is/are+not+about to+V₁</i>	<i>Am/Is/Are+S+about to+V₁</i>	<i>Wh+am/is/are+S+about to+V₁?</i>

Masalan: *Nick is about to leave for school. I am about to go to the meeting. Can we talk later? The plane is just about to fly. They are aware that something momentous is about to happen. The train isn't about to leave yet. We are just about to set off for a walk. Do you want to come with us? I'm about to have my dinner. Can I phone you back later?*

➤ Qoida 2:

"Be about to" birikmasining o'tgan zamon shakli tuzilishi quyidagicha:

<i>S +</i>	<i>were</i>	<i>+(just) about</i>	<i>+ to infinitive</i>	<i>-qilish arafasida edi (lekin qilinmadi, "when" li qism bilan to'xtatiladi)</i>
------------	-------------	----------------------	------------------------	---

Masalan: *I was about to go out when Nick phoned. She was about to phone Tom when he came in. Jack was just about to watch TV when there was a fault in electrical wiring. We arrived just as the ceremony was about to begin. I was about to be promoted when the new boss took over. We were just about to leave when Jerry arrived.*

➤ **Izoh:**

Ba'zi adabiyotlarda "be going to" bilan "be about to" birikmalari ma'no jihatdan deyarli bir xil ekanligi aytilgan bo'lsa, boshqa adabiyotlarda ular orasida biroz farq borligi qayd etiladi. Farq shundan iboratki, "be going to" rejalashtirilgan, qaror qilib qo'yilgan kelajakdagi ish-harakatlarni ifodalasa, "be about to" yaqin kelajakda, juda tez fursatda sodir bo'ladigan ish-harakatlarni ifodalaydi.

Masalan: *I am going to buy a house* ("Men uy sotib olmoqchiman" - kelajakda shu ish-harakatni faqatgina bajarish niyati borligi, lekin aynan qachonligi aniq emas). *I am about to buy a house* ("Men uy sotib olish arafasidaman" - kelajakda qilish niyati borligidan tashqari, shu ish-harakat juda tez kunda sodir bo'lishi mumkinligi va shu harakat jarayoni boshlanganligini ifodalaydi, masalan, uyni rasmiylashtirish).

FUTURE CONTINUOUS
(KELASIDAVOMLI ZAMON)

➤ **Tuzilishi quyidagicha:**

AFFIRMATIVE	NEGATIVE	INTERROGATIVE	SPECIAL INTERROGATIVE
S+shall/will+be+V _{ing}	S+shall/will+not+be+V _{ing}	Shall/Will+S+be+V _{ing} ?	Wh+shall/will+S+be+V _{ing} ?

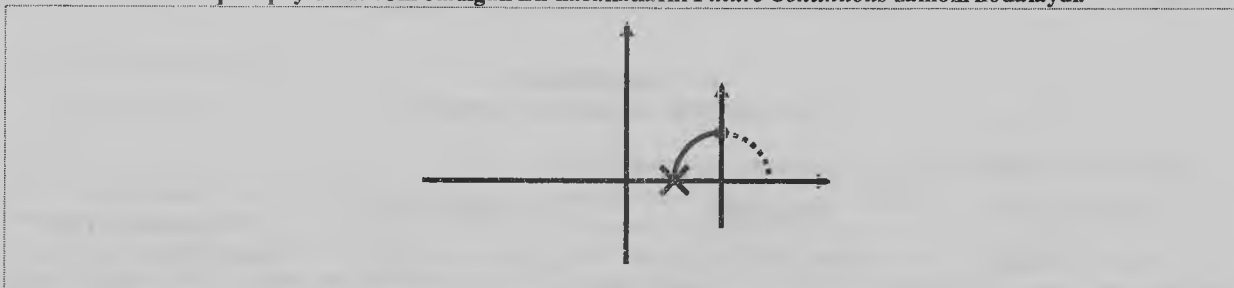
Masalan: *He will be sunbathing in Hawaii this time next week. Will you be going to the supermarket? Can you buy me some tea? I will be playing golf on Friday. Will you be driving into town this afternoon? I will be seeing John tomorrow. She will not be cleaning her room tomorrow evening. Will you be using your bike at 6 evening?*

➤ **Signal so'zlari:**

at 6 tomorrow (ertaga soat 6 da)	still (hali ham)
this time tomorrow (ertaga shu vaqtda)	from 5 till 7 tomorrow (ertaga soat 5 dan 7 gacha)
this time next week (kelasi hafta shu vaqtda)	the whole day tomorrow (ertaga butun kun bo'yi)

➤ **Qoida 1:**

Kelasi zamonda aniq bir paytda davom etadigan ish-harakatlarni *Future Continuous* zamoni ifodalaydi.



Masalan: *I shall be sleeping at 5 o'clock tomorrow. Nick will be travelling in Japan this time next year. John will be reading a book from 5 till 8 tomorrow. I shall be gardening the whole day next week. When you come tomorrow, Bob will still be sleeping. Will you be watching TV at 9 tomorrow evening?*

➤ **Qoida 2:**

Kishilarga biror xizmat aytishdan oldin ularning kelajakdagi plan va rejalarini muloyimlik bilan so'rashda ishlatiladi.

Masalan: *Will you be going to the supermarket? Can you buy me some tea? Will you be driving into town this afternoon? Can you give me a lift, please?*

➤ **Qoida 3:**

Future Continuous zamoni *Present Continuous* zamonidagi kabi kishilarning kelajakdagi shaxsiy rejasini ifodalash uchun ham ishlatiladi. Biroq *Present Continuous*dagi ish-harakat qat'iyroq bo'ladi.

Masalan:

A: *Can we meet on Monday?*

B: *No, I shall be preparing for my exams.*

A: *Jane, will you go to the cinema with us tomorrow evening?*

B: *Unfortunately, I will be cleaning my room.*

➤ **Qoida 4:**

Past Continuous, *Present Continuous* va *Future Continuous* zamonlarini taqqoslash:

PAST CONTINUOUS	PRESENT CONTINUOUS	FUTURE CONTINUOUS
<i>It was 8 o'clock. John was in his office. He was working.</i>	<i>It is 8 o'clock. John is in his office. He is working.</i>	<i>At 8 o'clock tomorrow John will be in his office. He will be working.</i>

➤ Qoida 5:

Kelasi zamonda biror-bir ish-harakat sodir bo'layotgan paytda, boshqa bir ish-harakat sodir bo'lishi yoki bo'layotganligini ko'rsatishda biz "while", (-ganda, paytda) payt ergash gap bog'lovchilaridan foydalanamiz.

1. Kelasi zamonda bir ish-harakat sodir bo'layotgan paytda, boshqa bir ish-harakat sodir bo'lish holati:

While	+ Present Continuous	,	+ Future Simple
-------	----------------------	---	-----------------

Masalan: *While John is working, he will pay more attention to the people he is working with. They will arrive while we are having dinner.*

2. Kelasi zamonda bir ish-harakat sodir bo'layotgan paytda, boshqa bir ish-harakat sodir bo'layotganlik holati. Bunday gaplarda asosan ikkita shaxs ishtirok etadi:

While	+ Present Continuous	,	+ Future Continuous
-------	----------------------	---	---------------------

Masalan: *While Bob is working in the garden at 5 o'clock tomorrow, John will be sleeping. While Nick is sleeping, I will be talking on the phone. While Tom is painting the wall of the room, his sister will be cleaning the floor.*

➤ Izoh:

a) agar bunday gaplarning har ikkala qismida bitta shaxs ishtirok etsa, o'sha shaxs bir vaqtda sodir bo'layotgan har ikki ish-harakatni bir vaqtda bajarishga qodir bo'lishi shart.

Masalan: *While Bob is coming home from work, he will be talking on the phone* ("Bob ishdan uyga kelayotganda telefonda gaplashayotgan bo'ladi" – bu holatda Bob har ikki ish-harakat – "kelmoq" va "gaplashmoq" ni bir vaqtda bajarishi mumkin). *The man will be thinking about his wife while he is driving his lorry.*

b) kelasi zamonda bir vaqtda sodir bo'layotgan ikki ish-harakatni bir shaxs bir vaqtda bajarishga qodir bo'lsa, bunda "while" payt ergashtiruvchi bog'lovchisining o'rniga "and" teng bog'lovchisi ham ishlatilishi mumkin.

Masalan: *He will be listening to music and working on his computer. Nick will be lying on the floor and blowing his whistle. They will be crying and peeling onions in the kitchen.*

c) ba'zi hollarda bir shaxs bir vaqtda sodir bo'layotgan har ikki ish-harakatni bir vaqtda bajarishga qodir bo'la olmaydi.

Masalan: *While Tom is painting the wall of the room, he will be cleaning the floor* ("Tom xonasining devorini bo'yayotganda uning polini artayotgan bo'ladi" - bu holatda Tom har ikki ish-harakat - "bo'yamoq" va "artmoq" ni bir vaqtda bajarishga jismonan qodir bo'la olmaydi. Shuning uchun bu kabi gaplar ma'no jihatdan noto'g'ri hisoblanadi va "While Tom is painting the wall of the room, his sister will be cleaning the floor" kabi tuzilishi ma'noga ega bo'ladi).

FUTURE PERFECT
(KELASI TUGALLANGAN ZAMON)

➤ Tuzilishi quyidagicha:

AFFIRMATIVE	NEGATIVE	INTERROGATIVE	SPECIAL INTERROGATIVE
S+shall/will+have+V ₃	S+shall/will+not+have+V ₃	Shall/Will+S+have+V ₃ ?	Wh+shall/will+S+have+V ₃ ?

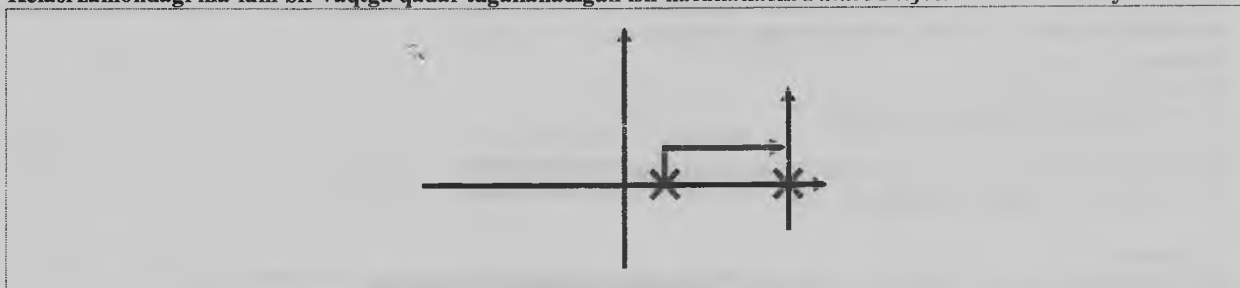
Masalan: *She will have come back by the end of July. They will not have finished building their house by May. Will you have translated the article by next week? How will they have repaired the car by Monday? He said that he would have met his old friend at the conference by Sunday. They will not have reached their home by the end of the month. Will the government have constructed a new school by the end of the year? Where will you have reached by taxi by 3 o'clock afternoon? He will not have completed the project by next January.*

➤ Signal so'zlari:

Barcha Perfect signal so'zlari

➤ Qoida 1:

Kelasi zamondagi ma'lum bir vaqtga qadar tugallanadigan ish-harakatlarni Future Perfect zamoni ifodalaydi.



Masalan: *When I come to Nick's tomorrow, he will already have left. When my brother comes to Tashkent to study, I will already have graduated from university. The designer will have finished the project when the orderer phones him tomorrow. The children will not have had their breakfast by 7 o'clock morning. By the time I get home, Jane will have cooked dinner for both of us. The robbers will have taken all the money by the time anyone arrives. How many books will you have read by the end of the year? When you leave the city, she will not have informed the police about the robbery you committed.*

➤ Qoida 2:

<i>Future Perfect</i>	+ <i>by/till/until</i>	+ <i>Future time</i>
-----------------------	------------------------	----------------------

Masalan: *by tomorrow, by 5 o'clock tomorrow, by next week (month, year...), by 2020, etc. I shall have arrived by tomorrow. He will have finished school by summer. John will have graduated from university by 2025. By this time next year, we will have been married for 30 years. By tomorrow, their life will have changed completely. We are on vacation. So by the time we get back, we will have rested and relaxed.*

➤ Izoh:

"Till" va "until" so'zlari *Future Perfect* zamonida, asosan, inkor gaplarda ishlatiladi.

Masalan: *She will have finished her work by 8 o'clock. She will not have finished her work until 8 o'clock.*

➤ Qoida 3:

<i>by the time (vaqtga qadar)</i>	+ <i>Present Simple</i>	+ <i>Future Perfect</i>
<i>before (oldin)</i>		
<i>till/until (-ga qadar)</i>		
<i>when (-ganda)</i>		

Masalan: *By the time I arrive tomorrow, he will have left my house. She will have prepared all the meals before guests come to her tonight. When you finish college, I will have already left Uzbekistan. They will not have even started translating the text till you come back.*

➤ Qoida 4:

<i>after (keyin)</i>	+ <i>Present Perfect</i> (<i>Future Perfect</i> ma'nosida)	+ <i>Future Simple</i>
<i>as soon as (zahotiyog, bilanog)</i>		

Masalan: *After I have eaten my meal tomorrow, I shall phone you. Nick will help me as soon as he has finished his work. After she has cleaned her room, she will go to the kitchen to cook dinner. As soon as pilots have land the plane, they will allow passengers to get off.*

FUTURE PERFECT CONTINUOUS (KELASI TUGALLANGAN DAVOMLI ZAMON)

➤ Tuzilishi quyidagicha:

AFFIRMATIVE	NEGATIVE	INTERROGATIVE	SPECIAL INTERROGATIVE
<i>S+shall/will+have+been+V_{ing}</i>	<i>S+shall/will+not+have+been+V_{ing}</i>	<i>Shall/Will+S+have+been+V_{ing}?</i>	<i>Wh+shall/will+S+have+been+V_{ing}?</i>

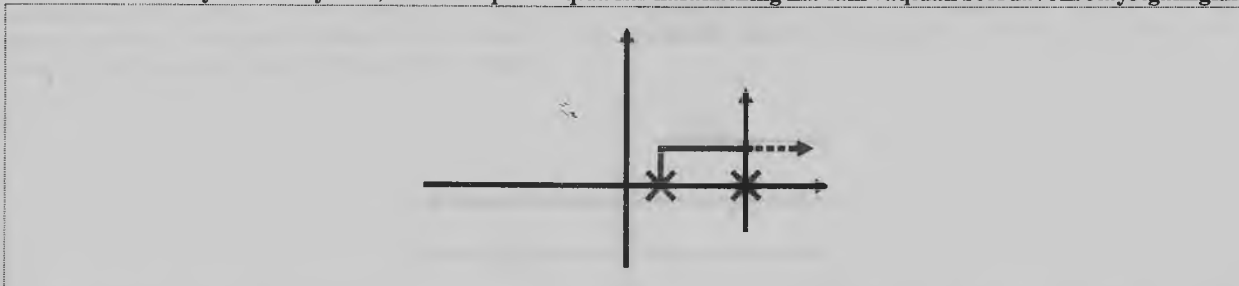
Masalan: *By the end of this year, Sally will have been working here for two years. By Monday next week you will not have been attending English classes for a week. Will she have been watering the flowers for 2 hours by 6 o'clock evening? How long will you have been studying at university after two years at this time? We will have been driving for an hour by the time he gets home. How long will you have been studying when you get your degree? You will have been waiting for over two hours when the train finally arrives.*

➤ Signal so'zlari:

Barcha *Perfect* signal so'zlari

➤ Qoida 1:

Kelasi zamonda aniq bir vaqtdan oldin boshlanib, o'sha vaqtda ham davom etayotgan ish-harakatlarni *Future Perfect Continuous* ifodalaydi. Ahamiyatlisi, kelasi aniq bir vaqtda ish-harakatning ma'lum vaqtdan beri davom etayotganligidir.



Masalan: *At 5 o'clock tomorrow I shall have been working for 9 hours. Nick will have been travelling in France for 2 months this time next week. My uncle says that he will have been living in Paris for ten years in 2025. Tom will have been learning English for 2 years this time next month. This time tomorrow, he will have been carrying the bags of potatoes on his back all day long. They will win that contest because they will have been practicing for months. They will be tired when they get home because they will have been working late.*

FUTURE SIMPLE IN THE PAST
(O'TGAN ZAMONDAGI KELASI ODDIY ZAMON)

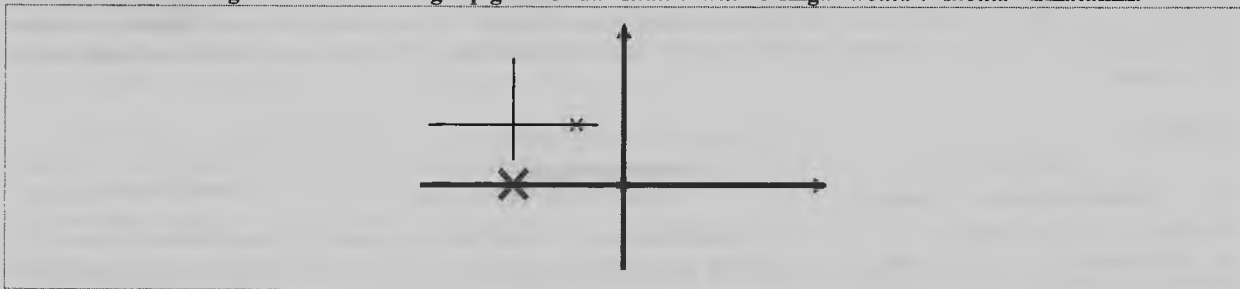
➤ Tuzilishi quyidagicha:

AFFIRMATIVE	NEGATIVE	INTERROGATIVE	SPECIAL INTERROGATIVE
$S+would+V_1$	$S+would+not+V_1$	$Would+S+V_1?$	$Wh+would+S+V_1?$

Masalan: *He knew (that) he would become a great politician one day. He asked them whether they would take part in that work. We didn't have to go to bed early because we wouldn't have a visit tomorrow morning. I knew (that) you would help me. He had not believed her when she said (that) they would meet only once. She was sure (that) Nick would never come back, that he had gone out of her sight completely. We thought (that) they would tell us the truth.*

➤ Qoida 1:

Kelajakda bo'ladigan ish-harakat haqida o'tgan zamonda turib gapirsak *Future Simple in the Past* zamoni ishlatiladi. Uning qoida va signallari yuqorida keltirilgan *Future Simple* zamon qoidalari va signallari bilan bir xil. Asosiy farqi tuzilishida hamda o'tgan zamon bilan bog'liqligida. Unda "shall"/"will" o'rniga "would"/"should" ishlatamiz.



Masalan: *Bob promised (that) he would send a postcard from Egypt. They rang to say (that) they would not be with us. She hoped (that) she would meet Jim at the party. He said (that) he would go to France the following year. Tom asked me what I would do in that situation. We believed (that) we would manage to repair the car by ourselves. I told my brother (that) I would start looking for a new job the next week. Didn't I tell you (that) I would go shopping today?*

FUTURE CONTINUOUS IN THE PAST
(O'TGAN ZAMONDAGI KELASI DAVOMLI ZAMON)

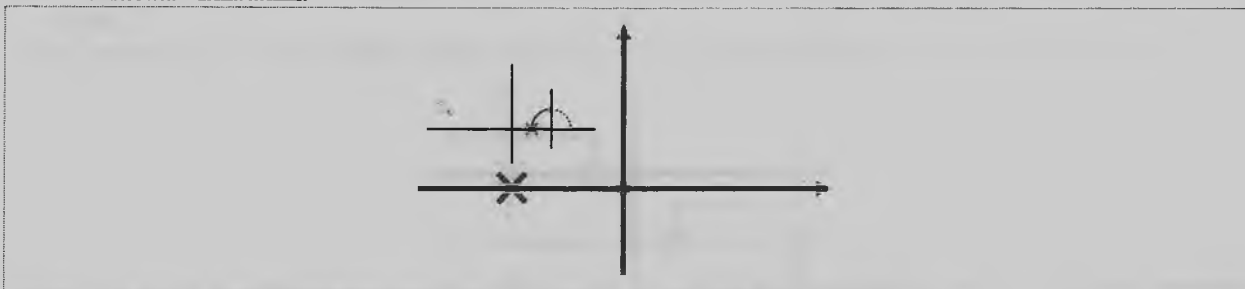
➤ Tuzilishi quyidagicha:

AFFIRMATIVE	NEGATIVE	INTERROGATIVE	SPECIAL INTERROGATIVE
$S+would+be+V_{ing}$	$S+would+not+be+V_{ing}$	$Would+S+be+V_{ing}?$	$Wh+would+S+be+V_{ing}?$

Masalan: *They said (that) they would be working the whole day. He thought (that) he would be driving all night long. She said (that) she wouldn't be sleeping the whole morning. Did they know (that) they would be working? We didn't expect (that) they would be having a party at this time.*

➤ Qoida 1:

Kelajakda ma'lum bir vaqtda davom etayotgan ish-harakat haqida o'tgan zamonda turib gapirsak *Future Continuous in the Past* zamoni ishlatiladi. Uning qoida va signallari yuqorida keltirilgan *Future Continuous* zamoni qoidalari va signallari bilan bir xil. Asosiy farqi tuzilishida hamda o'tgan zamon bilan bog'liqligida. Unda "shall"/"will" o'rniga "would"/"should" ishlatamiz.



Masalan: *He said (that) he would be sleeping the whole day on Monday. I said (that) I would be going there the next day. She informed us (that) she would be teaching English at 6 o'clock. He thought (that) I would not be working all day. Would you be learning English if you had a better teacher? Tom said (that) he would be studying in the USA the next year. They knew (that) no one would be taking part in the competition without a prize.*

FUTURE PERFECT IN THE PAST
(O‘TGAN ZAMONDAGI KELASI TUGALLANGAN ZAMON)

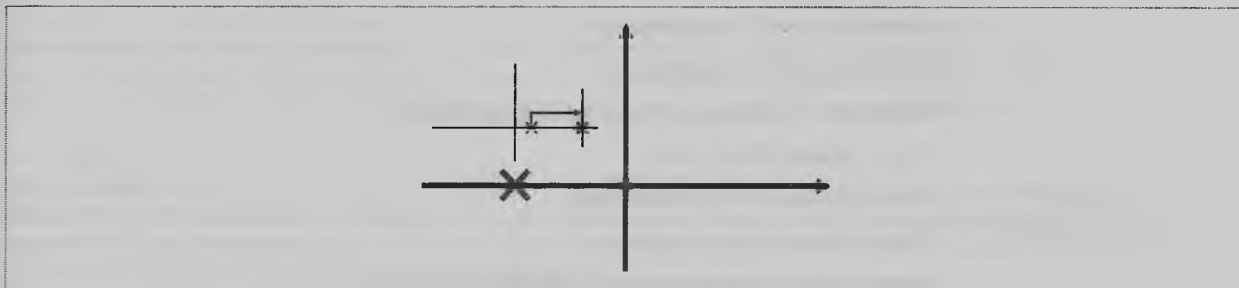
➤ Tuzilishi quyidagicha:

AFFIRMATIVE	NEGATIVE	INTERROGATIVE	SPECIAL INTERROGATIVE
$S+would+have+V_3$	$S+would+not+have+V_3$	$Would+S+have+V_3?$	$Wh+would+S+have+V_3?$

Masalan: *I said (that) I would have copied the text by 5 o'clock. He said (that) he would have finished his work by evening. We hoped (that) we would have reached the station. They thought (that) they would have moved to a new flat by the next week. He said (that) he would have read the book by Monday. She said (that) she wouldn't have cooked dinner by 4 o'clock evening. Did they think (that) they would have translated the article by evening?*

➤ Qoida 1:

Kelajakda ma'lum bir vaqtga qadar bajarib bo'lingan ish-harakat haqida o'tgan zamonda turib gapirsak *Future Perfect in the Past* zamoni ishlatiladi. Uning qoida va signallari yuqorida keltirilgan *Future Perfect* zamoni qoidalari va signallari bilan bir xil. Asosiy farqi tuzilishida hamda o'tgan zamon bilan bog'liqligida. Unda "shall"/"will" o'rniga "would"/"should" ishlatamiz.



Masalan: *He promised (that) he would have sent me a postcard from Egypt by the next Saturday. Did she say (that) she would have finished the report by the next week? They said (that) they would have finished building the house by the next year. We believed (that) the architect would have prepared some new projects of the bridge by the end of March. He said (that) he would have taken his examination by the first of May. Bob believed (that) the train wouldn't have left by 6 o'clock evening. Everyone in the group thought (that) the monitor would have found the answer to the question given till the end of the lesson.*

FUTURE PERFECT CONTINUOUS IN THE PAST
(O‘TGAN ZAMONDAGI KELASI TUGALLANGAN DAVOMLI ZAMON)

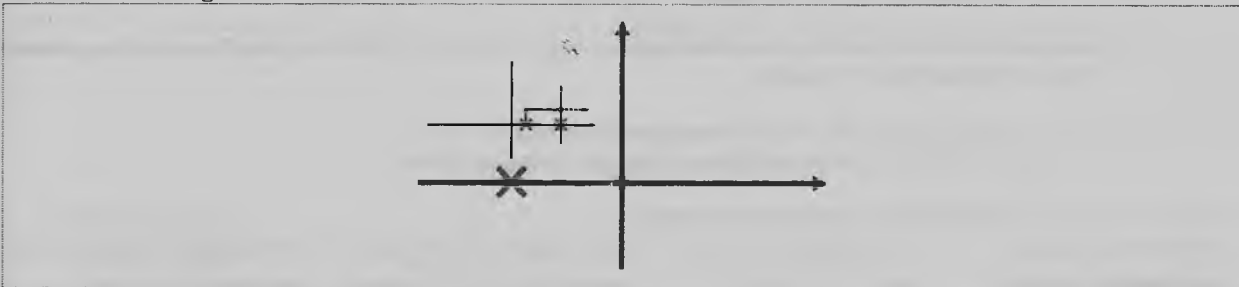
➤ Tuzilishi quyidagicha:

AFFIRMATIVE	NEGATIVE	INTERROGATIVE	SPECIAL INTERROGATIVE
$S+would+have+been+V_{ing}$	$S+would+not+have+been+V_{ing}$	$Would+S+have+been+V_{ing}?$	$Wh+would+S+have+been+V_{ing}?$

Masalan: *Bob said (that) by the end of the year he would have been working there for two years. The teacher said (that) by six o'clock evening the examination would have been lasting for three hours. He knew (that) his wife wouldn't have making dinner for two hours when he came home. Would you have been dancing for 2 hours by 9 o'clock evening?*

➤ Qoida 1:

Kelajakda ma'lum bir vaqtdan buyon davom etadigan ish-harakat haqida o'tgan zamonda turib gapirsak *Future Perfect Continuous in the Past* zamoni ishlatiladi. Uning qoida va signallari yuqorida keltirilgan *Future Perfect Continuous* zamon qoidalari va signallari bilan bir xil. Asosiy farqi tuzilishida hamda o'tgan zamon bilan bog'liqligida. Unda "shall"/"will" o'rniga "would"/"should" ishlatamiz.



Masalan: *He said (that) he would have been working there for 13 years by 2025. She said (that) by 9 o'clock evening she would have been dancing for an hour. I thought (that) I would not have been learning English for 6 months by the end of the year. They knew (that) the students wouldn't have been studying at their university for many years unless they had provided high-quality education.*

PASSIVE VOICE
(MAJHUL NISBAT)

➤ **Qoida 1:**

Majhul nisbatdagi fe'llar ish-harakatning aniq bajaruvchisini ko'rsatmaydi yoki ish-harakat bajaruvchisi "by" (tomonidan) so'zi bilan gap oxirida kelishi mumkin. Majhul nisbatdagi zamonlar "to be + V₃" strukturasi asosida yaratiladi va bunda aksariyat hollarda "be" o'rniga "get", "being" o'rniga "getting", "been" o'rniga "got" ishlatilishi mumkin bo'ladi. Majhul nisbatda 10 ta zamon shakli mavjud bo'lib, ular aniq nisbatdagilari bilan signal so'zlari bir xil bo'ladi, qoidalari va zamon moslashuviga to'la amal qiladi. Asosiy farqi tuzilishida va ega harakatni bajaran olmasligida, ya'ni harakat ega nisbatan bajarilishidir.

PRESENT (HOZIRGI ZAMON)	Present Simple (Hozirgi oddiy)
	Present Continuous (Hozirgi davomli)
	Present Perfect (Hozirgi tugallangan)
	Present Perfect Continuous (Hozirgi tugallangan davomli)
PAST (O'TGAN ZAMON)	Past Simple (O'tgan oddiy)
	Past Continuous (O'tgan davomli)
	Past Perfect (O'tgan tugallangan)
	Past Perfect Continuous (O'tgan tugallangan davomli)
FUTURE (KELASI ZAMON)	Future Simple (Kelasi oddiy)
	Future Continuous (Kelasi davomli)
	Future Perfect (Kelasi tugallangan)
	Future Perfect Continuous (Kelasi tugallangan davomli)

Masalan: *The room is cleaned by Nick every day. The radio was invented by Popov in the 19th century.*

➤ **Izoh:**

Ba'zi grammatik qo'llanmalarda fe'lining o'tgan zamondagi kelasi zamon shakllari - *Future in the Past* ham alohida zamonlar sifatida beriladi. Shu bois, ular haqida mufassal ma'lumot berib, aniq farqlarini ko'rsatish uchun ushbu qo'llanmada ham alohida zamon sifatida tushuntiriladi.

FUTURE IN THE PAST (O'TGAN ZAMONDAGI KELASI ZAMON)	Future Simple in the Past (O'tgan zamondagi kelasi oddiy zamon)
	Future Continuous in the Past (O'tgan zamondagi kelasi davomli zamon)
	Future Perfect in the Past (O'tgan zamondagi kelasi tugallangan zamon)
	Present Perfect Continuous in the Past (O'tgan zamondagi kelasi tugallangan davomli zamon)

Masalan: *I thought the room would be cleaned the next day. They hoped the article would have been translated by Monday.*

➤ **Qoida 2:**

1. "Get" fe'li asosan biror kishi yoki narsaga kutilmaganda to'satdan biror hodisa sodir bo'lishini ifodalashda (asosan norasmiy holatlarda va majhul nisbatli gaplarda) "be" fe'lining o'rnida ishlatiladi.

Masalan: *There was a fight at the party but nobody got hurt (...was hurt). If you don't stop talking about her, she will get angry (...be angry). The dog got run over by a car (...was run over...).*

2. "Get" majhul nisbatda asosan, harakat fe'llari bilan ishlatiladi. Holat fe'llari bilan "get" ishlatilmaydi, balki, "be" fe'lining o'zi ishlatiladi.

Masalan: *Their car got stolen in front of their house last night (...was stolen...). Jerry got fired because he was always late for work (...was fired...). Nothing gets known about the thief. Nothing is known about the thief.*

3. "Get" fe'lidan keyin o'zlik olmoshlarining ishlatilishi harakat bajaruvchining o'zi sodir bo'lgan voqea-hodisaga taqozo etilgani yoki unga mas'ul ekanligini ko'rsatadi.

Masalan:

Nick got injured while playing football (Ko'ngilsiz voqea, tasodif, Nikning aybi yo'q).

Nick got himself injured while trying bike stunts (Qisman Nikning o'zining aybi bilan).

4. "Get" fe'li bilan ishlatiladigan ba'zi qotib qolgan iboralar:

<i>get dressed</i> (kiyinmoq)	<i>get washed</i> (yuvinmoq)	<i>get engaged</i> (unashtirilmoq)	<i>get married</i> (turmush qurmoq)
<i>get divorced</i> (ajrashmoq)	<i>get lost</i> (adashmoq)	<i>get mixed up</i> (chalkashmoq)	<i>get started</i> (boshlamoq)

Masalan: *I took a shower and got dressed. When did they get married? Have you ever got lost while travelling? Susan and Tom wanted to get divorced but their parents didn't let them do that. While answering the question given by his teacher, Bob got mixed up in front of many students.*

PRESENT SIMPLE
(HOZIRGI ODDIY ZAMON)

➤ Tuzilishi quyidagicha:

AFFIRMATIVE	NEGATIVE	INTERROGATIVE	SPECIAL INTERROGATIVE
$S+am/is/are+V_3$	$S+am/is/are+not+V_3$	$Am/Is/Are+S+V_3?$	$Wh+am/is/are+S+V_3?$

Masalan: *The room is cleaned every day. Cars are not repaired in this street. Are you invited to parties very often? How often are these rooms cleaned? Oranges are imported into Britain. Butter is made from milk. I am never invited to parties. Who is this book written by? Where are red flowers taken from? You won't enter the university unless this grammar book is learnt by hard. In summer every year Egypt is visited by millions of tourists. Rice is not grown in cold climate.*

➤ Izoh:

Majhul nisbatli Present Simple zamonidagi gaplarda "am/is/are" o'rniga "get" ishlatilishi mumkin (Passive voice 2-qoida).

AFFIRMATIVE	NEGATIVE	INTERROGATIVE	SPECIAL INTERROGATIVE
$S+get(s)+V_3$	$S+do/does+not+get+V_3$	$Do/Does+S+get+V_3?$	$Wh+do/does+S+get+V_3?$

Masalan: *The room gets cleaned every day. Cars do not get repaired in this street. Do you get invited to parties very often? How often do these rooms get cleaned? Oranges get imported into Britain. Butter gets made from milk. I never get invited to parties. If you get paid well, you will be able to supply your family. When the roads in the village get paved, it will be easy to drive on it. By the time the present gets delivered, anybody will have gone to bed. Paint and brushes usually get used in painting.*

➤ Qoida 1:

Egaga savol berishda "who" va "what" so'roq olmoshlari uchinchi shaxs birlik (he, she, it) ga tenglashadi va ketidan darhol "to be" fe'lining faqat "is" shakli yoki "gets" keladi hamda yuqorida keltirilgan gap qurilishining maxsus so'roq gap shaklida gapning egasi, ya'ni "S" (subject) bo'lmaydi. "Get" bilan berilgan qismida esa ega bilan birga "do/does" yordamchi fe'llari ham bo'lmaydi. Tuzilishi quyidagicha:

$Wh + is/gets + V_3?$

Masalan: *What is cleaned every day? Who is invited to parties very often? What is repaired in this street?*

➤ Izoh:

Egadan boshqa gap bo'laklariga savol berishda "wh" so'roq so'zlaridan keyin darhol gapning egasi keladi. Agar gapning egasi birlikda bo'lsa birlik kesim - "is" yoki "gets", ko'plikda bo'lsa "are" yoki "get" ishlatiladi.

Masalan: *Which room is cleaned every day? What cars are repaired in this street? How much sugar gets produced every year? How many trees get cut every year all over the world?*

PRESENT CONTINUOUS
(HOZIRGI DAVOMLI ZAMON)

➤ Tuzilishi quyidagicha:

AFFIRMATIVE	NEGATIVE	INTERROGATIVE	SPECIAL INTERROGATIVE
$S+am/is/are+being+V_3$	$S+am/is/are+not+being+V_3$	$Am/Is/Are+S+being+V_3?$	$Wh+am/is/are+S+being+V_3?$

Masalan: *A new school is being built in our town these days. The letter is not being written right now. Are you being waited by your friends? English is being learnt by us nowadays. Tom's neighbour is constantly being complained by him (Shikoyat). Exciting places are continually being visited by him! (Hasad). A detective stories are being read by the students these days. What languages are being spoken? My book is being looked for. The rose is being smelt.*

➤ Izoh:

Majhul nisbatli Present Continuous gaplarda "being" o'rniga "getting" ishlatilishi mumkin (Passive voice 2-qoida).

Masalan: *How are these cars getting manufactured? A new house is getting built by my father at present. The disappearance of two children is getting looked into by the police. The soup is getting tasted. The question is getting answered now. Your key is always getting lost (Tanbeh).*

PRESENT PERFECT
(HOZIRGI TUGALLANGAN ZAMON)

➤ Tuzilishi quyidagicha:

AFFIRMATIVE	NEGATIVE	INTERROGATIVE	SPECIAL INTERROGATIVE
$S+have/has+been+V_3$	$S+have/has+not+been+V_3$	$Have/Has+S+been+V_3?$	$Wh+have/has+S+been+V_3?$

Masalan: *Tom is looking for his key. He can't find it. It has been lost. The soup hasn't been eaten by her yet. Has your task been done? A new car has just been bought by Nick. He informs me that much money has just been won in the lottery. How has the letter been sent? They say that no letter has been received by them. A rough plan of the construction has been written this morning (Hali ham ertalab). I have not been phoned this week (Hafta hali tugamagan). The championship has been won three times. It is the second time our country has been visited by tourists. Jack says that this book hasn't been read by him before.*

➤ **Izoh:**

Majhul nisbatli *Present Perfect* zamonidagi gaplarda "been" o'rniga "got" ishlatilishi mumkin (*Passive voice 2-qoida*).
Masalan: *France has not got visited by tourists lately. It's the second time this film has got seen by me. Is this the third time a car has got driven by you? You have not got seen since you arrived in Tashkent. The room hasn't got cleaned for the last two weeks. Tom says that his watch has got recently repaired by Nick. They say the detective story hasn't got finished so far.*

PAST SIMPLE
(O'TGAN ODDIY ZAMON)

➤ **Tuzilishi quyidagicha:**

AFFIRMATIVE	NEGATIVE	INTERROGATIVE	SPECIAL INTERROGATIVE
$S+was/were+V_3$	$S+was/were+not+V_3$	$Was/Were+S+V_3?$	$Wh+was/were+S+V_3?$

Masalan: *The room was cleaned yesterday. Were you invited to the party last week? How often were these rooms cleaned then? Once oranges were not imported into Britian. Where were red flowers taken from the other day? Patients were looked after by nurses in hospitals during the war. TV was watched by my parents yesterday evening. The letter was sent six days ago.*

➤ **Izoh:**

Majhul nisbatli *Past Simple* zamonidagi gaplarda "was/were" o'rniga "got" ishlatilishi mumkin (*Passive voice 2-qoida*).

AFFIRMATIVE	NEGATIVE	INTERROGATIVE	SPECIAL INTERROGATIVE
$S+got+V_3$	$S+did+not+get+V_3$	$Did+S+get+V_3?$	$Wh+did+S+get+V_3?$

Masalan: *I got stopped by the police on my way home last night. They didn't get invited to our party, so they decided not to come. Did the letter get sent? When did your phone number get blocked? How did the house get broken in by a burglar without anybody hearing him? The radio got invented by Popov. The window got broken last night. He didn't get hurt last week. He got invited to the party last month.*

➤ **Qoida 1:**

Egaga savol berishda "who" va "what" so'roq olmoshlari uchinchi shaxs birlik (*he, she, it*) ga tenglashadi va ketidan darhol "to be" fe'lining faqat "was" shakli yoki "got" keladi hamda yuqorida keltirilgan gap qurilishining maxsus so'roq gap shaklida gapning egasi, ya'ni "S" (*subject*) bo'lmaydi. "Get" bilan berilgan qismida esa ega bilan birga "did" yordamchi fe'li ham bo'lmaydi. Tuzilishi quyidagicha:

$Wh + was/got + V_3?$

Masalan: *What was cleaned yesterday? Who got invited to the party last week? What was painted in white then?*

➤ **Izoh:**

Egadan boshqa gap bo'laklariga savol berishda "wh" so'roq so'zlaridan keyin darhol gapning egasi keladi. Agar gapning egasi birlikda bo'lsa, birlik kesim - "was" yoki "got", ko'plikda bo'lsa "were" yoki "got" ishlatiladi.

Masalan: *Which room was cleaned that time? What cars were repaired in this street during the war? How much sugar got produced in our country two years ago? How many trees got cut last year all over the world?*

USED TO
(QILARDI)

➤ **Qoida 1:**

O'tgan zamonda odatiy, takroriy ravishda bo'lgan, lekin hozir bo'lmaydigan ish-harakatni aniq nisbatda "used to + V₁" ko'rsatib, "qilar edi" ma'nosini bersa, bu struktura majhul nisbatda "used to + be + V₃" ga o'zgaradi. Bu birikma aniq nisbatdagisi bilan signal so'zlari bir xil bo'lib, qoidalari va zamon moslashuviga to'la amal qiladi. Asosiy farqi tuzilishida va ega harakatni bajara olmasligida, ya'ni harakat egaga nisbatan baja rilishidadir. Ish-harakat baja ruvchisi gapda "by" (*tomonidan*) so'zi bilan gap oxirida kelishi mumkin. Tuzilishi quyidagicha:

AFFIRMATIVE	NEGATIVE	INTERROGATIVE
$S+used\ to+be+V_3$	$S+didn't+use\ to+be+V_3$	$Did+S+use\ to+be+V_3?$

Masalan: *used to be cleaned (tozalana edi), used to be done (qilina edi), used to be sent (jo'natila edi), etc. The room used to be cleaned every hour then. The tasks didn't use to be done by the marketing manager. Did all letters use to be sent by email?*

➤ **Izoh:**

1. Inkor shakli "used not to + be + V₃" holatida ham yasalishi mumkin.

Masalan: *Computers used not to be programmed ten years ago./Computers didn't use to be programmed ten years ago.*

2. Majhul nisbatli "used to + be + V₃" birikmadagi gaplarda "be" o'rniga "get" ishlatilishi mumkin (*Passive voice 2-qoida*).

Masalan: *The room used to get cleaned every hour then. The tasks didn't use to get done by the marketing manager. Did all letters use to get sent by email?*

BE/GET USED TO
(ODATLANIB QOLMOQ)

➤ **Qoida 1:**

Majhul nisbatdagi "be/get + used to + being + V₃" birikmasi aniq nisbatdagisi bilan signal soʻzlari bir xil boʻlib, qoidalari va zamon moslashuviga toʻla amal qiladi. U biror kishi ish-harakatning qilinishiga "oʻrganib qolmoq", "koʻnikib qolmoq", "odatlanib qolmoq" maʼnolarini anglatadi. Asosiy farqi tuzilishida va ega harakatni bajara olmasligida, yaʼni harakat egaga nisbatan bajarilishida dir. Ish-harakat bajaruvchisi gapda "by" (tomonidan) soʻzi bilan gap oxirida kelishi mumkin.

Tuzilishi quyidagicha:

AFFIRMATIVE	NEGATIVE	INTERROGATIVE
S+am/is/are+used to+being+V ₃	S+am/is/are+not+used to+being+V ₃	Am/Is/Are+S+used to+being+V ₃ ?
S+get+used to+being+V ₃	S+do/does+not+get+used to+being+V ₃	Do/Does+S+get+used to+being+V ₃ ?

Masalan: *The teacher is used to being asked several questions during the lesson. I'm not used to being waited by my friends. The children get used to being washed twice a week. Does Jack get used to being given tips for the service he does?*

➤ **Izoh:**

Majhul nisbatli "be/get used to + being + V₃" birikmasidagi gaplarda "being" oʻrniga "getting" ishlatilishi mumkin (Passive voice 2-qoida).

Masalan: *The teacher is used to getting asked several questions during the lesson. I'm not used to getting waited by my friends. The children get used to getting washed twice a week. Does Jack get used to getting given tips for the service he does?*

PAST CONTINUOUS
(OʻTGAN DAVOMLI ZAMON)

➤ **Tuzilishi quyidagicha:**

AFFIRMATIVE	NEGATIVE	INTERROGATIVE	SPECIAL INTERROGATIVE
S+was/were+being+V ₃	S+was/were+not+being+V ₃	Was/Were+S+being+V ₃ ?	Wh+was/were+S+being+V ₃ ?

Masalan: *The wall of the room was being painted at 5 o'clock yesterday. This time last year the plans of this building were not being made by architects. Was she being waited when she called me? How was the roof of the house being repaired? What was being cleaned at this time yesterday? The bus was being waited when the accident happened. Tom burnt his hand as the meal was being cooked. While the ceiling was being painted, I fell off the ladder.*

➤ **Izoh:**

Majhul nisbatli Past Continuous zamonidagi gaplarda "being" oʻrniga "getting" ishlatilishi mumkin (Passive voice 2-qoida).

Masalan: *The wall of the room was getting painted at 5 o'clock yesterday. This time last year the plans of this building were not getting made by architects. Was she getting waited when she called me? How was the roof of the house getting repaired?*

PAST PERFECT
(OʻTGAN TUGALLANGAN ZAMON)

➤ **Tuzilishi quyidagicha:**

AFFIRMATIVE	NEGATIVE	INTERROGATIVE	SPECIAL INTERROGATIVE
S+had+been+V ₃	S+had+not+been+V ₃	Had+S+been+V ₃ ?	Wh+had+S+been+V ₃ ?

Masalan: *Dad didn't want to go to the cinema with us because the film we wanted to see had been seen by him earlier. Nick said that Jack had not been seen recently. I understood that a mistake had been made. Had the letter been written to you by Jack by Monday? How had the window of your room been broken when you came home after work yesterday? By the time he arrived yesterday, my work had been done.*

➤ **Izoh:**

Majhul nisbatli Past Perfect zamonidagi gaplarda "been" oʻrniga "got" ishlatilishi mumkin (Passive voice 2-qoida).

Masalan: *That was the first time our country had got visited. It was the second time that film had got seen. The house was dirty. It had not got cleaned for ages. As soon as I had got told about it, I got more information.*

FUTURE SIMPLE
(KELASI ODDIY ZAMON)

➤ **Tuzilishi quyidagicha:**

AFFIRMATIVE	NEGATIVE	INTERROGATIVE	SPECIAL INTERROGATIVE
S+shall/will+be+V ₃	S+shall/will+not+be+V ₃	Shall/Will+S+be+V ₃ ?	Wh+shall/will+S+be+V ₃ ?

Masalan: *You will be told when the time comes. Will the room be painted next week? I will be helped as soon as Nick has finished his work. Where will a new school be built? I suppose their house will be sold. Perhaps he won't be found at the hotel.*

➤ Izoh:

Majhul nisbatli *Future Simple* zamonidagi gaplarda “be” o‘rniga “get” ishlatilishi mumkin (*Passive voice 2-qoida*).
 Masalan: *The letter will get sent tomorrow. You will get told when the time comes. Will the room get painted next week? I will get helped as soon as Nick has finished his work. Where will a new school get built? I suppose their house will get sold.*

BE GOING TO
(-MOQCHI)

➤ Qoida 1:

Majhul nisbatdagi “be + going to + be + V₃” (-*in/il*)moqchi) birikmasi aniq nisbatdagisi bilan signal so‘zlari bir xil bo‘lib, qoidalari va zamon moslashuviga to‘la amal qiladi. Asosiy farqi tuzilishida va ega harakatni bajora olmasligida, ya‘ni harakat egaga nisbatan bajarilishidir. Ish-harakat bajaruvchisi gapda “by” (*tomonidan*) so‘zi bilan gap oxirida kelishi mumkin. Tuzilishi quyidagicha:

AFFIRMATIVE	NEGATIVE	INTERROGATIVE	SPECIAL INTERROGATIVE
<i>S+am/is/are+going to+be+V₃</i>	<i>S+am/is/are+not+going to+be+V₃</i>	<i>Am/Is/Are+S+going to+be+V₃</i>	<i>Wh+am/is/are+S+going to+be+V₃?</i>

Masalan: *I am going to be asked about happenings last night. Another plan is not going to be made for the local school. Are the children going to be taken to the kindergarten? When is the wall of the room going to be painted? A new house is going to be built by my brother next year.*

➤ Qoida 2:

“Be going to + be + V₃” birikmasining o‘tgan zamon shakli tuzilishi quyidagicha bo‘lib, u o‘zgargan reja yoki fikrni ifodalashda hozirgi va kelasi zamon payt ko‘rsatkichlari bilan ham ishlatilishi mumkin:

S	+ was/were	+ going to + be + V ₃	-(in,il) moqchi edi (lekin bo‘lmadi)
---	------------	----------------------------------	--------------------------------------

Masalan: *The letter was going to be sent, but he decided not to send it. The children were going to be taken to the kindergarten, but their parents took them on holiday with themselves. The room was going to be cleaned next week, but he kept postponing.*

➤ Izoh:

Majhul nisbatli “am/is/are/was/were + going to + be + V₃” birikmasidagi gaplarda “be” o‘rniga “get” ishlatilishi mumkin (*Passive voice 2-qoida*).

Masalan: *When is the wall of the room going to get painted? A new house is going to get built by my brother next year. The letter was going to get sent but he decided not to send it.*

BE ABOUT TO
(ARAFASIDA)

➤ Qoida 1:

Majhul nisbatdagi “be + about to + be + V₃” (-*qilinish arafasida*) birikmasi aniq nisbatdagisi bilan signal so‘zlari bir xil bo‘lib, qoidalari va zamon moslashuviga to‘la amal qiladi. Asosiy farqi tuzilishida va ega harakatni bajora olmasligida, ya‘ni harakat egaga nisbatan bajarilishidir. Ish-harakat bajaruvchisi gapda “by” (*tomonidan*) so‘zi bilan gap oxirida kelishi mumkin. Tuzilishi quyidagicha:

AFFIRMATIVE	NEGATIVE	INTERROGATIVE	SPECIAL INTERROGATIVE
<i>S+am/is/are+about to+be+V₃</i>	<i>S+am/is/are+not+about to+be+V₃</i>	<i>Am/Is/Are+S+about to+be+V₃</i>	<i>Wh+am/is/are+S+about to+be+V₃?</i>

Masalan: *A new poem is just about to be written. The flowers are not about to be watered by the gardener. Are you about to be invited to the party tonight? Where is a new modern school about to be built?*

➤ Qoida 2:

“Be about to + be + V₃” birikmasining o‘tgan zamon shakli tuzilishi quyidagicha:

S	+ was/were	+ (just) about to	+ be + V ₃	-qilmish arafasida edi (lekin qilinmadi, “when” li qism bilan to‘xtatiladi)
---	------------	-------------------	-----------------------	---

Masalan: *A letter was just about to be written to George when he unexpectedly entered the office. All rooms of the house were about to be cleaned when the masters said there was some decorating work left.*

➤ Izoh:

Majhul nisbatli “am/is/are/was/were + about to + be + V₃” birikmasidagi gaplarda “be” o‘rniga “get” ishlatilishi mumkin (*Passive voice 2-qoida*).

Masalan: *A letter was just about to get written to George when he unexpectedly entered the office. All rooms of the house were about to get cleaned when the masters said there was some decorating work left.*

FUTURE PERFECT
(KELASI TUGALLANGAN ZAMON)

➤ Tuzilishi quyidagicha:

AFFIRMATIVE	NEGATIVE	INTERROGATIVE	SPECIAL INTERROGATIVE
<i>S+shall/will+have+been+V₃</i>	<i>S+shall/will+not+have+been+V₃</i>	<i>Shall/Will+S+have+been+V₃?</i>	<i>Wh+shall/will+S+have+been+V₃?</i>

Masalan: *When I come to Nick's tomorrow, the flowers in his garden will have been watered by him. The project will not have been finished when the orderer phones him tomorrow. Will all the meals have been prepared by tomorrow before guests come. How will everything have been done by Tuesday?*

➤ Izoh:

Majhul nisbatli Future Perfect zamonidagi gaplarda "been" o'rniga "got" ishlatilishi mumkin (Passive voice 2-qoida).

Masalan: *When I come to Nick's tomorrow, the flowers in his garden will have got watered by him. The project will not have got finished when the orderer phones him tomorrow. Will all the meals have got prepared by tomorrow before guests come?*

FUTURE SIMPLE IN THE PAST
(O'TGAN ZAMONDAGI KELASI ODDIY ZAMON)

➤ Tuzilishi quyidagicha:

AFFIRMATIVE	NEGATIVE	INTERROGATIVE	SPECIAL INTERROGATIVE
<i>S+would+be+V₃</i>	<i>S+would+not+be+V₃</i>	<i>Would+S+be+V₃?</i>	<i>Wh+would+S+be+V₃?</i>

Masalan: *I knew that some money would be sent to support them financially. He informed that the task would not be done at the agreed time. Would the grass in the garden be mowed if she didn't stop her husband? What colour would this wall be painted in if we didn't paint it in green?*

➤ Izoh:

Majhul nisbatli Future Simple in the Past zamonidagi gaplarda "be" o'rniga "get" ishlatilishi mumkin (Passive voice 2-qoida).

Masalan: *I knew that some money would get sent to support them financially. He informed that the task would not get done at the agreed time. Would the grass in the garden get mowed if she didn't stop her husband? What colour would this wall get painted in if we didn't paint it in green?*

FUTURE PERFECT IN THE PAST
(O'TGAN ZAMONDAGI KELASI TUGALLANGAN ZAMON)

➤ Tuzilishi quyidagicha:

AFFIRMATIVE	NEGATIVE	INTERROGATIVE	SPECIAL INTERROGATIVE
<i>S+would+have+been+V₃</i>	<i>S+would+not+have+been+V₃</i>	<i>Would+S+have+been+V₃?</i>	<i>Wh+would+S+have+been+V₃?</i>

Masalan: *He promised that the postcard would have been sent to me from Egypt by the next Saturday. The trial judge made everyone believe that the criminals would not have been let off until they had confessed their crime. Would the hotel have been renovated and redecorated by the last Ramadan Holiday if we had started doing it two years ago? Where would the goods have been delivered by the next day if the order hadn't been cancelled?*

➤ Izoh:

Majhul nisbatli Future Perfect in the Past zamonidagi gaplarda "been" o'rniga "got" ishlatilishi mumkin (Passive voice 2-qoida).

Masalan: *He promised that the postcard would have got sent to me from Egypt by the next Saturday. The trial judge made everyone believe that the criminals would not have got let off until they had confessed their crime. Would the hotel have got renovated and redecorated by the last Ramadan Holiday if we had started doing it two years ago? Where would the goods have got delivered by the next day if the order hadn't been cancelled?*

CONCLUSION TO PASSIVE VOICE
(MAJHUL NISBATLI GAPLARGA XULOSA)

➤ **Qoida 1:**

Aniq nisbatdagi gapning to'ldiruvchisi majhul nisbatdagi gapning egasiga aylanadi.

Masalan: *Popov invented the radio in the 19th century. The radio was invented by Popov in the 19th century.*

➤ **Qoida 2:**

Majhul nisbatdagi gaplarning harakat bajaruvchisini ko'rsatish uchun "by" (tomonidan) so'zidan foydalanamiz.

Masalan:

Millions of people play football all over the world.

Football is played by millions of people all over the world.

Shakespeare wrote "Hamlet".

"Hamlet" was written by Shakespeare.

The teacher will announce the results at 5 tomorrow.

The results will be announced by the teacher at 5 tomorrow.

The children are answering the question now.

The question is being answered by the children now.

The doctor was examining the patient when I came.

The patient was being examined by the doctor when I came.

My mother has just cooked the meal.

The meal has just been cooked by my mother.

He had finished his work by 5 yesterday.

The work had been finished by him by 5 yesterday.

John will have typed the text by 7 o'clock.

The text will have been typed by John by 7 o'clock.

Bob: "I will finish the task".

Bob said that the task would be finished by him.

Anna: "I will have painted the room by Monday".

Anna said that the room would have been painted by her by Monday.

➤ **Izoh:**

Majhul nisbatda harakat bajaruvchisini ko'rsatmasa ham bo'ladi.

Masalan: *I noticed that the window had been left open. Every year a lot of people are killed on roads. A lot of money was stolen in the robbery yesterday. Is this room cleaned every day? There is somebody looking behind us. I think we are being followed.*

A: Did you go to the party?

B: No, I wasn't invited.

A: Are you going to the party?

B: No, I haven't been invited.

A: Can I help you madam?

B: No, thanks. I am being served.

➤ **Qoida 3:**

"Be born" - tug'ilmoq (o'zi majhul). Ko'pincha majhul nisbatli Past Simple zamoni bilan ishlatiladi. Agar tug'ilish darajasi nazarda tutilib gapirilsa, majhul nisbatli Present Simple ishlatiladi.

Masalan: *I was born in Italy. Where were you born? About 100 babies are born in this hospital every week. How many babies are born in this hospital every week?*

➤ **Qoida 4:**

Aniq nisbatdagi gaplarning kesimi quyidagi fe'llar bilan ifodalangan bo'lsa, bunday gapda ikkita to'ldiruvchi ishtirok etishi mumkin. Shuning uchun bunday gaplardan ikkita majhul nisbatdagi gap hosil qilinishi mumkin.

<i>ask (so'ramoq)</i>	<i>tea'h (o'qitmoq)</i>	<i>lend (qarz bermoq)</i>	<i>show (ko'rsatmoq)</i>	<i>give (bermoq)</i>
<i>offer (taklif qilmoq)</i>	<i>send (jo'natmoq)</i>	<i>pay (to'lamoq)</i>	<i>tell (aytmoq)</i>	...

Masalan:

They pay me \$2000 for my job.

I am paid \$2000 for my job.

\$2000 is paid for my job.

*They gave the police the information.
The police were given the information.
The information was given to the police.*

*He offered me the job, but I refused it.
I was offered the job, but I refused it.
The job was offered to me, but I refused it.*

*She will give me much time to think.
I shall be given much time to think.
Much time will be given to me to think.*

*He has taught mathematics to his children.
His children have been taught mathematics.
Mathematics has been taught to his children.*

➤ **Qoida 5:**

Quyidagi fe'llar majhul nisbatda kelganda aniq nisbat ma'nosini beradi:

<i>interest-qiziqtirmoq</i>	<i>be interested-qiziqmoq</i>
<i>surprise-hayratlantirmoq</i>	<i>be surprised-hayron bo'lmoq</i>
<i>amaze-hayratlantirmoq</i>	<i>be amazed-hayron bo'lmoq</i>
<i>shock-lol qoldirmoq</i>	<i>be shocked-lol qolmoq</i>
<i>delight-zavqlantirmoq</i>	<i>be delighted-zavqlanmoq</i>
<i>bore-zeriktirmoq</i>	<i>be bored-zerikmoq</i>
<i>astonish-hayratlantirmoq</i>	<i>be astonished-hayron bo'lmoq</i>
<i>amuse-zavqlantirmoq</i>	<i>be amused-zavqlanmoq</i>
<i>annoy-joniga tekkizdirmoq</i>	<i>be annoyed-joniga tegmoq</i>
<i>satisfy-qondirmoq</i>	<i>be satisfied-qoniqmoq</i>

Masalan: *Everybody was amazed by his progress. I am surprised at the news. I was shocked to see him. I am not satisfied with my answer. The firm was interested in him and quickly responded to him.*

➤ **Qoida 6:**

Barcha o'timsiz fe'llar majhul nisbatda ishlatila olmaydi. Lekin ularning asl ma'nosini saqlagan holda o'rniga boshqa fe'l yoki birikmalar ishlatilishi mumkin. Quyida keltirilgan fe'llar shular jumlasidandir:

<i>arrive (yetib kelmoq)</i>	<i>happen (sodir bo'lmoq)</i>	<i>run (boshqarmoq)</i>
<i>belong (qarashli bo'lmoq)</i>	<i>lack (yetishmaslik)</i>	<i>resemble (o'xshamoq)</i>
<i>have (ega bo'lmoq)</i>	<i>let (ruxsat bermoq)</i>	<i>sleep (uxlamoq)</i>
<i>suit (mos kelmoq)</i>

➤ **Izoh:**

"Let" fe'lining o'rniga majhul nisbatda "be allowed to + V₁" yoki "be permitted to + V₁" ishlatiladi.

Masalan: *She was allowed to take part in the competition.*

**VERB PREFIXES AND SUFFIXES
(FE'L YASOVCHI SUFFIKSLAR)**

➤ **Qoida 1:**

Ingliz tilida fe'llar asosan ushbu qo'shimchalar orqali hosil qilinadi:

PREFIX/SUFFIX	MISOL	PREFIX/SUFFIX	MISOL
-ate	<i>complicate, dominate, irritate, etc.</i>	-ise	<i>advertise, chastise, etc.</i>
-en	<i>harden, soften, shorten, etc.</i>	-ize	<i>mobilize, industrialize, etc.</i>
-ify	<i>beautify, clarify, identify, etc.</i>	en-	<i>enlarge, enslave, ensure, etc.</i>

TABLE OF ENGLISH TENSES – INGLIZ TILI ZAMONLARI JADVALI

I. ACTIVE VOICE – ANIQ NISBAT				
TYPES OF TENSES	AFFIRMATIVE	NEGATIVE	INTERROGATIVE	SPECIAL INTERROGATIVE
Present Simple	S + am/is/are + adjective/noun/numeral/... V	S + am/is/are + not + adjective/noun/numeral/... V	Am/Is/Are + S + adjective/noun/numeral/... V?	Wh + am/is/are + (S) ?
	S (he, she, it) + V ₁ (-s/-es)	S + do/does + not + V ₁	Do/Does + S + V ₁ ?	Wh + (do/does + S + V ₁)/(V _{1(-s, -es)}) ?
Past Simple	S + was/were + adjective/noun/numeral/... V	S + was/were + not + adjective/noun/numeral/... V	Was/Were + S + adjective/noun/numeral/... V?	Wh + was/were + (S) ?
	S + V ₂	S + did + not + V ₁	Did + S + V ₁ ?	Wh + (did + S + V ₁)/(V ₂) ?
Future Simple	S + will/shall + V ₁	S + will/shall + not + V ₁	Will/Shall + S + V ₁ ?	Wh + will/shall + (S) + V ₁ ?
Present Continuous	S + am/is/are + V _{ing}	S + am/is/are + not + V _{ing}	Am/Is/Are + S + V _{ing} ?	Wh + am/is/are + (S) + V _{ing} ?
Past Continuous	S + was/were + V _{ing}	S + was/were + not + V _{ing}	Was/Were + S + V _{ing} ?	Wh + was/were + (S) + V _{ing} ?
Future Continuous	S + will/shall + be + V _{ing}	S + will/shall + not + be + V _{ing}	Will/Shall + S + be + V _{ing} ?	Wh + will/shall + (S) + be + V _{ing} ?
Present Perfect	S + have/has + V ₃	S + have/has + not + V ₃	Have/Has + S + V ₃ ?	Wh + have/has + (S) + V ₃ ?
Past Perfect	S + had + V ₃	S + had + not + V ₃	Had + S + V ₃ ?	Wh + had + (S) + V ₃ ?
Future Perfect	S + will/shall + have + V ₃	S + will/shall + not + have + V ₃	Will/Shall + S + have + V ₃ ?	Wh + will/shall + (S) + have + V ₃ ?
Present Perfect Continuous	S + have/has + been + V _{ing}	S + have/has + not + been + V _{ing}	Have/Has + S + been + V _{ing} ?	Wh + have/has + (S) + been + V _{ing} ?
Past Perfect Continuous	S + had + been + V _{ing}	S + had + not + been + V _{ing}	Had + S + been + V _{ing} ?	Wh + had + (S) + been + V _{ing} ?
Future Perfect Continuous	S + will/shall + have + been + V _{ing}	S + will/shall + not + have + been + V _{ing}	Will/Shall + S + have + been + V _{ing} ?	Wh + will/shall + (S) + have + been + V _{ing} ?
Future Simple in the Past	S + would/should + V ₁	S + would/should + not + V ₁	Would/Should + S + V ₁ ?	Wh + would/should + (S) + V ₁ ?
Future Continuous in the Past	S + would/should + be + V _{ing}	S + would/should + not + be + V _{ing}	Would/should + S + be + V _{ing} ?	Wh + would/should + (S) + be + V _{ing} ?
Future Perfect in the Past	S + would/should + have + V ₃	S + would/should + not + have + V ₃	Would/Should + S + have + V ₃ ?	Wh + would/should + (S) + have + V ₃ ?
Future Perfect Continuous in the Past	S + would/should + have + been + V _{ing}	S + would/should + not + have + been + V _{ing}	Would/Should + S + have + been + V _{ing} ?	Wh + would/should + (S) + have + been + V _{ing} ?
II. PASSIVE VOICE – MAJHUL NISBAT				
Present Simple	S + am/is/are + V ₃	S + am/is/are + not + V ₃	Am/Is/Are + S + V ₃ ?	Wh + am/is/are + (S) + V ₃ ?
Past Simple	S + was/were + V ₃	S + was/were + not + V ₃	Was/Were + S + V ₃ ?	Wh + was/were + (S) + V ₃ ?
Future Simple	S + will/shall + be + V ₃	S + will/shall + not + be + V ₃	Will/Shall + S + be + V ₃ ?	Wh + will/shall + (S) + be + V ₃ ?
Present Continuous	S + am/is/are + being + V ₃	S + am/is/are + not + being + V ₃	Am/Is/Are + S + being + V ₃ ?	Wh + am/is/are + (S) + being + V ₃ ?
Past Continuous	S + was/were + being + V ₃	S + was/were + not + being + V ₃	Was/Were + S + being + V ₃ ?	Wh + was/were + (S) + being + V ₃ ?
Future Continuous				
Present Perfect	S + have/has + been + V ₃	S + have/has + not + been + V ₃	Have/Has + S + been + V ₃ ?	Wh + have/has + (S) + been + V ₃ ?
Past Perfect	S + had + been + V ₃	S + had + not + been + V ₃	Had + S + been + V ₃ ?	Wh + had + (S) + been + V ₃ ?
Future Perfect	S + will/shall + have + been + V ₃	S + will/shall + not + have + been + V ₃	Will/Shall + S + have + been + V ₃ ?	Wh + will/shall + (S) + have + been + V ₃ ?
Present Perfect Continuous				
Past Perfect Continuous				
Future Perfect Continuous				
Future Simple in the Past	S + would/should + be + V ₃	S + would/should + not + be + V ₃	Would/Should + S + be + V ₃ ?	Wh + would/should + (S) + be + V ₃ ?
Future Continuous in the Past				
Future Perfect in the Past	S + would/should + have + been + V ₃	S + would/should + not + have + been + V ₃	Would/Should + S + have + been + V ₃ ?	Wh + would/should + (S) + have + been + V ₃ ?
Future Perfect Continuous in the Past				

SUBJECT-VERB AGREEMENT
(EGA VA KESIM MOSLASHUVI)

➤ **Qoida 1:**

Ingliz tilida ega va kesim gapda har doim shaxs va sonda moslashishi shart.

Masalan: *She lives in China. More people live in Asia than in any other continent.*

➤ **Qoida 2:**

Murakkab ega qatnashgan gaplarda kesim murakkab ega tarkibidagi asosiy ot bilan shaxs va sonda moslashadi.

Masalan: *Many leading members of the opposition party have tried to justify the decision. The only excuse that he gave for his actions was that he was tired.*

Yuqorida keltirilgan misollarning tagi chizilgan qismi gapning egasi, "members" va "excuse" so'zlari esa asosiy otdir.

➤ **Qoida 3:**

Agar gapning egasi kesimdan keyin kelsa ham, kesim gapning egasiga moslashishi shart.

Masalan: *Among the people invited was the mayor. Displayed on the board were the exam results.*

➤ **Qoida 4:**

Agar gapning egasi fe'ldan boshlansa, bunday gapning kesimi har doim birlikda bo'ladi.

Masalan: *To keep these young people in prison is inhuman. Having overall responsibility for the course means that I have a lot of meetings.*

➤ **Qoida 5:**

Agar gapning egasi "what" li birlikma bilan ifodalangan bo'lsa va asosiy ot birlikda bo'lsa, birlik kesim ishlatiladi.

Masalan: *What worries us is the poor selection process (Bizni xavotirga soladigan narsa - bu yomon saylov jarayoni).*

➤ **Izoh:**

Yuqorida keltirilgan misolning tagi chizilgan qismi gapning egasi, "process" so'zi esa asosiy ot hisoblanadi. Agar gapning egasi "what" li birlikma bilan ifodalangan bo'lsa va asosiy ot ko'plikda bo'lsa, birlik yoki ko'plik kesim ishlatilishi mumkin. Rasmiy holatlarda ko'plik kesim ishlatilishi afzalroqdir.

Masalan: *What is needed are additional resources. (Kerakli narsa - bu qo'shimcha manbaalar).*

Yuqorida keltirilgan misolning tagi chizilgan qismi gapning egasi, "resources" so'zi esa asosiy ot hisoblanadi.

➤ **Qoida 6:**

Barcha "-s" bilan tugagan atoqli otlar birlik kesim talab qiladi.

Masalan: *The United States has a violent history. The Philippines consists of more than seven hundred islands. The Los Angeles Times lists Derek Jones as the fifth richest man in the world.*

➤ **Qoida 7:**

any of	+ plural noun/pronoun	+ singular yoki plural V (singular V afzalroq)
each of		
either of		
neither of		
none of		

Masalan: *I don't think any of them knows/know where the money is hidden. Neither of the athletes has/have won this year.*

➤ **Qoida 8:**

a/the majority of	+ plural noun/pronoun	+ plural V
a number of		
a lot of		
plenty of		
all (of)		
some (of)		

Masalan: *A number of refugees have been turned back at the border.*

➤ **Istisno:**

the number of	+ plural noun/pronoun	+ singular V
---------------	-----------------------	--------------

Masalan: *The number of books in the library has risen to over five million.*

➤ **Qoida 9:**

one of	+ plural noun/pronoun	+ singular V
each of		
every one of		

Masalan: *One of the reasons I took the job was that I could work from home.*

➤ Qoida 10:

<i>one of</i>	+ plural noun/pronoun	+ who	+ singular yoki plural V (plural V afzalroq)
---------------	-----------------------	-------	---

Masalan: He is *one of those teachers who insist/insists on pupils sitting silently in class.*

➤ Qoida 11:

<i>any of</i>	+ uncountable noun	+ singular V
<i>none of</i>		
<i>the majority of</i>		
<i>a lot of</i>		
<i>plenty of</i>		
<i>all (of)</i>		
<i>some (of)</i>		

Masalan: All the furniture was destroyed in the fire. *None of the equipment appears to be damaged.*

➤ Qoida 12:

<i>every</i> <i>each</i>	+	<i>singular noun</i> <i>noun + and + noun</i>	<i>singular V</i>
-----------------------------	---	--	-------------------

Masalan: *Every room looks over the harbour. Every boy and girl takes part in the activity. Each child has drawn a picture.*

➤ Qoida 13:

<i>everyone</i>	+	<i>singular V</i>
<i>everybody</i>		
<i>everything</i>		
<i>any- (anyone, etc.)</i>		
<i>some- (someone, etc.)</i>		
<i>no- (no one, etc.)</i>		

Masalan: *Practically everyone thinks that Phil should be given the job. No one likes being criticized. If anyone sees Lisa, ask her to call me as soon as possible.*

➤ Qoida 14:

Agar gapda "and" bog'lovchisi bilan bog'langan uyushiq ega qatnashgan bo'lsa, bunday turdagi gaplarning kesimi ko'plikda bo'ladi.

Masalan: *Jean and David are moving back to Australia. Painting and listening to music are my enjoyable activities.*

➤ Qoida 15:

<i>Either ... or ... ("or" dan keyingi otga qarab kesim tanlanadi)</i>
--

Masalan: *Either Nick or Tom is coming tonight. Either Nick or his friends are coming tonight.*

➤ Qoida 16:

<i>Neither ... nor ... ("nor" dan keyingi otga qarab kesim tanlanadi)</i>

Masalan: *Neither Nick nor Tom is coming tonight. Neither Nick nor his friends are coming tonight.*

➤ Izoh:

1.

<i>either</i>	+ singular/plural noun	+ or	+ singular noun	+ singular V
<i>neither</i>		+ nor		

Masalan: *Either the teacher or the principal is to blame for the accident. Neither Jack's friends nor his mother is coming to help him move the furniture tonight.*

2.

<i>either</i>	+ singular/plural noun	+ or	+ plural noun	+ plural V
<i>neither</i>		+ nor		

Masalan: *Either the teacher or the principals are to blame for the accident. Neither Jack's friends nor his parents are coming to help him move the furniture tonight.*

➤ Qoida 17:

"There/how/here/where + be/have" oborotida ot ko'plikda kelsa, bunday gapda ko'plik kesim ishlatiladi, agar birlikda kelsa, birlik kesim ishlatiladi.

Masalan: *Over the last few years there have been many improvements in car safety. There is a white car outside the building. How are your mum and dad these days? Here are the tools you asked for. Where are the children?*

➤ Qoida 18:

Quyidagi otlar doim ko'plikda bo'lib, aksariyatining birlik shakli yo'qdir va doim o'zlaridan keyin ko'plik kesim talab qiladi. Ular gapda "they" olmoshiga tenglashadi va ulardan oldin "these", "those" ko'rsatish olmoshlaridan foydalaniladi.

arms (qurol-yarog'lar)	earnings (ishlab topilgan pul)	people (odamlar)	stairs (zinalar)
belongings (narsalar)	steps (yig'iladigan norvon)	police (politsiya)	surroundings (tevarak-atrof)
clothes (kiyim-kechaklar)	overheads (doimiy xarajatlari)	riches (boylik)	thanks (tashakkurlar)
contents (ichidagi narsalar)	outskirts (shahar chetlari)	savings (jamg'armalar)	tropics (tropik maydonlar)
customs (bojxona)	premises (ko'chmas mulk)	staff (ishchilar)	wits (zukkolik)
congratulations (tabriklar)	particulars (to'liq hisobot)	goods (tovarlar)	wages (ish haqi)

Masalan: *The belongings have been stolen. The goods are packed. These thanks are for you. The company's earnings have increased for the last five years.*

➤ Izoh:

1. "People" so'zi "odamlar" ma'nosini ifodalab kelsa faqat ko'plik kesim bilan ishlatiladi. Agar "xalq" ma'nosini ifodalab kelsa birlik kesim bilan ham, ko'plik kesim bilan ham ishlatilishi mumkin.

2. "Whereabouts" so'zi bilan xoh birlik, xoh ko'plik kesim ishlatilishi mumkin.

Masalan: *Police believe that Thomas is in Brazil, although his exact whereabouts are/is unknown.*

➤ Qoida 19:

Barcha "s" harfi bilan tugagan kasallik nomlari sanalmaydigan otlar hisoblanib, birlik kesim talab qiladi.

diabetes (diabet)	shingles (temiratki)	mumps (tepkı)	ricketts (raxit)
rabies (quturish)	bronchitis (bronxit)	measles (qizamiq)	tuberculosis (sil)

Masalan: *Diabetes is dangerous. Rabies is not a curable disease. Tuberculosis is an incurable disease.*

➤ Qoida 20:

Barcha "s" harfi bilan tugaydigan sport turlari sanalmaydigan otlar hisoblanib, birlik kesim talab qiladi.

darts (nayza o'yini)	cards (qarta o'yini)	athletics (atletika)	bowls (boulıng)	gymnastics (gımnastika)
billiards (bilyard)	skittles (kegli)	draughts (shashka)	chess (shaxmat)	...

Masalan: *Billiards is an interesting game. Chess is a very useful game for your brain.*

➤ Qoida 21:

Barcha "ics" harflari bilan tugaydigan fan nomlari sanalmaydigan otlar bo'lib, birlik kesim talab qiladi.

acoustics (akustika)	politics (siyosat)	linguistics (lingvistika)	statistics (statistika)	logistics (logistika)
physics (fizika)	phonetics (fonetika)	mathematics (matematika)	genetics (genetika)	economics (iqtisod)

Masalan: *Physics is my favourite subject. Economics has only recently been recognised as a scientific study.*

➤ Izoh:

1. "Politics" so'zi fan sohasini anglatib kelganda birlik kesim bilan ishlatiladi, "siyosiy qarashlar" ma'nosini anglatib kelganda esa ko'plik kesim bilan ishlatiladi.

Masalan: *Politics is popular at this university. Her politics are bordering on the fascist.*

2. "Statistics" so'zi fan sohasini anglatib kelganda birlik kesim bilan ishlatiladi, "statistik ma'lumotlar" ma'nosini anglatganda esa ko'plik kesim bilan ishlatiladi.

Masalan: *Statistics was always my worst subject. Statistics are able to prove anything you want them to.*

3. "Economics" so'zi fan sohasini anglatib kelganda birlik kesim bilan ishlatiladi, "iqtisodiy tizimlar" ma'nosini anglatganda esa ko'plik kesim bilan ishlatiladi.

Masalan: *Economics has only recently been recognised as a scientific study. The economics behind their policies are unreasonable.*

➤ Qoida 22:

Quyidagi so'zlarning birlik va ko'plik shakllari bir xil:

means-vosita	species-tur	series-seriya
--------------	-------------	---------------

Masalan:

SINGULAR	PLURAL
a means of transport	two means of transport
a species of bird	several species of bird
a series of film	a few series of film

➤ Qoida 23:

Ingliz tilida arifmetik amallar doim birlik kesim talab qiladi.

Masalan: *Two and two is four. Three plus four equals to seven.*

➤ Qoida 24:

Barcha pul, vaqt, masofa, og'irlik, uzunlik o'lchov birliklari shaklan ko'plik bo'lsa ham birlik kesim talab qiladi.

Masalan: *Three hundred dollars (soums, pounds) is not enough. Ten seconds (minutes, hours, days, weeks, months, years) is enough to be loved. Five miles/kilometres is a long way to walk. Ten kilos (tonnes) is heavy.*

➤ Istisno:

Yuqoridagi birliklar "there + be" oborotida ko'plikda bo'lsa ko'plik kesim, birlikda bo'lsa birlik kesim bilan ishlatiladi.

Masalan: *There are five miles between my house and yours. There is one dollar left in my wallet.*

➤ Qoida 25:

Agar "per cent" so'zi birlikdagi ot bilan bog'lanib kelsa birlik kesim, ko'plikdagi ot bilan bog'lanib kelsa ko'plik kesim bilan ishlatiladi.

Masalan: *An inflation rate of 2 per cent makes a big difference to exports. I would say that about 50 per cent of the houses need major repairs.*

➤ Izoh:

"Per cent" so'zi jamlovchi otlar bilan kelganda jamlovchi otlar qoidasiga ko'ra yo birlik, yoki ko'plik kesim bilan ishlatiladi.

Masalan: *Some 80 per cent of the electorate is/are expected to vote.*

➤ Qoida 26:

Quyidagi otlar ikki ajralmas qismdan iborat bo'lib, ularning birlik shakli mavjud bo'lmay, har doim ko'plik kesim talab qiladi. Ular gapda "they" olmoshiga tenglashadi va ulardan oldin "these", "those" ko'rsatish olmoshlaridan foydalaniladi.

<i>scissors (qaychi)</i>	<i>tongs (qisqich)</i>	<i>shorts (shortik)</i>	<i>tights (kolgoiki)</i>	<i>pincers (qisqich)</i>
<i>jeans (jinsi shim)</i>	<i>binoculars (durban)</i>	<i>pants (shim)</i>	<i>trousers (shim)</i>	<i>knickers (pantalyon)</i>
<i>glasses (ko'zoynak)</i>	<i>shears (tokqaychi)</i>	<i>pliers (ombur)</i>	<i>scales (taroz)</i>	<i>pyjamas (pijama)</i>
<i>spectacles (ko'zoynak)</i>	<i>tweezers (qisqich)</i>

Masalan: *The pants are in the drawer. The pliers were on the table. My jeans cost twenty dollars.*

➤ Izoh:

1. Bunday otlarni sanash uchun "pair of" birikmasidan foydalanamiz.

Masalan: *A pair of glasses is ten dollars. Two pairs of trousers were sixty dollars.*

2. "A pair of" birikmasi bilan birlik kesim ishlatiladi. Lekin nisbiy olmoshli bo'laklar (Relative Clause) tarkibida kelganda ko'plik kesim ishlatilishi mumkin.

Masalan: *A pair of shoes was stolen. He wore a pair of shoes that were given to him by his mother.*

➤ Qoida 27:

"Majority" (ko'pchilik) va "minority" (kamchilik) so'zlari quyidagi struktura bo'yicha qo'llaniladi:

<i>majority of</i>	+ plural noun	+ plural V
<i>minority of</i>		

Masalan: *Majority of girls believe Nick. Minority of boys are coming tonight.*

➤ Izoh: -

Agar "majority" va "minority" so'zlari otlashgan holatda gapda ega vazifasida kelsa, ulardan so'ng birlik kesim ishlatiladi:

<i>majority of</i>	+ plural noun	+ singular V
<i>minority of</i>		

Masalan: *Majority believes Nick. Minority is coming tonight.*

➤ Qoida 28:

Butun millat nomi bilan har doim ko'plik kesim ishlatiladi:

<i>The</i>	+ millat nomi	+ plural V
------------	---------------	------------

Masalan:

<i>The English</i>	<i>The Germans</i>	<i>The Danish</i>	<i>The Americans</i>	<i>The Tajiks</i>
<i>The Spanish</i>	<i>The Russians</i>	<i>The Italians</i>	<i>The Uzbeks</i>	<i>The Iraqi</i>

Masalan: *The English drink black tea. The Chinese have many traditions.*

➤ Izoh:

Butun oila nomi bilan ham har doim ko'plik kesim ishlatiladi:

<i>The</i>	+ oila nomi	+ "-s"	+ plural V
------------	-------------	--------	------------

Masalan: *The Browns, The Shukurovs, The Abdullayevs, etc. The Browns are coming to us tonight. The Shukurovs have a dog.*

➤ Qoida 29:

"As well as", "with", "along ...", "together with", "accompanied by" teng bog'lovchilari "...bilan birga" ma'nosini anglatib, ular bilan bog'langan uyushiq egali gaplarning kesimi shu bog'lovchilardan oldinda turgan otga sonda moslashadi.

Masalan: *My dog, as well as my cats, likes cat food. My dogs, together with my cat, like meat. A woman with a baby in her arm was standing at the gate.*

➤ Qoida 30:

1.

<i>both</i>	<i>+ plural noun</i>	<i>+ plural V</i>
-------------	----------------------	-------------------

Masalan: *Both girls are happy. Both restaurants are expensive. Both children were at home.*

2.

<i>both</i>	<i>+ of</i>	<i>the</i>	<i>+ plural noun</i>	<i>+ plural V</i>
		<i>my</i>		
		<i>these/those</i>		
		<i>us/you/them</i>		

Masalan: *Both of the girls are happy. Both of these children were at home. Both of my cars have been stolen.*

3.

<i>both ... and ...</i>	<i>+ plural V</i>	<i>-ham...ham...</i>
-------------------------	-------------------	----------------------

Masalan: *Both Nick and Tom want to come to the party. Both my mother and my sister are at home.*

➤ Qoida 31:

“Both” yolg‘iz ishlatilganda “ikkala(si)” ma’nosini anglatadi.

Masalan:

A: *Which book would you like?*

B: *Both. They are interesting.*

A: *Which of the examples is correct?*

B: *Both are correct.*

➤ Qoida 32:

Agar ega “who”, “what” kabi so‘zlar yasalgan bo‘lsa kesimi birlikda keladi.

Masalan: *Who has done it? What is standing there?*

➤ Qoida 33:

Agar ega “who”, “which”, “that” kabi nisbiy olmoshlardan yasalgan bo‘lsa, kesim o‘sha olmosh tegishli bo‘lgan ot bilan sonda moslashadi.

Masalan: *The boy who is sitting at the window is my brother. The boys who are sitting at the window are my brothers. The books which/that are lying on the table are mine. Anybody who says that is mistaken.*

➤ Qoida 34:

Agar “all” so‘zi “hamma narsa” ma’nosida ega bo‘lib kelsa kesimi birlikda bo‘ladi.

Masalan: *All is understandable.*

➤ Izoh:

Agar “all” so‘zi “hamma” (kishilarga nisbatan) ma’nosida ega bo‘lib kelsa, kesimi ko‘plikda bo‘ladi.

Masalan: *All were of the same opinion.*

➤ Qoida 35:

Agar “there is/are” iborasidan keyin bir nechta ega bo‘lsa, kesim ularning birinchisi bilan moslashadi.

Masalan: *There is a lamp, an inkpot and some pencils on the table. There were two girls and a boy in the room.*

CAUSATIVE
(ORTTIRMA NISBAT)

➤ Qoida 1:

Orttirma nisbatning quyidagi ikki strukturalari gap egasi ma’lum bir ish-harakatni aynan o‘zi emas, balki boshqa bir shaxsga qildirganligini ifodalaydi va u har qanday zamonda ifodalanishi mumkin:

<i>have</i>	<i>+ something</i>	<i>+ V₃</i>	<i>-qildirmoq</i>
<i>get</i>			
<i>make</i>			

Masalan: *Nick had the room cleaned last week. Jack is getting his car repaired now. Jack has recently had his car repaired. Jack will get the letter typed tomorrow. When are you going to have your room repaired? How often do you have your car serviced? When did you get your hair cut? I think you should get that coat cleaned. When I came home, Jack was having the meal cooked. I had had my room cleaned by 5 o’clock yesterday.*

A: *Did you repair your car?*

B: *No, I got it repaired.*

A: *Did you have your curtains made?*

B: *No, I made them myself.*

➤ Izoh:

Ba'zan yuqoridagi struktura o'zimiz kutmagan yoki xohlamagan holda bizga biro r hodisa sodir bo'lishini ham ifodalaydi. Masalan: *Paul and Karen had their bags stolen while they were travelling. Gary had his nose broken in a fight. Have you ever had your bike stolen?*

➤ Qoida 2:

<i>have</i>	+ <i>somebody</i>	+ <i>V₃</i>	- <i>qildirmoq</i>
-------------	-------------------	------------------------	--------------------

Masalan: *I will have you penalized. The lecturer had the student expelled. She promised to have her enemies killed.*

➤ Qoida 3:

<i>have</i>	+ <i>somebody</i> +	<i>do</i>	+ <i>something</i>	- <i>birovga qildirmoq</i>
<i>get</i>		<i>to do</i>		
<i>make</i>		<i>do</i>		

Masalan: *I am having Nick clean the room. I got Tom to repair my car yesterday. My father made me sleep early last night. They are going to have Susi send the letter. Our teacher always gets us to write all the exercises.*

**DIRECT AND REPORTED SPEECH
(KO'CHIRMA VA O'ZLASHTIRMA GAP)**

➤ Qoida 1:

O'zgalarning hech o'zgarishsiz berilgan gapiga *ko'chirma gap* deyiladi. Ko'chirma gaplar qo'shtirnoq ichida beriladi. Masalan: *She said "I want to go home"*

➤ Qoida 2:

O'zlashtirma gap deb, o'zgalarning shakli o'zgartirilib, mazmuni ifodalangan gapiga aytiladi. Masalan: *She said that she wanted to go home.*

➤ Qoida 3:

Ko'chirma gap ichida uch turdagi gap bo'lishi mumkin:

1. Darak gap	2. So'roq gap	3. Buyruq-istak maylidagi gap
--------------	---------------	-------------------------------

➤ Qoida 4:

Ko'chirma gapni o'zlashtirma gapga aylantirishda to'rtta asosiy qoida mavjud:

1. Qo'shtirnoqlar tushirib qoldiriladi.

Masalan: *He says "I will come tomorrow". He says that he will come tomorrow.*

2. Muallif gap kesimi *Present Simple, Present Continuous, Present Perfect* va *Future Simple* zamonlarida bo'lsa, ko'chirma gapdagi zamon o'zlashtirma gapga aylantirilganda o'zgarmaydi.

Masalan: *He says "I will come tomorrow". He says that he will come tomorrow. He has said "My parents know English well". He has said that his parents know English well. She will say "I often watch TV". She will say that she often watches TV.*

3. Muallif gap kesimi *Past* zamonlar (*Past Simple, Past Continuous, Past Perfect, Past Perfect Continuous, etc.*) da bo'lsa, ko'chirma gapdagi zamon bitta zamon orqaga qaytadi:

KO'CHIRMA GAPDA	O'ZLASHTIRMA GAPDA
<i>am/is/are</i>	- <i>was/were</i>
<i>was/were</i>	- <i>had been</i>
<i>Present Simple</i>	- <i>Past Simple</i>
<i>Present Continuous</i>	- <i>Past Continuous</i>
<i>Present Perfect</i>	- <i>Past Perfect</i>
<i>Present Perfect Continuous</i>	- <i>Past Perfect Continuous</i>
<i>Past Simple</i>	- <i>Past Perfect</i>
<i>Past Continuous</i>	- <i>Past Perfect Continuous</i>
<i>Past Perfect</i>	- <i>Past Perfect</i>
<i>Past Perfect Continuous</i>	- <i>Past Perfect Continuous</i>
<i>shall/will</i>	- <i>should/would</i>
<i>should/would</i>	- <i>should/would</i>

KO'CHIRMA GAPDA	O'ZLASHTIRMA GAPDA
MODAL FE'LLAR	
<i>can</i>	<i>-could</i>
<i>could</i>	<i>-could</i>
<i>may</i>	<i>-might</i>
<i>might</i>	<i>-might</i>
<i>should/ought to</i>	<i>-should/ought to</i>
<i>have to/has to</i>	<i>-had to</i>
<i>had to</i>	<i>-had to</i>
<i>must</i>	<i>-had to (ehtiyoj)</i>
<i>must</i>	<i>-must (buyruq "you" ga)</i>

Masalan:

He said "You **must** study hard". He said that I **must** study hard.

He said "I **must** go home". He said that he **had to** go home.

➤ **Izoh:**

Agar ko'chirma gap doimiy faktni ifodalasa, bunday gaplarni o'zlashtirma gapga aylantirganda zamon o'zgarishi ham, o'zgarishligi ham mumkin.

Masalan:

He said "New York is bigger than London".

He said that New York **is/was** bigger than London.

4. Ko'chirma gapni o'zlashtirma gapga aylantirganda olmoshlar doim o'zgaradi, ammo ko'rsatish olmoshlari va o'rin-payt ravishlari faqat muallif gapi o'tgan zamonda bo'lsagina o'zgaradi.

a) o'rin-payt ravishlarining o'zgarishi:

KO'CHIRMA GAPDA	O'ZLASHTIRMA GAPDA
<i>now</i>	<i>-then</i>
<i>immediately</i>	<i>-then</i>
<i>after</i>	<i>-later</i>
<i>today</i>	<i>-that day</i>
<i>here</i>	<i>-there</i>
<i>ago</i>	<i>-before, earlier</i>
<i>yesterday</i>	<i>-the day before</i>
<i>the day before yesterday</i>	<i>-two days before</i>
<i>tomorrow</i>	<i>-the next day, the following day, the day after</i>
<i>the day after tomorrow</i>	<i>-two days later</i>
<i>last...</i>	<i>...before</i>
<i>next...</i>	<i>-the next..., the following...</i>

Masalan:

He said "I am playing football **now**". He said that he was playing football **then**.

You said "I had my hair cut **yesterday**". You said that you had had your hair cut **the day before**.

b) kishilik olmoshlarining o'zgarishi:

KO'CHIRMA GAPDA	O'ZLASHTIRMA GAPDA
<i>I</i>	<i>-he, she</i>
<i>I</i>	<i>-I (muallif "I" bo'lsa)</i>
<i>he, she, it</i>	<i>-he, she, it</i>
<i>we</i>	<i>-they</i>
<i>you</i>	<i>-I, we</i>
<i>you</i>	<i>-you (muallif "you" bo'lsa)</i>
<i>we</i>	<i>-we (muallif "we" bo'lsa)</i>
<i>they</i>	<i>-they</i>

Masalan:

She said "I want to enter the university". She said that **she** wanted to enter the university.

He says "You will come tomorrow". He says that **I** will come tomorrow.

c) ko'rsatish olmoshlarining o'zgarishi:

KO'CHIRMA GAPDA	O'ZLASHTIRMA GAPDA
<i>this</i>	<i>-that</i>
<i>these</i>	<i>-those</i>

Masalan:

They said "This car is not ours". They said that that car was not theirs.

We said "These days we are working hard". We said that those days we were working hard.

➤ Qoida 5:

Agar ko'chirma gap darak gap bilan ifodalangan bo'lsa, uni o'zlashtirma gapga aylantirish uchun quyidagi qoidalariga amal qilamiz:

1. Muallif gap bilan ko'chirma gapni bog'lab, o'zlashtirma gapga aylantirish uchun "that" bog'lovchisidan foydalanamiz.

Masalan:

He said "I am playing football now"

He said that he was playing football then.

2. To'rtinchi qoidaning to'rtta ichki qoidalariga amal qilamiz.

KO'CHIRMA GAP	O'ZLASHTIRMA GAP
<i>"I am buying a new car next week".</i>	<i>He says that he is buying a new car next week. He said that he was buying a new car the next week.</i>
<i>"I'll be using this car this week".</i>	<i>He says that he will be using this car this week. He said that he would be using that car that week.</i>
<i>"Our sister hasn't written lately".</i>	<i>They tell us that their sister hasn't written lately. They told us that their sister hadn't written lately.</i>
<i>"We have been waiting for hours".</i>	<i>They complain that they have been waiting for hours. They complained that they had been waiting for hours.</i>
<i>"My brother lived here".</i>	<i>He informs us that his brother lived here. He informed us that his brother had lived there.</i>
<i>Tom "I saw her a week ago".</i>	<i>Tom says that he saw her a week ago. Tom said that he had seen her a week before.</i>
<i>He says "I will come tomorrow".</i>	<i>He says that he will come tomorrow. He said that he would come the next day.</i>
<i>Judy says "I can't come on Monday".</i>	<i>Judy says that she can't come on Monday. Judy said that she couldn't come on Monday.</i>
<i>Judy says "I want to go away, but I don't know where to go".</i>	<i>Judy says that she wants to go away, but she doesn't know where to go. Judy said that she wanted to go away, but she didn't know where to go.</i>
<i>He has said "My brother returned home yesterday".</i>	<i>He has said that his brother returned home yesterday. He said that his brother had returned home the day before.</i>
<i>Ann said "I must go now".</i>	<i>Ann says that she must go now. Ann said that she had to go then.</i>
<i>John said to Nick "You must be quick".</i>	<i>John tells Nick that he must be quick. John told Nick that he must be quick.</i>

➤ Izoh:

O'tgan zamonda ifodalangan ko'chirma gapda konkret vaqt ko'rsatkichlari ishlatilganda zamon o'zgarishi bo'lmaydi.

<i>in 1990</i>	<i>on Monday</i>	<i>in June</i>	<i>in the 19th century</i>
----------------	------------------	----------------	---------------------------------------

Masalan: *He said "My grandfather died in 1989". He said that his grandfather died in 1989.*

➤ Qoida 6:

"Say" va "tell" so'zlarining ishlatilishdagi farqi:

a) "say + (that)" -demoq

Masalan: *What did he say? He said that he was ill.*

b) "say + to + sb (that)" -birovga demoq

Masalan: *What did you say to me? He said to me that he was ill.*

c) "tell + object" -aytmoq

Masalan: *What did you tell the police?*

d) "tell + that" ("tell" dan keyin "that" kelmaydi)

Masalan: *He told me that he was ill. (not He told that he was ill)*

e) "tell to sb + (that)"

Masalan: *He told me that he was ill. (not He told to me he was ill)*

➤ **Izoh:**

Ba'zi iboralar:

<i>say hello (salomlashmoq)</i>	<i>tell the truth (rostini aytmoq)</i>	<i>tell a story (hikoya aytmoq)</i>	<i>tell the time (vaqtni aytmoq)</i>
<i>say goodbye (xayrlashmoq)</i>	<i>tell a lie (yolg'on gapirmoq)</i>	<i>tell a secret (sir aytmoq)</i>	...

Masalan: *Could you tell the time, please? She didn't want to tell a lie. "Say hello to your parents" he said to me.*

➤ **Qoida 7:**

So'roq gaplar bilan ifodalangan ko'chirma gaplarni o'zlashtirma gapga aylantirish holatida ko'chirma gaplar tarkibida ikki turdagi so'roq gaplar bo'lishi mumkin:

1. "Am", "is", "are", "was", "were", "shall", "will", "should", "would", "have", "has", "had", "do", "does", "did", "can", "could", "may", "might", "should", "must" yordamchi va modal fe'llar bilan boshlangan umumiy so'roq gaplar;
2. "Who", "what", "which", "when", "where", "why", "whom", "whose", "how", "how many", "how much", "how long", "how well" so'roq olmoshlari bilan boshlanadigan maxsus so'roq gaplar.

➤ **Qoida 8:**

Umumiy so'roq gapli ko'chirma gaplarni o'zlashtirma gapga aylantirish qoidalari:

1. So'roq gap tartibini darak gap tartibiga aylantiramiz. Bunda "ask", "request", "wonder", "enquire", "want to know" kabi fe'l va fe'lli birikmalar muallif gapi kesimi bo'lib kelishi mumkin;
2. Bog'lovchi vasifasini "if", "whether" (-mi) o'taydi;

3. To'rtinchi qoidaning to'rtta ichki qoidalariga amal qilamiz.

➤ **Izoh:**

O'zlashtirma gapda "do", "does", "did" ishlatilmaydi.

Masalan:

KO'CHIRMA GAP	O'ZLASHTIRMA GAP
"Does he have to stay here?"	<i>He asks me whether he has to stay here. He asked me if he had to stay there.</i>
"Does Jack live here?"	<i>He enquires if Jack lives here. He enquired whether Jack lived there.</i>
"Can you play this guitar?"	<i>He wonders if I can play this guitar. He wondered whether I could play that guitar.</i>
"May I use your book?"	<i>She asks me if she may use my book. She asked me whether she might use my book.</i>
"Will you come tomorrow?"	<i>He asks me if I shall come tomorrow. He asked me whether I should come the next day.</i>
"Did you phone me yesterday?"	<i>He wonders whether I phoned him yesterday. He wondered if I had phoned him the day before.</i>
"Is Ali playing now?"	<i>He wonders whether Ali is playing now. He wondered if Ali was playing then.</i>
"Are you British?"	<i>He wants to know whether I am British. He wanted to know if I was British.</i>
"Did you come by train?"	<i>He has asked her whether she came by train. He asked her if she had come by train.</i>

➤ **Qoida 9:**

Maxsus so'roq gapli ko'chirma gaplarni o'zlashtirma gapga aylantirish qoidalari:

1. So'roq gap tartibini darak gap tartibiga aylantiramiz;
2. Bog'lovchi vasifasini "wh" o'taydi;

3. To'rtinchi qoidaning to'rtta ichki qoidalariga amal qilamiz.

➤ **Izoh:**

1. O'zlashtirma gapda "do", "does", "did" ishlatilmaydi.

Masalan:

KO'CHIRMA GAP	O'ZLASHTIRMA GAP
"Who is that woman?"	<i>She asks me who that woman is. She asked me who that woman was.</i>
"Why did Ann leave early?"	<i>He asks me why Ann left early. He asked me why Ann had left early.</i>
"Where have the tourists gone?"	<i>They want to know where the tourists have gone. They wanted to know where the tourists had gone.</i>

2. Quyidagi birikmalardan keyin gap ba'zan savol ma'nosida bo'lsa ham darak gap tartibida keladi:

Do you know	+ wh/how	+ S + V
I (don't) know		
I can (not) remember		
Could/Can you tell me		
Can you explain		
I wonder		
Do you have any idea		

Masalan: *Do you know where the nearest hotel is? I know who stole the money. She cannot remember where her laptop is. Could you tell me what the time is? Can you explain how the accident happened?*

➤ Qoida 10:

Buyruq maylidagi gaplar bilan ifodalangan ko'chirma gapli qo'shma gaplarni o'zlashtirma gapga aylantirish holatida buyruq maylidagi gaplar ikkiga bo'linadi:

1. Bo'lishli buyruq maylidagi gaplar ("V₁" bilan boshlanadi);

Masalan: *The doctor said "Stop smoking".*

2. Bo'lishsiz buyruq maylidagi gaplar ("Don't + V₁" bilan boshlanadi).

Masalan: *The man said "Don't move".*

➤ Izoh:

Buyruq maylidagi gaplarni o'zlashtirma gapga aylantirganda quyidagi fe'llar ishlatilishi mumkin:

<i>command</i> (buyurmoq)	<i>ask</i> (so'ramoq)	<i>warn</i> (ogohlantirmoq)	<i>forbid</i> (taqiqlamoq)
<i>tell</i> (aytmoq)	<i>order</i> (buyurmoq)	<i>advise</i> (maslahat bermoq)	...

➤ Qoida 11:

Bo'lishli buyruq maylidagi ko'chirma gapli qo'shma gaplarni o'zlashtirma gapga aylantirish.

Ko'chirma gapda "to infinitive" bilan boshlangan bo'lishli buyruq gap bo'lsa, muallif gapining kesimi qaysi zamonda bo'lishidan qat'iy nazar, uni o'zlashtirma gapga aylantirishda "to infinitive" ni "to infinitive" ga almashtiramiz.

Masalan:

Doctors say "Stop smoking". Doctors tell us to stop smoking.

"Get out of the car". Jack told me to get out of the car.

"Can you, please, bring some water from the kitchen". John asked me to bring some water from the kitchen.

"Phone me at 5, I shan't be sleeping" said Bob. Bob asked me to phone at 5, he wouldn't be sleeping.

"Put on your coat, it is raining outside" said mother. Mother advised me to put on my coat, it was raining outside.

➤ Qoida 12:

Bo'lishsiz buyruq maylidagi ko'chirma gapli qo'shma gaplarni o'zlashtirma gapga aylantirish.

Ko'chirma gapda "don't + to infinitive" bilan boshlangan bo'lishsiz buyruq gap bo'lsa, muallif gapining kesimi qaysi zamonda bo'lishidan qat'iy nazar, uni o'zlashtirma gapga aylantirish uchun "not + to infinitive" ga almashtiramiz.

Masalan:

The man says "Don't move". The man says not to move.

"Don't smoke here" said Bob. Bob said not to smoke there.

"Don't make a noise, the child is sleeping" said my mother. My mother warned us not to make a noise, the child was sleeping.

➤ Izoh:

KO'CHIRMA GAP	O'ZLASHTIRMA GAP
<i>Don't to infinitive ... or ... to infinitive</i>	<i>Neither to infinitive... nor ... to infinitive</i>

Masalan: *"Don't go out or make a noise". He asked me neither to go out nor make a noise.*

➤ Qoida 13:

Umid, niyat, va'da va tahdid ko'rsatishda quyidagi fe'llarni muallif gap kesimi qilib quyidagicha foydalanamiz:

<i>hope</i> (umid qilmoq)	<i>promise</i> (va'da bermoq)	<i>threaten</i> (tahdid qilmoq)
<i>guarantee</i> (kafolat bermoq)	<i>swear</i> (qasam ichmoq)	...

Masalan:

"I shall pay the money tomorrow"

He promises that he will pay the money tomorrow.

He promises to pay the money tomorrow.

He promised that he would pay the money the next day.

He promised to pay the money the next day.

➤ Qoida 14:

Biror narsani so'rash yoki iltimos qilish ma'nosidagi ko'chirma gaplarni o'zlashtirma gapga aylantirishda asosan quyidagi "ask for + object" strukturasidan foydalaniladi.

Masalan: *Bob: "Can I have an apple, please?" Bob asked for an apple.*

CONDITIONALS
(SHART ERGASH GAPLAR)

➤ **Qoida 1:**

Shart ergash gaplar “if”, “unless”, “providing that”, “provided that”, “on condition that”, “as long as”, “so long as” kabi shart bog‘lovchilari bilan hosil qilinadigan ergash gaplardir.

<i>if</i>	-agar ... sa
<i>supposing (that)/supposed (that)</i>	-faraz qilaylik
<i>unless (= if ... not) / (= only ... if)</i> (asosan, real gaplarda ishlatiladi)	-agar ... masa (o‘zi inkor bo‘lib “unless” qismida inkor olmaydi)
<i>providing (that)/provided (that)/on condition (that)</i> <i>as long as/so long as</i> (asosan, real gaplarda ishlatiladi)	-sharti bilan, modomiki

➤ **Qoida 2:**

Shart ergash gaplarda harakatlar ikkiga bo‘linadi:

1. Real harakatlar (Haqiqatda sodir bo‘lishi mumkin) Masalan: <i>If you don’t hurry, you will miss the train.</i>	2. Noreal harakatlar (Haqiqatda sodir bo‘lishi mumkin emas) Masalan: <i>Nick is ill. If he weren’t ill, he might come to school.</i>
---	--

➤ **Izoh:**

Shart ergash gaplarning uchta asosiy tiplari mavjud bo‘lib, har bir tip yana ikki yoki uchta strukturadan tashkil topadi.

FIRST TYPE
(BIRINCHI TIP)

➤ **Qoida 1:**

Birinchi tip shart ergash gaplar real harakatlarni ifodalab, u hozirgi va kelasi zamonga nisbatan ishlatiladi. Birinchi tip shart ergash gaplari quyidagi uchta strukturani o‘z ichiga oladi:

1.

ERGASH GAP (SHART QISM)		BOSH GAP (NATIJA QISM)		
<i>if</i>	+ S + V ₁ ,	S +	<i>shall</i>	+ V ₁ (real, kelasi zamon)
<i>unless</i>			<i>will</i>	
			<i>can</i>	
			<i>may</i>	
...			<i>must</i>	

Masalan: *If you don’t hurry, you’ll miss the train. Unless you hurry, you’ll miss the train. If you don’t leave, I’ll call the police. If I see Jack tomorrow, I’ll tell him about it. Providing that you study hard, you can enter the university. You’ll be ill unless you stop smoking. You won’t understand English unless you study grammar hard. She’ll only go to sleep, if you tell her a story.*

2.

ERGASH GAP (SHART QISM)		BOSH GAP (NATIJA QISM)	
<i>if</i>	+ S + V ₁ ,	S + V ₁ (real, odatiy, takroriy, fakt harakat, hozirgi zamon)	
<i>unless</i>			
...			

Masalan: *If I don’t have my classes on Monday mornings, I usually walk to school. If Dr. Brown is free on Sundays, he always visits his patients. If you heat ice, it melts. If you freeze water, it becomes solid. If you mix red and blue, you get purple.*

3.

ERGASH GAP (SHART QISM)		BOSH GAP (NATIJA QISM)	
<i>if</i>	+ S + V ₁ ,	+ V ₁ (real, buyruq maylidagi harakat, kelasi zamon)	
<i>unless</i>			
...			

Masalan: *If you see Jack tomorrow, give this book to him. If Tom phones, tell him to meet me at the cinema. Ask your teacher if you don’t understand the rule. If you want to be a friend, never borrow, never lend. If the bank doesn’t listen to your problems, say that you are going to move your account. Taste the soup and add salt and pepper if (it is) necessary.*

➤ **Qoida 2:**

Shart ergash gapli qo‘shma gaplarning shart qismida “will”, “shall”, “would”, “should” ishlatilmaydi. Faqat quyidagi holatlarda ishlatilishi mumkin:

1. Birinchi tipda ergash gap qismida ba‘zan “would”, “should” ishlatilishi mumkin, lekin u tarjimaga ta‘sir etmaydi. Faqatgina u “marhamat”, “iltimos” ohangini beradi.

Masalan: *If you should return me the files on time, I’ll send them tomorrow. If you would ask for money, I could give you some.*

2. Kelasi zamonga taalluqli shart ergash gaplarning shart qismida *Present Simple* o'rnida "should", "were + to + V₁", "might", "could" yoki "happen to" ishlatilishi ham mumkin. U shart-sharoitning yuzaga chiqish ehtimolligi juda kamligini ifodalab, "mabodo" ma'nosini beradi.

Masalan: *If he should come, I shall ask him to wait. If need should arise, we shall communicate with you again.*

3. Ra'zan shart ergash gaplarning ikkala - shart yoki natija qismida "should" ishlatilishi mumkin. Bu esa o'tgan zamoni emas, balki kelasi zamoni ifodalaydi.

Masalan: *If we all should set to, we should be able to finish the job in a day. If I should see him tomorrow, I should ask him about it. If I were to see him tomorrow, I should ask him about it.*

4. Shart ergash gaplarning shart qismida ba'zan "will + V₁" yoki "would + V₁" ishlatilishi mumkin. Biroq bu yerda "will", "would" yordamchi fe'l bo'lib kelmaydi, balki iltimosni ifodalaydi.

Masalan:

We shall be grateful if you will send us your catalogue./We should be grateful if you would send us your catalogue.

I shall be obliged if you will treat it as strictly confidential./I should be obliged if you would treat it as strictly confidential.

5. "If" so'zi shart ergash gapli qo'shma gaplarda ishlatilishidan tashqari, to'ldiruvchi ergash gapli qo'shma gaplarda bog'lovchi vazifasini bajarib, "whether" bog'lovchisi kabi "-mi" ma'nosida keladi. Bu holatda uning orqasidan "shall", "will", "should", "would" kelishi mumkin.

Masalan: *I don't know if/whether Jack will come tomorrow. Tell me if/whether you will phone me tonight.*

6. "Assuming (that)" - taxmin qilib, hisoblab, mumkinligini o'ylab

Masalan: *Assuming (that) you are right, we should turn left here.*

SECOND TYPE (IKKINCHI TIP)

➤ Qoida 1:

Shart ergash gaplarning ikkinchi tipi noreal harakatlarni ifodalab, hozirgi va kelasi zamonga nisbatan ishlatiladi. Shart ergash gaplarning ikkinchi tipi quyidagi ikki struktura asosida ifodalanadi:

1.

ERGASH GAP (SHART QISM)		BOSH GAP (NATIJA QISM)		
if	+ S + V ₂ ,	S +	should	+ V ₁ (noreal, hozirgi va kelasi zamon, istak, orzu)
...			would	
			could	
			might	

➤ Izoh:

a) ikkinchi tipning shart qismida "to be" fe'lining asosan "were" shakli ishlatiladi ("was" ham ishlatilishi mumkin).

Masalan: *I'm not hungry. If I were hungry, I could eat a horse. Nick is ill. If Nick were not ill, he might come to school. Mr Brown can't come today. If Mr Brown could come today, I would be happy. John isn't at home now. John would open the door if he were at home now. He doesn't understand English. If he understood English, he could do the exercises.*

b) agar biz haqiqatda sodir bo'lgan voqea-hodisa yoki ish-harakat haqida gapirmoqchi bo'lsak "if... not" ni ishlatamiz. Bu holatda "unless" ishlatilmaydi.

Masalan: *I would go out if it was not raining (but it is raining).*

2. Hozirgi va kelasi zamonga nisbatan noreal ish-harakatning natija qismida davomiylikni ifodalash:

ERGASH GAP (SHART QISM)		BOSH GAP (NATIJA QISM)		
if	+ S + V ₂ ,	S +	should	+ be + V _{ing}
...			would	
			could	
			might	

Masalan: *If I were a millionaire, I wouldn't be doing this job. I would be working in Italy if I knew Italian.*

➤ Izoh:

"Could" ba'zida "would be able to", ba'zida esa "was/were able to" ma'nolarini anglatib kelishi mumkin.

Masalan: *She could get (=she would be able to get) a better job if she could speak (=if she was able to speak) English. We wish we could help (we were able to help) you. We could go (=would be able to go) away, if we had enough money. I don't know how you work so hard. I couldn't do (=wouldn't be able to do) it.*

➤ Qoida 2:

If I were ... -o'rnida bo'lsam edi

Masalan: *If I were a plant, I would love the rain. If I were the Queen of England, I would help the poor. If I were you, I would give up smoking.*

➤ Izoh:

“But” va “unfortunately” soʻzlaridan keyin *Present* zamon kelsa, undan oldin ikkinchi tip ishlatiladi.

Masalan: *If she knew English, she would speak to me, but she doesn't. I would visit him if I had time, unfortunately I don't. He would show me how to play if he knew how to do it, unfortunately he doesn't.*

THIRD TYPE
(UCHINCHI TIP)

➤ Qoida 1:

Shart ergash gaplarning uchinchi tipi ham noreal harakatlarni ifodalab, u faqat oʻtgan zamonga nisbatan ishlatiladi va quyidagi ikki struktura asosida ifodalanadi:

1.

ERGASH GAP (SHART QISM)		BOSH GAP (NATIJA QISM)		
<i>if</i>	<i>S + had + V₃,</i>	<i>S +</i>	<i>should</i>	<i>+ have + V₃</i>
...			<i>would</i>	
			<i>could</i>	
			<i>might</i>	

Masalan: *Nick failed the exam. If he had worked harder, he would have passed the exam. John was ill. If he had been better, he would have come to the party. He lost his money. He would have bought something to eat if he hadn't lost his money. If she had known you were at home, she'd have visited you. If they had had a better goalkeeper, they wouldn't have lost the match.*

➤ Izoh:

“But” va “unfortunately” soʻzlaridan keyin *Past* zamon kelsa, undan oldin uchinchi tip ishlatiladi.

Masalan: *I would have gone out if I hadn't been so tired but I was. If I had had a camera, I would have taken some photographs, unfortunately I didn't.*

2. Oʻtgan zamonga nisbatan noreal ish-harakatning natija qismida davomiylikni ifodalash:

ERGASH GAP (SHART QISM)		BOSH GAP (NATIJA QISM)		
<i>If</i>	<i>+ S + had + V₃,</i>	<i>S +</i>	<i>should</i>	<i>+ have + been + V_{ing}</i>
...			<i>would</i>	
			<i>could</i>	
			<i>might</i>	

Masalan: *If I had had a ball, I would have been playing football all day long.*

➤ Izoh:

a) agar biz haqiqatda sodir boʻlgan voqea-hodisa yoki ish-harakat haqida gapirmoqchi boʻlsak “if... not” ni ishlatamiz. Bunday holatda “unless” ishlatilmaydi.

Masalan: *If he had not tripped, he would have won (but he did trip).*

b) “but for” birikmasidan keyin asosan, ot yoki oʻtli birikma keladi. U “if it were not for” yoki “if it had not been for” birikmalariga tenglashib, “boʻlmaganda”, “boʻlmaganda edi” maʼnolarini anglatadi va ular asosan, shart ergash gaplarning uchinchi tipi bilan birgalikda ishlatiladi.

Masalan: *But for these interruptions, the meeting would have finished earlier. The score could have been higher but for some excellent goalkeeping by Simon. I might never have got to university but for you.*

c) shuningdek, “but for” birikmasi “-dan tashqari” maʼnosini ham anglatadi. Bunda “for” tushirib qoldirilishi mumkin.

Masalan: *All was silent but (for) the sound of the wind in the tree.*

MIXED TYPE
(ARALASH TIP)

➤ Qoida 1:

Shart ergash gaplarning aralash tipi ham noreal ish-harakatlarni ifodalab, ikkinchi va uchinchi tiplar shart va natija qismlari yordamida hosil qilinadi. Shart ergash gaplarning aralash tipi quyidagi ikki struktura orqali ifodalanadi:

1. Quyidagi struktura ikkinchi tipning shart qismi va uchinchi tipning natija qismi qoʻshilishi bilan hosil qilinadi:

ERGASH GAP (SHART QISM)		BOSH GAP (NATIJA QISM)		
<i>If</i>	<i>+ S + V₂,</i>	<i>S +</i>	<i>should</i>	<i>+ have + V₃ (shart hozirda, natija oʻtgan zamonda)</i>
...			<i>would</i>	
			<i>could</i>	
			<i>might</i>	

Masalan: *If I knew English, I would have gone to England last week. If I were you, I would have married her long ago. If he weren't a liar, he wouldn't have told a lie to the court then. If he were generous, he'd have helped the poor during the war.*

2. Quyidagi struktura uchinchi tipning shart qismi va ikkinchi tipning natija qismi qo‘shilishi natijasida hosil qilinadi:

ERGASH GAP (SHART QISM)		BOSH GAP (NATIJA QISM)		
<i>if</i>	+ S +had+ V ₃ ,	S +	<i>should</i>	+ V ₁ (shart o‘tgan, natija hozirgi va kelasi zamonda)
...			<i>would</i>	
			<i>could</i>	
			<i>might</i>	

Masalan: *If you had translated the article yesterday, you would show it now. If you had told me to make a plan last week, it could be ready today. If the workers had shipped the goods last month, we would receive them tomorrow. If you had taken these pills yesterday, you would be well now.*

> Izoh:

1. Aralash tipli shart ergash gaplarda ko‘p hollarda qarama-qarshi payt ravishlari ishlatiladi.

Masalan: *If you had taken these pills yesterday, you would be well now. If he knew English now, he would have translated the article without any difficulty then.*

2. Yuqoridagi barcha shart ergash gapli qo‘shma gaplarning shart qismida yoki natija qismida “Continuous” zamoni ham ishlatilishi mumkin.

Masalan: *If it had been raining yesterday, we couldn’t have gone to the park. If Mr Brown had studied well at school, he wouldn’t be working as a blue-collar worker now.*

OMITTING “IF”

(“IF” NING TUSHIRIB QOLDIRILISHI)

> Qoida 1:

Ba‘zan shart ergash gaplarda “if” bog‘lovchisini tushirib, uning o‘rniga undan keyin kelgan “should”, “were”, “could”, “might” va “had” lardan birini egadan oldinga chiqarib ishlatamiz. Bu so‘roq gaplarga o‘xshaydi, lekin ular darakdir.

Masalan:

If you should see Tom tomorrow, tell him about the meeting./Should you see Tom tomorrow, tell him about the meeting.

If I were you, I would go there./Were I you, I would go there.

If I had known about it earlier, I would have told you./Had I known about it earlier, I would have told you.

If I could see him tomorrow, I should tell him about it./Could I see him tomorrow, I should tell him about it.

If something should change, we will call you./Should something change, we will call you.

If I hadn’t got up early this morning, I would have slept more./Hadn’t I got up early..., .../Had I not got up early..., ...

IMPLIED CONDITION

(NAZARDA TUTILGAN SHART ERGASH GAP)

> Qoida 1:

Ba‘zan noreal shart ergash gaplarda gapning shart qismi umuman bo‘lmaydi, faqat natija qismi bo‘ladi. Shart qismi oldin yoki keyin kelgan real gap ichida nazarda tutiladi. Nazarda tutilgan shartni quyidagi strukturalar ifodalaydi:

1. Agar real gap Present zamonda bo‘lsa, uning natija qismi quyidagicha bo‘ladi:

REAL GAP	NATIJA QISM		
<i>Present Tense</i>	S +	<i>should</i>	+ V ₁
		<i>would</i>	
		<i>could</i>	
		<i>might</i>	

Masalan: *Why don’t you come with us? You would spend a good time (=If you came with us, you would spend a good time).*

He doesn’t have much money otherwise he would lend me some (=If he had much money, he would lend me some). He would help me but he is away (=He would help me if he weren’t away).

2. Agar real gap Past zamonda bo‘lsa, uning natija qismi quyidagicha bo‘ladi:

REAL GAP	NATIJA QISM		
<i>Past Tense</i>	S +	<i>should</i>	+ have + V ₃
		<i>would</i>	
		<i>could</i>	
		<i>might</i>	

Masalan: *Why didn’t you come with us? You would have spent a good time (=If you had come with us, you would have spent a good time). He didn’t have much money otherwise he would have lent me some (=If he had had much money, he would have lent me some). He would have helped me but he was away (=He would have helped me if he hadn’t been away).*

2. Quyidagi struktura uchinchi tipning shart qismi va ikkinchi tipning natija qismi qo‘shilishi natijasida hosil qilinadi:

ERGASH GAP (SHART QISM)		BOSH GAP (NATIJA QISM)		
<i>if</i>	+ S +had+ V ₃ ,	S +	<i>should</i>	+ V ₁ (shart o‘tgan, natija hozirgi va kelasi zamonda)
...			<i>would</i>	
			<i>could</i>	
			<i>might</i>	

Masalan: *If you had translated the article yesterday, you would show it now. If you had told me to make a plan last week, it could be ready today. If the workers had shipped the goods last month, we would receive them tomorrow. If you had taken these pills yesterday, you would be well now.*

➤ Izoh:

1. Aralash tipli shart ergash gaplarda ko‘p hollarda qarama-qarshi payt ravishlari ishlatiladi.

Masalan: *If you had taken these pills yesterday, you would be well now. If he knew English now, he would have translated the article without any difficulty then.*

2. Yuqoridagi barcha shart ergash gapli qo‘shma gaplarning shart qismida yoki natija qismida “Continuous” zamoni ham ishlatilishi mumkin.

Masalan: *If it had been raining yesterday, we couldn’t have gone to the park. If Mr Brown had studied well at school, he wouldn’t be working as a blue-collar worker now.*

OMITTING “IF”

(“IF” NING TUSHIRIB QOLDIRILISHI)

➤ Qoida 1:

Ba‘zan shart ergash gaplarda “if” bog‘lovchisini tushirib, uning o‘rniga undan keyin kelgan “should”, “were”, “could”, “might” va “had” lardan birini egadan oldinga chiqarib ishlatamiz. Bu so‘roq gaplarga o‘xshaydi, lekin ular darakdir.

Masalan:

If you should see Tom tomorrow, tell him about the meeting. /Should you see Tom tomorrow, tell him about the meeting.

If I were you, I would go there. /Were I you, I would go there.

If I had known about it earlier, I would have told you. /Had I known about it earlier, I would have told you.

If I could see him tomorrow, I should tell him about it. /Could I see him tomorrow, I should tell him about it.

If something should change, we will call you. /Should something change, we will call you.

If I hadn’t got up early this morning, I would have slept more. /Hadn’t I got up early..., ... /Had I not got up early..., ...

IMPLIED CONDITION

(NAZARDA TUTILGAN SHART ERGASH GAP)

➤ Qoida 1:

Ba‘zan noreal shart ergash gaplarda gapning shart qismi umuman bo‘lmaydi, faqat natija qismi bo‘ladi. Shart qismi oldin yoki keyin kelgan real gap ichida nazarda tutiladi. Nazarda tutilgan shartni quyidagi strukturalar ifodalaydi:

1. Agar real gap *Present* zamonda bo‘lsa, uning natija qismi quyidagicha bo‘ladi:

REAL GAP	NATIJA QISM		
<i>Present Tense</i>	S +	<i>should</i>	+ V ₁
		<i>would</i>	
		<i>could</i>	
		<i>might</i>	

Masalan: *Why don’t you come with us? You would spend a good time (=If you came with us, you would spend a good time).*

He doesn’t have much money otherwise he would lend me some (=If he had much money, he would lend me some). He would help me but he is away (=He would help me if he weren’t away).

2. Agar real gap *Past* zamonda bo‘lsa, uning natija qismi quyidagicha bo‘ladi:

REAL GAP	NATIJA QISM		
<i>Past Tense</i>	S +	<i>should</i>	+ have + V ₃
		<i>would</i>	
		<i>could</i>	
		<i>might</i>	

Masalan: *Why didn’t you come with us? You would have spent a good time (=If you had come with us, you would have spent a good time). He didn’t have much money otherwise he would have lent me some (=If he had had much money, he would have lent me some). He would have helped me but he was away (=He would have helped me if he hadn’t been away).*

➤ Qoida 2:

Ba'zan shart ergash gapli qo'shma gaplarda natija qism umuman bo'lmaydi, faqat shart qismi bo'ladi. Bunday holatda natija taxmin qilinishi mumkin bo'ladi.

Masalan: *Yesterday they had a big party. There were all our old friends. If I had known it before! (Bu yerda shartdan kelib chiqadigan natijani taxmin qilish mumkin: "I should have gone there" (Men u yerga borgan bo'lardim). Why aren't you going to the cinema with your friends? If I were you (If I were you, I would go (Men sening o'rnigida bo'lganimda borardim).)*

➤ Qoida 3:

Ba'zan "if" ning o'rniga "suppose", "supposing", "imagine" (aytaylik, tasavvur qilaylik) so'zlari shart bog'lovchisi sifatida ham ishlatilishi mumkin.

Masalan: *Suppose I were to lower the price by \$ 100. Would you consider buying the car then? I know it looks rather dirty know, but imagine the house were (to be) repainted. It would look a lot more attractive.*

WISH
(ISTAK)

➤ Qoida 1:

Asl ma'nosi "xohlamoq", "tilamoq", "orzu qilmoq" bo'lgan "wish" so'zi kishilarga tilak bildirishda ishlatiladi.

S	+ wish	+ somebody	+ something
---	--------	------------	-------------

Masalan: *I wish you all the best in the future. I saw Mark before the exam and he wished me luck.*

➤ Qoida 2:

"Wish" so'zi "xohlamoq" ma'nosida "would like" so'ziga sinonim bo'lib, u quyidagi struktura asosida ham ishlatiladi:

S	+ wish	+ to infinitive	+ something
---	--------	-----------------	-------------

Masalan: *I wish to make a complaint. If you wish to discuss this matter further, please, do not hesitate to contact me.*

➤ Qoida 3:

Biror narsa sodir bo'lishini tilasak biz "wish" ning o'rniga "hope" so'zini ishlatamiz.

S	+ hope	+ somebody	+ V
---	--------	------------	-----

Masalan: *I hope you have a pleasant stay here. I hope you feel better soon.*

➤ Izoh:

Lekin quyidagi tipdagi gaplarda "wish" ishlatilmaydi: *I wish you feel better soon.*

➤ Qoida 4:

"Wish" so'zi noreal gaplarda istakni bildirib, shart ergash gapning ikkinchi va uchinchi tiplarining shart qismiga tenglashadi. "Wish" li gaplar noreal bo'lib, ularning gapdagi ma'nosi "qani edi", "koshki edi" deb tarjima qilinadi. "Wish" li gaplar uchga - o'tgan zamondagi istak (Past wish), hozirgi zamondagi istak (Present wish) va kelasi zamondagi istak (Future wish) ga bo'linadi. "Wish" li gaplarda fe'ning doim Past shakllari ishlatilib, hech qachon Present va Future shakllari ishlatilmaydi.

PAST WISH
(O'TGAN ZAMONDAGI ISTAK)

➤ Qoida 1:

O'tganda zamondagi istak - Past wish quyidagi struktura yordamida ifodalanadi:

S +	wish(ed) (that) +	+ S +	had	+ V ₃
			could have	

Masalan: *I wish I hadn't come to school yesterday. The teacher wouldn't have punished me. I wished my brother had sent me a letter last week. I would have known about him. I wish I had known Jack was ill. I would have visited him. I wish it had been warmer last week. We could have gone to the park. It is raining. I wish I had taken my coat with me.*

PRESENT WISH
(HOZIRGI ZAMONDAGI ISTAK)

➤ Qoida 1:

Hozirgi zamondagi istak - Present wish quyidagi struktura yordamida ifodalanadi:

S +	wish(ed) (that) +	+ S +	+ V ₂
			could + V ₁
			were

Masalan: *I wish I were rich. I would help everybody. I wish I had a piece of bread now. I wish I could learn English this year. An umbrella seller wishes it rained every day. I wish that I knew his address. I would visit him. I wish I could speak German now. I could speak to the tourists. It takes John much time to go to work. He wishes he lived nearer to his office.*

FUTURE WISH
(KELASI ZAMONDAGI ISTAK)

➤ Qoida 1:

Kelasi zamondagi istak - *Future wish* aslida shikoyatni bildirib, vaziyat o'zgarishini xohlaganda quyidagi struktura yordamida ifodalanadi:

S +	<i>wish(ed) (that) +</i>	+ S +	<i>would</i>	+ V ₁
			<i>could</i>	
			<i>were</i>	+ V _{ing}

Masalan: *I wish that my brother would come tomorrow. We would go to the park. I wish it would snow next week. We would go skating. I wish the weather would be hot next summer. We would go to the sea. I wish my brother were returning from France next week. I can't sleep. I wish you would turn the radio down. He wishes I would give up smoking.*

➤ Izoh:

Yuqoridagi strukturada hech qachon ikki ega bir shaxsdan iborat bo'lmaydi.

Masalan: *I wish you would turn the radio down. He wishes I would give up smoking. He wishes he would give up smoking.*

➤ Qoida 2:

Barcha yuqorida keltirilgan o'tgan, hozirgi va kelasi zamon ma'nosidagi "wish" ning o'rniga "if only" (qaniydi) ishlatilishi ham mumkin va u barcha strukturaviy qoidalarga to'liq amal qilib, ma'noda deyarli hech qanday farq qilmaydi. Yagona farqi "if only" istakni sal kuchaytirib, unga urg'u beradi, xolos.

Masalan: *If only she hadn't told the police, everything would have been all right. If only you hadn't eaten that food. You wouldn't have been ill. If only I had much money! If only it would stop raining! If only my brother would come tomorrow! If only I found a diamond ring. I would give it to you at your birthday party.*

AS IF/AS THOUGH
(XUDDIKI, GO'YOKI)

➤ Qoida 1:

"As if", "as though" birikmalari "xuddiki", "go'yoki" ma'nosini berib, ulardan keyin asosan *Past* zamonlar ishlatiladi va ular noreal voqea-hodisa va ish-harakatlarni ifodalash uchun qo'llaniladi. Ba'zi adabiyotlarda "as if" rasmiy uslubda "as though" dan ko'ra afzal ko'rilishi va ko'proq ishlatilishi aytiladi.

1. O'tgan zamon ma'nosida. Bu struktura ergash gap bosh gapdagi ish-harakatdan oldin sodir bo'lganligi va harakatning norealligini ko'rsatadi.

S	+ V (Present/Past) +	<i>as if/as though</i>	S +	<i>had + V₃</i>
				<i>could have + V₃</i>

Masalan: *She seemed as if she had seen me before. She danced as though she could have impressed everybody. He spoke as if he had known this question very well. He seems as though he hadn't slept for days. They felt as if they had been given wrong information. I remember the story as though I had just read it. He talked about the contest as if he had won the grand prize. Jack tells us about a primitive society as if he had once lived among the tribes.*

2. Hozirgi zamon ma'nosida. Bu struktura ergash gapdagi ish-harakat bosh gapdagi ish-harakat bilan bir vaqtda sodir bo'lganligi va harakatning norealligini ko'rsatadi.

S	+ V (Present/Past) +	<i>as if/as though</i>	S +	+ V ₂
				<i>could + V₁</i>
				<i>was/were + V_{ing}</i>

Masalan: *I don't like Norma. She always speaks as though she knew everything. Henry is only 40. Why do you always talk about him as though he were an old man? He often claims as if he could do everything. He spoke as though he were a son of the president. The floods were rising as if it was the end of the world. He looked at me as though I were mad.*

➤ Izoh:

a) "as if", "as though" birikmalari quyidagi "look", "sound", "smell", "feel" kabi fe'llar bilan "o'xshash" ma'nosini anglatib "like" predlogiga sinonim bo'lib keladi.

Masalan: *She looked like/as if all her worries had gone. I felt like/as though it could snow at any minute. He's just got back from holiday, but he feels very tired. He feels like/as if he hadn't had a holiday.*

b) ba'zida "look", "sound", "smell", "feel" fe'llari "it" soxta egasi bilan ishlatilib, biror narsaning holati, ovozi yoki hidi haqida ma'lumot berganda ham "as if", "as though" birikmalari "like" o'rnida ishlatilishi mumkin. Bunday gaplarda "as if", "as though" birikmalari yoki "like" so'zidan keyin ko'pincha davomli zamon ishlatiladi.

Masalan: *It looks as if she is going home. It sounds as though someone is crying. It smells as if something is being cooked in the kitchen. It looks as though: ^{th-v'v} nad a shock.*

c) "as if", "as though" birikmalaridan keyin *Present* zamonlarining ishlatilishi voqea-hodisa yoki ish-harakatning haqiqatga yaqinligidan dalolat beradi.

Masalan: *You seemed as if you haven't slept for days. That house looks as though it is going to fall down. The noise next door is very loud. It sounds as if they are having a party. He speaks as though he has got a cold. She looks as if she is sleeping.*

3. Kelasi zamon ma'nosida. Bu struktura ergash gapning bosh gapdan keyin sodir bo'lishini ko'rsatadi.

S	+ V (Present/Past) +	as if/as though	S +	would	+ V ₁
				could	

Masalan: *He seemed as if he would come later. They talk as though they would keep their promise. The president speaks as if he could win the election.*

➤ Qoida 2:

“Xuddiki”, “go’yoki” ma’nosida “as it were” strukturasi ham ishlatilishi mumkin.

Masalan: *Becky runs the office and Sue her apprentice, as it were. (Syu haqiqatda uning shogirdi emas, lekin Bekydan xuddi uning shogirdidek o’rganyapti)*

MODAL AND AUXILIARY VERBS
(MODAL VA YORDAMCHI FE’LLAR)

➤ Qoida 1:

“Can”, “could”, “must”, “may”, “might”, “need”, “shall”, “should”, “will”, “would”, “ought to”, “be to”, “had better”, “be able to”, “be going to”, “be supposed to”, “have (got) to”, “used to” kabilar modal va yordamchi fe’llar hisoblanadi.

POLITE REQUEST
(ILTIMOS, RUXSAT VA TAKLIFNI IFODALASH)

➤ Qoida 1:

1. “I” va “we” olmoshlari bilan ruxsat so’rash. Quyidagilarning barchasi hozirgi zamoni ifodalaydi:

<i>May I do...? (...qilsam maylimi?)</i>	<i>Can I do...? (...qilsam maylimi?)</i>
<i>Might I do...? (...qilsam maylimi?)</i>	<i>Could I do...? (...qilsam maylimi?)</i>
<i>Would you mind if I did...? (... qilsam qarshi emasmisiz?)</i>	
<i>Do you mind if I do...? (... qilsam qarshi emasmisiz?)</i>	

Masalan: *May I take your pen? May I close the window? Might I use your book? Might I go out? Can I ask you? Can I talk to you? Could I have a glass of water? Would you mind if I went out? Do you mind if we stay here? Can I use your pen, please?*

➤ Izoh:

“Could” biror kishidan biror narsa yoki ish-harakat so’rashda ishlatilib, “can” dan ko’ra ancha muloyimlikni ifodalaydi.

Masalan: *Could I have the salt, please? Could you sing more quietly, please? Excuse me, could you tell me how to get to the station? Could I use your telephone?*

2. “You” olishiga iltimos qilish yoki ruxsat berish. Quyidagilarning barchasi hozirgi zamoni ifodalaydi:

<i>Can you do...? (...qila olmaysizmi?)</i>	<i>Will you do...? (...qila olmaysizmi?)</i>
<i>Could you do...? (...qila olmaysizmi?)</i>	<i>Would you do...? (...qila olmaysizmi?)</i>
<i>Would you mind doing...? (... qilishga qarshi emasmisiz?)</i>	<i>You can do... (Siz ... qilishingiz mumkin.)</i>

Masalan: *Can you help me? Can you close the door? Could you tell me the time? Will you show me your book? Would you lend me some money? Would you answer my question? Would you mind helping me? Would you mind telling me the time? You can go out after a while. You can drive for a year in Britain with an international license.*

3. Taklif kiritish:

<i>Let's do ... (Keling ... qilamiz)</i>	-hozirgi va kelasi zamoni ifodalaydi
<i>Can I help you? (Yordamim kerakmi?)</i>	
<i>Shall we/I do...? (...qila(y/miz)mi?)</i>	
<i>Why don't we do...? (Keling ... qilmaymizmi?)</i>	

Masalan: *Let's play tennis. Let's go home. Shall I help you? Shall we go to the cinema? Why don't we eat out today? Why don't we go to the cinema tomorrow? Can I help you?*

CAN
(QILA OLMOQ)

➤ Qoida 1:

“Can” modal fe’li hozirgi va kelasi zamondagi aqliy va jismoniy qobiliyatni ifodalaydi. Tuzilishi quyidagicha:

AFFIRMATIVE	NEGATIVE	INTERROGATIVE	SPECIAL INTERROGATIVE
<i>S + can + V₁</i>	<i>S + can + not + V₁</i>	<i>Can + S + V₁?</i>	<i>Wh + can + S + V₁?</i>

Masalan: *We can see the lake from our bedroom window. Can you speak any foreign languages? I'm afraid I can't go to the party tomorrow. I can speak English. She can play the guitar. The window is dirty. We can't see anything through it.*

➤ Qoida 2:

“Cannot” yoki qisqa shakli “can’t” qoida va nizomlarda asosan taqiqlashni ifodalab, “mumkin emas” ma’nosini beradi.
Masalan: *You can’t smoke in this room. If you are under 17, you can’t drive a car in Britian.*

➤ Izoh:

“Can” modal fe’li “hardly”, “scarcely”, “barely” kabi ravishlar bilan ishlatilganda inkor ma’noni beradi.
Masalan: *The window is dirty. I can hardly see anything through it. I can barely speak English.*

➤ Qoida 3:

“Can’t help doing” strukturasi “qilmadan tura olmaslik” ma’nosini anglatadi.

Masalan: *She tried to be serious, but she couldn’t help laughing. I’m sorry I’m so nervous. I can’t help it (being nervous).*

➤ Qoida 4:

“Can’t have done” strukturasi o’tgan zamonda biror-bir ish-harakatning qilinmaganligini kuchli taxmin qilishda “qilmagan bo’lsa kerak” ma’nosida ishlatiladi.

Masalan: *Sarah hasn’t contacted me. She can’t have got my message. She passed by without greeting. She can’t have seen me. Tom walked into a wall. He can’t have been looking where he was going.*

A: *Have you heard that Ann came from London yesterday?*

B: *No, she can’t have come yet! I spoke with her on the phone two days ago and she said she wouldn’t come.*

➤ Qoida 5:

“Can” modal fe’lining o’rniga “be able to” (qodir bo’lmoq) birikmasini ham ishlatish mumkin. U hozirgi, kelasi va o’tgan zamonlarda quyidagi strukturalar yordamida ifodalanadi:

1. Hozirgi zamonda tuzilishi quyidagicha:

AFFIRMATIVE	NEGATIVE	INTERROGATIVE	SPECIAL INTERROGATIVE
<i>S+am/is/are+able to+V₁</i>	<i>S+am/is/are+not+able to+V₁</i>	<i>Am/is/are+S+able to+V₁?</i>	<i>Wh+am/is/are+S+able to+V₁?</i>

Masalan: *I can speak two languages./I am able to speak two languages.*

➤ Izoh:

Bu holatda “be able to” dan ko’ra “can” ishlatilishi afzalroq.

2. Kelasi zamonda tuzilishi quyidagicha:

AFFIRMATIVE	NEGATIVE	INTERROGATIVE	SPECIAL INTERROGATIVE
<i>S+shall/will+be+able to+V₁</i>	<i>S+shall/will+not+be+able to+V₁</i>	<i>Shall/will+S+be+able to+V₁?</i>	<i>Wh+shall/will+S+be+able to+V₁?</i>

Masalan: *I can’t speak English now, but I hope I shall be able to speak it next year.*

➤ Izoh:

a) kelajakdagi qobiliyat haqida gapirganimizda biz “will/shall be able to” birikmasini ishlatamiz. Bunday vaziyatda hech qachon “can” ishlatilmaydi.

Masalan: *When I finish the advanced level English class, I will be able to speak like a native speaker./...I can speak like...*

b) lekin kelajakdagi reja va kelishuvlar haqida gapirilganda “can” ham, “will/shall be able to” ham ishlatilishi mumkin.

Masalan: *I can attend the class next week./I will be able to attend the class next week.*

3. “Be able to” birikmasining o’tgan zamondagi shakli ayrim holatda “could” modal fe’liga teng bo’lganligi sababli, u haqida “could” mavzusida to’liq ma’lumot berib o’tiadi.

COULD
(QILA OLARDI)

➤ Qoida 1:

“Could” modal fe’li insonning o’tgan zamondagi umumiy qobiliyatini ifodalaydi. Tuzilishi quyidagicha:

AFFIRMATIVE	NEGATIVE	INTERROGATIVE	SPECIAL INTERROGATIVE
<i>S + could + V₁</i>	<i>S + could + not + V₁</i>	<i>Could + S + V₁?</i>	<i>Wh + could + S + V₁?</i>

Masalan: *My grandfather could speak five languages. Jack could drive a car when he was 15. I could swim well ten years ago but now I can’t. Could you play the piano when you were 7? I couldn’t translate any texts two years ago.*

➤ Izoh:

“Could” modal fe’li “hardly”, “scarcely”, “barely” kabi ravishlar bilan ishlatilganda inkor ma’noni beradi.

Masalan: *I could hardly speak English two years ago.*

➤ Qoida 2:

“Could” ba’zida “would be able to” va ba’zida “was/were able to” ma’nolarini anglatib kelishi mumkin.

Masalan: *She could get (=she would be able to get) a better job if she could speak (=if she was able to speak) English. We wish we could help (we were able to help) you. We could go (=would be able to go) away, if we had enough money. I don’t know how you work so hard. I couldn’t do (=wouldn’t be able to do) it.*

➤ Qoida 3:

1. "Could" modal fe'lining sinonimi "was/were able to" (qila oldi, uddalay oldi) birikmasi bo'la oladi. Kishining o'tgan zamondagi umumiy qobiliyatini bildirib, "qila olardi" ma'nosida ham "could", ham "was/were able to" ishlatilishi mumkin. Lekin "was/were able to" ko'pincha bitta vaziyatda biror kishi biror ish-harakatni uddalay olganligini ifodalashda ishlatiladi. Tuzilishi quyidagicha:

AFFIRMATIVE	NEGATIVE	INTERROGATIVE	SPECIAL INTERROGATIVE
S+was/were+able to+V ₁	S+was/were+not+able to+V ₁	Was/were+S+able to+V ₁ ?	Wh+was/were+S+able to+V ₁ ?

Masalan: *Were you able to finish your work yesterday?/Could you finish your work yesterday? When I was young, I could speak two languages./When I was young, I was able to speak two languages.*

➤ Izoh:

a) kishining o'tgan zamondagi umumiy qobiliyatini ifodalashda "could" ham, "was/were able to" ham ishlatilishi mumkin. Lekin ba'zi bir holatlarda "could" modal fe'li "was/were able to" dan ko'ra afzalroq bo'ladi.

Masalan: *When I was young, I could/was able to run very fast. Sonia could/was able to translate the text yesterday (She was excellent at English).*

b) biz umumiylikdan tashqari yagona bir vaziyat yoki hodisa haqida gapirganimizda "was/were able to" birikmasini harakat fe'llari bilan ishlatamiz. Bunday holatlarda "could" ishlatilishi noto'g'ri bo'ladi.

Masalan: *I could/was able to surprise my teacher yesterday. After treatment he could/was able to return to work. The fire spread through the building quickly but everybody could/was able to escape. The workers could/were able to unload the ship in two hours yesterday. Peter could/was able to translate the text too (But he wasn't good at English).*

c) lekin holat fe'llari bilan "could" ham, "be able to" ham ishlatilishi mumkin.

Masalan: *I was able to see my teacher well from my seat yesterday./I could see my teacher well from my seat yesterday.*

d) quyidagi holat fe'llari bilan "could" modal fe'li ishlatilib, u "was/were able to" ma'nosini beradi:

see (ko'rmoq)	feel (his qilmoq)	taste (ta'm bilmoq)	remember (eslamog)	convince (ishontirmog)
hear (eshitmoq)	smell (hidlamog)	believe (ishonmog)	understand (tushunmog)	persuade (ko'ndirmog)

Masalan: *When I entered the room, I could smell something burning. The girl spoke in a low voice, but I could hear her. I was at a loss during the exam, but fortunately I could remember everything in time.*

e) inkor gaplarda har ikkala vaziyatda "couldn't" ham, "was/were not able to" ham ishlatilishi mumkin.

Masalan: *I wasn't able to surprise my teacher yesterday./I couldn't surprise my teacher yesterday.*

2. "Was/were able to do" birikmasining sinonimi "managed to do" yoki "succeeded in doing" bo'lib, ularning inkor shakllari "didn't manage to do" va "didn't succeed in doing" hisoblanadi.

Masalan: *Did you manage to finish your work yesterday? I managed to finish my work yesterday. I finally managed to push the huge animal away. At a time of depression, Roosevelt succeeded in restoring hope. The fire spread through the building quickly but everybody was able to/managed to escape/succeeded in escaping.*

➤ Qoida 4:

Agar biz kelajakda sodir bo'lishi mumkin bo'lgan voqea-hodisaga ishonchimiz komil bo'lmasa, "could" modal fe'lini "mumkin" ma'nosida "may" yoki "might" modal fe'llari qatorida kelajak uchun ham ishlatishimiz mumkin.

Masalan: *I don't know when they'll be here. They could arrive at any time. There could be another rise in the price of petrol soon. If you aren't careful, you could get into even worse trouble. A faulty contact could easily (=would be likely to) cause fire.*

➤ Qoida 5:

DARAK	INKOR
could do (o'tgan zamonda umumiy qobiliyat)	couldn't do
was/were able to (o'tgan zamonda umumiy qobiliyat)	wasn't/weren't able to/couldn't do
was/were able to (o'tgan zamonda bitta vaziyatda)	wasn't/weren't able to

Masalan: *I couldn't speak English five years ago. I couldn't finish my work yesterday. I wasn't able to finish my work yesterday. We tried hard but we couldn't persuade them to come with us.*

➤ Qoida 6:

"Could" modal fe'li taklif ma'nosini ifodalab, kelasi zamon uchun "mumkin", "ehtimol" ("may" ga teng) ma'nolarini ham beradi. Ushbu holatda "can" ham ishlatilishi mumkin, faqat "could" modal fe'li "can" ga qaraganda noaniqroq.

Masalan: *When you go to London, you could stay at Linda's house. It is a nice day. We could go for a walk.*

A: *What shall we do this evening?*

B: *We could/may go to the cinema (50-60%)./We can go to the cinema (100%).*

➤ Izoh:

Shuningdek, "Do you think you could ...?" yoki "I wonder if you could ..." kabi jumalalarda ham "could" ishlatiladi.

Masalan: *Do you think you could lend me some money? I wonder if you could help me. I wonder if I could just ask you sign.*

➤ Qoida 7:

1. "Could have done" strukturasi o'tgan zamonda qobiliyat, imkoniyat bo'la turib bajarilmagan yoki amalga oshmagan ish-harakatlarni ifodalash uchun "qilish mumkin edi" ma'nosida ishlatiladi (lekin qilinmagan bo'ladi).

Masalan: *Why did you stay at the hotel when you were in London? You could have stayed at Linda's house. Why didn't Liz apply for the job? She could have taken it. He didn't want to help me, he could have helped though. He could have escaped, but he chose to stand and fight. If you hadn't watched TV, you could have translated the article.*

A: *I didn't go to the party yesterday, because my car was broken.*

B: *You could have borrowed mine. I wasn't using it.*

2. Shuningdek, "could have done" strukturasi xuddi shu "qilish mumkin edi" ma'nosida o'tgan zamonda biror voqea-hodisaning sodir bo'lishi mumkin ekanligini, lekin baxtga ko'ra sodir bo'lmaganligini ifodalashda ham ishlatiladi.

Masalan: *When Nick fell off the ladder, he was lucky that he didn't get hurt. He could have broken his foot.*

➤ Qoida 8:

"Couldn't have done" strukturasi o'tgan zamonda xohlasa ham, harakat qilsa ham biror ish-harakatni bajarishni "qila olmas edi" ma'nosida ishlatiladi.

Masalan: *The trip was cancelled. I couldn't have gone any way, because I was ill. Tom's team lost the match. He couldn't have played as he had a broken leg. My mother asked me to repair the washing machine. I couldn't have repaired it as I didn't know.*

MAY/MIGHT

(MUMKIN)

➤ Qoida 1:

"May" yoki "might" modal fe'llari hozirgi va kelasi zamonda ruxsat so'rash yoki ruxsat berishni ifodalashda "mumkin" ma'nosida ishlatiladi. "Be allowed to" yoki "be permitted to" birikmalari ularning sinonimi bo'la oladi. Tuzilishi quyidagicha:

AFFIRMATIVE	NEGATIVE	INTERROGATIVE
<i>S + may/might + V₁</i>	<i>S + may/might + not + V₁</i>	<i>May/Might + S + V₁?</i>

Masalan: *You may take my book. I don't need it. She may go home if she wants. Jack may use my telephone. In Britain you are allowed to drive a car when you are 18. May I come in? She might not work here any more. You may not smoke here (rasmiy)./You must not smoke here (kuchli ta'qiq).*

A: *May I have a sandwich, please?*

B: *Of course, you may.*

➤ Qoida 2:

"May/might do" yoki "may/might be doing" birikmalari hozirgi va kelajak zamonda yuz berishi mumkin bo'lgan kuchsiz taxminni ifodalashda ham ishlatiladi. "Could" ham xuddi shu ma'noda ishlatilishi mumkin.

Masalan: *I'm not sure where to go for my holidays, but I may go to France. The weather forecast is not very good. It might rain this afternoon. I can't help you. Why don't you ask Tom? He may be able to help. She might come to the party tomorrow. It is a strange story, but it could be true.*

A: *Where is Bob?*

B: *I don't know. He may be working in the garden.*

➤ Qoida 3:

O'tgan zamonda yoki majhul nisbatli gaplarda ruxsat berishda "may" yoki "might" modal fe'llari ishlatilmaydi. Uning o'rniga "be allowed to" yoki "be permitted to" birikmalaridan foydalanamiz.

Masalan: *She is permitted to play in the garden. You were allowed to go home. He was permitted to use my phone.*

➤ Izoh:

Faqat o'zlashtirma gaplarda "may do" formasi "might do" ga almashtirilishi mumkin.

Masalan: *"Jack may use my telephone" Tom said. Tom said that Jack might use his telephone.*

➤ Qoida 4:

1. "May/might have done" strukturasi kishi o'tgan zamonda biror-bir ish-harakatni bajarganligi ehtimolligini ifodalab "qilgan bo'lsa kerak" ma'nosida, "may/might have been doing" "qilayotgan bo'lsa kerak", "may/might not have done" esa "qilmagan bo'lsa kerak" ma'nosida kuchsiz taxminni ifodalashda ishlatiladi. Bu holatda ham "could" ishlatilishi mumkin.

Masalan: *Ann hasn't arrived yet. She may have missed the train. I think that comment may/might/could have offended them.*

A: *I wonder why David was in such a bad mood.*

B: *He may not have been feeling well.*

A: *I am looking for my phone. Have you seen it?*

B: *You could/may/migh have been at work.*

A: *Why wasn't Kate at the party yesterday?*

B: *She might not have known about it.*

2. Lekin “couldn’t” inkor gapda “may not” va “might not” dan farqli bo’ladi.

Masalan: Sarah couldn’t have got my message. Otherwise she would have replied (olmagan bo’lishi kerak). I wonder why Sarah hasn’t replied to my message. I suppose she might not have got it (balki olmagandir).

3. Agar o’tgan zamondagi ehtimoliy ish-harakatning aslida sodir bo’lmaganligini bilsak, unda “might have done” strukturasi ishlatilishi afzal hisoblanadi.

Masalan: Rose assured us that she was well, but she may/might have been badly hurt.

➤ Qoida 5:

Tilak bildirishda ham “may” modal fe’lidan foydalaniladi.

Masalan: May they be very happy in the future. May your smile never fade away.

➤ Qoida 6:

“Might as well” va “may as well” birikmalari “mumkin” ma’nosini anglatib, biror ish-harakatning yaxshisi qilinishi kerakligini va undan boshqa variant yo’qligini ifodalab keladi.

Masalan: Helen and Clare have just missed the bus. The buses run every hour. They say:

Helen: What shall we do? Shall we walk?

Clare: We might as well. It is a nice day and I don’t want to wait here for an hour.

SHOULD/UGHT TO (KERAK, LOZIM)

➤ Qoida 1:

“Should” va “ought to” modal fe’llari hozirgi va kelasi zamonda maslahat berishda ishlatilib, “kerak” ma’nosini anglatadi.

Masalan: You look ill. You should see the doctor. You shouldn’t believe everything you read in the newspaper. You look thin. You ought to eat more. He shouldn’t smoke much. The children’re sleeping. You ought not to wake them up. What should I do?

➤ Izoh:

“Must” ham ba’zida maslahat berish uchun ishlatilishi mumkin (“Must” ning 2-qoidasi, 2-bandi). Lekin maslahat uchun “must” dan ko’ra “should” ustun turadi.

Masalan: She is a nice person. You must respect her. You musn’t drink so much.

➤ Qoida 2:

Axloqiy burchni ifodalashda asosan “ought to” ishlatiladi.

Masalan: We ought to keep the nature clean. One ought to help the elderly people.

➤ Qoida 3:

Vaziyat kutganimizdan yoki qoidadan boshqacha bo’lganida “should” ishlatiladi.

Masalan: That man on the motorbike should be wearing a helmet. The price on this packet is wrong. It should be \$2, not \$3. Why isn’t Tina here? She should be here by now.

➤ Qoida 4:

Kelajakda biror narsa sodir bo’lishi kutilayotganda ham “should” ishlatiladi.

Masalan: Helen has been studying hard for the exam, so she should pass. There are plenty of hotels in the town. It shouldn’t be hard to find a place to stay. It should be a nice day tomorrow.

➤ Qoida 5:

“Should” modal fe’li asosan quyidagi fe’llar bilan ishlatiladi:

decide (qaror qilmoq)	insist (qat’iy talab qilmoq)	suggest (tavsiya qilmoq)	order (buyurmoq)
demand (talab qilmoq)	advise (maslahat bermoq)	agree (rozi bo’lmoq)	arrange (rejalashtirmoq)
require (talab qilmoq)	recommend (tavsiya qilmoq)	direct (ko’rsatma bermoq)	command (buyurmoq)
ask (so’ramoq)	beg (yolvorib so’ramoq)	instruct (ko’rsatma bermoq)	propose (taklif qilmoq)
intend (niyat qilmoq)	warn (ogohlantirmoq)	think (o’ylamoq)	urge (undamoq)
prefer (afzal ko’rmoq)	request (iltimos qilib so’ramoq)	stipulate (shart qilib qo’yimoq)	

Masalan: I insisted that he should apologise. Doctors recommend that everyone should eat plenty of fruit. What do you suggest we should do? Many people are demanding that something should be done about the problem. I don’t think you should go out tonight. I think we should agree with their opinion about cutting down the amount of coffee we consume every day.

➤ Izoh:

1. Yuqorida keltirilgan misollarda “should” tushib qolishi ham mumkin. Bunda “should” dan keyin kelgan fe’l o’zgarimasdan faqat “to infinitive” shaklida turadi.

Masalan: I insisted that he apologise. Doctors recommend that everyone eat plenty of fruit. What do you suggest we do? Many people are demanding that something be done about the problem.

2. Agar yuqorida keltirilgan fe’llar o’tgan zamonda ishlatilgan bo’lsa, ergash gapning kesimi o’tgan zamonda ham ifodalanishi mumkin.

Masalan: I insisted that he apologised. We suggested that she bought a car.

3. Inkor shaklini yasashda "not + V₁" strukturadan foydalaniladi.

Masalan: *I insisted that he not apologise. Doctors recommend that everyone not eat plenty of food.*

➤ Qoida 6:

"Should" quyidagi strukturada ham ishlatiladi:

<i>It is</i>	<i>+ adjective</i>	<i>+ that</i>	<i>+ S</i>	<i>+ should</i>	<i>+ V₁</i>
--------------	--------------------	---------------	------------	-----------------	------------------------

Masalan: *It is important that everyone should be here on time. It is desirable that the agreement should be signed before May.*

➤ Izoh:

1. Asosan quyidagi sifatlar ishlatiladi:

<i>important (muhim)</i>	<i>strange (g'alati)</i>	<i>funny (kulgili)</i>	<i>natural (tabiiy)</i>	<i>surprising (hayratlanarli)</i>
<i>essential (zarur)</i>	<i>odd (g'alati)</i>	<i>typical (o'ziga xos)</i>	<i>interesting (qiziqarli)</i>	<i>annoying (asabga tegadigan)</i>

Masalan: *It is surprising that he should think so. It is important that you should learn these rules by heart.*

2. Yuqorida keltirilgan misollarda "should" tushib qolishi ham mumkin. Bunda "should" dan keyin kelgan fe'l o'zgarmasdan faqat "to infinitive" shaklida turadi.

Masalan: *It is important that everyone be here on time. It is desirable that the agreement be signed before May.*

➤ Qoida 7:

Quyidagi birikmalardan keyin "should + V₁" ham, yoki fe'lning aniq mayli ham ishlatilishi mumkin:

<i>I am concerned</i>	<i>She is disappointed</i>	<i>He is shocked</i>	<i>They are surprised</i>	<i>It is a pity, etc.</i>
-----------------------	----------------------------	----------------------	---------------------------	---------------------------

Masalan: *I am concerned that he should think I stole the money. I am concerned that he thinks I stole the money.*

➤ Izoh:

Agar ergash gapdagi ish-harakat bosh gapdagi ish-harakat bilan bir vaqtda sodir bo'lgan bo'lsa "should + V₁", lekin agar ergash gapdagi ish-harakat bosh gapdagi ish-harakatdan oldin sodir bo'lgan bo'lsa "should + have + V₃" ishlatiladi.

Masalan: *It is strange that he should behave so (hozirgi zamon). It is strange that he should have behaved so (o'tgan zamon).*

➤ Qoida 8:

<i>"should have done"</i>	-qilish kerak edi (lekin qilmadi) (o'tgan zamonda achinib, maslahat, tanbeh berish ma'nosida ishlatiladi).
<i>"ought to have done" (axloqiy burch)</i>	
<i>"should not have done"</i>	-qilmaslik kerak edi (lekin qildi) (o'tgan zamonda achinib, maslahat, tanbeh berish ma'nosida ishlatiladi).
<i>"ought not to have done" (axloqiy burch)</i>	

Masalan: *It was a great party. You should have come. I'm feeling sick. I shouldn't have drunk cold water. You are not ready for the lesson. You shouldn't have played with your friends all day yesterday. Nick painted the wall in white. But the colour doesn't match. He should have chosen another colour. He failed the exam. He should have studied all year round. Nick ought to have gone to the hospital to see his friend yesterday. Because he was ill.*

NEED

(MUHTOJ BO'LMOQ, KERAK)

➤ Qoida 1:

"Need" asosiy fe'l sifatida "muhtoj bo'lmoq", "ehtiyoj sezmoq" ma'nolarini anglatib, o'zidan keyin ot so'z turkumini oladi.

Masalan: *Plants need light in order to survive. Are you sure that you have everything that you need? I need glasses for reading. I need you to help me with the cooking. If you need anything, just say.*

➤ Qoida 2:

"Need" modal fe'l sifatida hozirgi va kelasi zamondagi ish-harakatlarni ifodalab, ehtiyoj jihatdan "kerak", "lozim" ma'nolarini anglatadi va "to infinitive" bilan ishlatiladi. Tuzilishi quyidagicha:

AFFIRMATIVE	NEGATIVE	INTERROGATIVE
<i>S + need + to V₁</i>	<i>S + do/does + not + need + to V₁</i>	<i>Do/Does + S + need + to V₁?</i>

Masalan: *I need to visit my friend as he is ill. She needs to study harder as she has an exam next week.*

➤ Izoh:

"Need to do" ning inkor shakli "don't need to do" yoki "needn't do" (shart emas) birikmalari bo'lishi mumkin.

Masalan: *We have got plenty of time. We needn't hurry./We don't need to hurry.*

➤ Qoida 3:

"Needed to do" o'tgan zamonda "kerak edi", "to'g'ri keldi", "majbur bo'ldi" ma'nolarini anglatadi. Tuzilishi quyidagicha:

AFFIRMATIVE	NEGATIVE	INTERROGATIVE
<i>S + needed + to V₁</i>	<i>S + did + not + need + to V₁</i>	<i>Did + S + need + to V₁?</i>

Masalan: *When I was passing the shop, I remembered that I needed to buy some cheese for my mum.*

➤ Izoh:

"Didn't need to do" strukturasi o'tgan zamonda biror ish-harakatni qilishni hojati yo'qligini ifodalab, "shart emas edi", "hojati yo'q edi" ma'nolarini anglatadi.

Masalan: *As it was Sunday, I didn't need to go to school. I didn't need to wait long, my friend came soon.*

3. Inkor shaklini yasashda “not + V₁” strukturadan foydalaniladi.

Masalan: *I insisted that he not apologise. Doctors recommend that everyone not eat plenty of food.*

➤ Qoida 6:

“Should” quyidagi strukturada ham ishlatiladi:

<i>It is</i>	+ adjective	+ that	+ S	+ should	+ V ₁
--------------	-------------	--------	-----	----------	------------------

Masalan: *It is important that everyone should be here on time. It is desirable that the agreement should be signed before May*

➤ Izoh:

1. Asosan quyidagi sifatlar ishlatiladi:

<i>important (muhim)</i>	<i>strange (g'alati)</i>	<i>funny (kulgili)</i>	<i>natural (tabiiy)</i>	<i>surprising (hayratlanarli)</i>
<i>essential (zarur)</i>	<i>odd (g'alati)</i>	<i>typical (o'ziga xos)</i>	<i>interesting (qiziqarli)</i>	<i>annoying (asabga tegadigan)</i>

Masalan: *It is surprising that he should think so. It is important that you should learn these rules by heart.*

2. Yuqorida keltirilgan misollarda “should” tushib qolishi ham mumkin. Bunda “should” dan keyin kelgan fe’ o’zgarishdan faqat “to infinitive” shaklida turadi.

Masalan: *It is important that everyone be here on time. It is desirable that the agreement be signed before May.*

➤ Qoida 7:

Quyidagi birikmalardan keyin “should + V₁” ham, yoki fe’ning aniq mayli ham ishlatilishi mumkin:

<i>I am concerned</i>	<i>She is disappointed</i>	<i>He is shocked</i>	<i>They are surprised</i>	<i>It is a pity, etc.</i>
-----------------------	----------------------------	----------------------	---------------------------	---------------------------

Masalan: *I am concerned that he should think I stole the money. I am concerned that he thinks I stole the money.*

➤ Izoh:

Agar ergash gapdagi ish-harakat bosh gapdagi ish-harakat bilan bir vaqtda sodir bo’lgan bo’lsa “should + V₁”, lekin agar ergash gapdagi ish-harakat bosh gapdagi ish-harakatdan oldin sodir bo’lgan bo’lsa “should + have + V₃” ishlatiladi.

Masalan: *It is strange that he should behave so (hozirgi zamon). It is strange that he should have behaved so (o'tgan zamon).*

➤ Qoida 8:

<i>“should have done”</i>	-qilish kerak edi (lekin qilmadi) (o'tgan zamonda achinib, maslahat, tanbeh berish ma'nosida ishlatiladi).
<i>“ought to have done” (axloqiy burch)</i>	
<i>“should not have done”</i>	-qilmaslik kerak edi (lekin qildi) (o'tgan zamonda achinib, maslahat, tanbeh berish ma'nosida ishlatiladi).
<i>“ought not to have done” (axloqiy burch)</i>	

Masalan: *It was a great party. You should have come. I'm feeling sick. I shouldn't have drunk cold water. You are not ready for the lesson. You shouldn't have played with your friends all day yesterday. Nick painted the wall in white. But the colour doesn't match. He should have chosen another colour. He failed the exam. He should have studied all year round. Nick ought to have gone to the hospital to see his friend yesterday. Because he was ill.*

NEED

(MUHTOJ BO'LMOQ, KERAK)

➤ Qoida 1:

“Need” asosiy fe’l sifatida “muhtoj bo'lmoq”, “ehtiyoj sezmoq” ma'nolarini anglatib, o'zidan keyin ot so'z turkumini oladi.

Masalan: *Plants need light in order to survive. Are you sure that you have everything that you need? I need glasses for reading. I need you to help me with the cooking. If you need anything, just say.*

➤ Qoida 2:

“Need” modal fe’l sifatida hozirgi va kelasi zamondagi ish-harakatlarni ifodalab, ehtiyoj jihatdan “kerak”, “lozin” ma'nolarini anglatadi va “to infinitive” bilan ishlatiladi. Tuzilishi quyidagicha:

AFFIRMATIVE	NEGATIVE	INTERROGATIVE
<i>S + need + to V₁</i>	<i>S + do/does + not + need + to V₁</i>	<i>Do/Does + S + need + to V₁?</i>

Masalan: *I need to visit my friend as he is ill. She needs to study harder as she has an exam next week.*

➤ Izoh:

“Need to do” ning inkor shakli “don't need to do” yoki “needn't do” (shart emas) birikmalari bo'lishi mumkin.

Masalan: *We have got plenty of time. We needn't hurry./We don't need to hurry.*

➤ Qoida 3:

“Needed to do” o'tgan zamonda “kerak edi”, “to'g'ri keldi”, “majbur bo'ldi” ma'nolarini anglatadi. Tuzilishi quyidagicha:

AFFIRMATIVE	NEGATIVE	INTERROGATIVE
<i>S + needed + to V₁</i>	<i>S + did + not + need + to V₁</i>	<i>Did + S + need + to V₁?</i>

Masalan: *When I was passing the shop, I remembered that I needed to buy some cheese for my mum.*

➤ Izoh:

“Didn't need to do” strukturasi o'tgan zamonda biror ish-harakatni qilishni hojati yo'qligini ifodalab, “shart emas edi” ma'nolarini anglatadi.

Masalan: *As it was Sunday, I didn't need to go to school. I didn't need to wait long, my friend came soon.*

➤ Qoida 4:

“Something need doing” yoki “something need to be done” strukturalari majhul nisbat ma’nosida “qilinishi kerak” ma’nosini anglatadi.

Masalan: *Flowers need watering./Flowers need to be watered. My phone needs charging./My phone needs to be charged. This room needs cleaning every day./This room needs to be cleaned every day.*

➤ Izoh:

“Need” ning o‘rniga quyidagi fe’llar ham xuddi shu struktura da ishlatilishi mumkin:

want (xohlamog)	deserve (arzimoq)	require (talab qilmoq)
-----------------	-------------------	------------------------

Masalan: *It wants cleaning/to be cleaned. The coat deserves mending/to be mended. The house requires painting/to be painted.*

➤ Qoida 5:

“Needn’t have done” strukturasi o‘tgan zamonda bajarilgan, lekin bajarilishi zarur bo‘lmagan ish-harakatni ifodalab, “qilmasa ham bo‘lar ekan” ma’nosini anglatadi. “Would rather not have done” strukturasi uning sinonimi bo‘la oladi.

Masalan: *He was ready for the lesson. But the teacher didn’t examine him. He needn’t have studied so much. Mother, we are at home at last. You needn’t have worried so much. I bought a pair of jeans yesterday. My mother also presented me a better pair of jeans. I would rather not have bought it. I took my umbrella but it didn’t rain. I needn’t have taken it with me.*

➤ Qoida 6:

“Didn’t need to do” va “needn’t have done” strukturalarining farqi:

1. “Didn’t need to do” strukturasi “qilish shart emas edi” ma’nosini anglatadi (shuning uchun ham qilinmadi).

Masalan: *I didn’t need to buy eggs. We had dozens at home.*

2. “Needn’t have done” strukturasi “qilmasa ham bo‘lar ekan” ma’nosini anglatadi (ish-harakatni bilmasdan qilib qo‘ydi).

Masalan: *I bought dozens of eggs from the shop yesterday. But, when I came home, I found that we had some in the fridge. I needn’t have bought them.*

MUST
(KERAK, SHART)

➤ Qoida 1:

“Must” modal fe’li “kerak”, “lozim”, “zarur”, “shart” ma’nolarini anglatib, hozirgi va kelasi zamonda ishlatiladi. Tuzilishi quyidagicha:

AFFIRMATIVE	NEGATIVE	INTERROGATIVE
S + must + V ₁	S + must + not + V ₁	Must + S + V ₁ ?

Masalan: *I must do this work. You must not walk on the grass. Must you go to the party tonight?*

➤ Qoida 2:

1. “Must” ehtiyoj jihatdan “kerak” ma’nosida ishlatiladi.

Masalan: *I haven’t phoned Ann for ages. I must phone her tonight. Nick is ill. We must visit him. Their English isn’t good. They must study hard. We haven’t got any time. We must hurry.*

2. “Must” maslahat jihatdan “kerak” ma’nosida ishlatiladi.

Masalan: *She is a nice person. You must respect her. You mustn’t drink so much.*

3. “Must” buyruq jihatdan “kerak” ma’nosida ishlatiladi.

Masalan: *You must go to school at 8 o’clock tomorrow. Don’t tell anybody what I said. You must keep it a secret.*

➤ Izoh:

Must	+ S	+ do?	- shartmi?, zarurmi?
------	-----	-------	----------------------

Masalan: *Must you be so hard on him?*

A: *Must I do it now?*

B: *Yes, you must (Ha, qilishingiz shart)./No, you needn’t/don’t have to/don’t need to (Yo‘q, qilishingiz shart emas).*

➤ Qoida 3:

“Must do” yoki “must be doing” birikmalari hozirgi zamonda kuchli taxminni ifodalashda ishlatiladi.

Masalan: *I’m sure Sally gave me her address. I must have it somewhere.*

A: *Joe is a hard worker.*

B: *Joe? You must be joking. He doesn’t do anything.*

➤ Qoida 4:

“Must have done” strukturasi “qilgan bo‘lsa kerak” va “must have been doing” strukturasi “qilayotgan bo‘lsa kerak” ma’nosini anglatib, o‘tgan zamondagi kuchli taxminni ifodalaydi.

Masalan: *There is nobody at home. They must have gone out.*

A: *When I called him, he was talking to someone else on the second line.*

B: *He must have been talking to his mother.*

HAVE TO
(TO‘G‘RI KELADI, KERAK)

➤ **Qoida 1:**

“Have to” modal fe‘li hozirgi zamonda “kerak”, “zarur”, “shart” ma‘nolarini anglatib, “must” ning sinonimi sifatida ham ishlatiladi. Qoida va nizomlarda “qilish kerak” ma‘nosida ishlatiladi.

AFFIRMATIVE	NEGATIVE	INTERROGATIVE	SPECIAL INTERROGATIVE
<i>S+have/has to+V₁</i>	<i>S+do/does+not+have to+V₁</i>	<i>Do/Does+S+have to+V₁?</i>	<i>Wh+do/does+S+have to+V₁?</i>

Masalan: *Muhammad has to visit his grandparents as they are ill. I have to help my mother with her work. My eyesight isn't very good. I have to wear glasses. You can't turn here. You have to turn left. He has to work hard as he hasn't got any money. What do I have to do to get a driving licence?*

➤ **Izoh:**

“Must” va “have to” modal fe‘llarining farqi:

1. “Must” kishi o‘ziga bog‘liq bo‘lgan va bajarilishi shart bo‘lgan ehtiyoj va zaruratni bildiradi va xuddi shu ma‘noda “have to” ham ishlatilishi mumkin.

Masalan: *It's late. I must/have to go home.*

2. “Have to” modal fe‘li kishi o‘ziga bog‘liq bo‘lmagan, tashqi ta‘sir sababli majbur bo‘lgan vaziyatlarda ishlatiladi va bunda u “must” modal fe‘li bilan almashtirilmaydi.

Masalan: *My eyesight isn't very good. I have to/must wear glasses. I have to/must work from 8.30 to 5.30 every day.*

➤ **Qoida 2:**

“Shall/will have to” birikmasi kelasi zamonda ehtiyoj jihatdan “kerak”, “to‘g‘ri keladi” ma‘nolarini anglatadi. Bunday vaziyatda “be going to have to” ham ishlatilishi mumkin.

Masalan: *I shall have to leave next week. Nick will have to go shopping tomorrow. Will you have to study English next year? They can't fix my computer so I am going to have to buy a new one.*

➤ **Izoh:**

“Shal/will have to” birikmasining kelajakdagi ehtimolligi “may/might have to” bilan ifodalanishi mumkin.

Masalan: *Tom might have to work late tomorrow. I may have to go on a business trip next week. He might have to leave the apartment next month because his parents aren't going to send him any money.*

➤ **Qoida 3:**

<i>have/has got to do</i>	=	<i>have/has to do</i>	=	<i>must do</i>
---------------------------	---	-----------------------	---	----------------

Masalan: *Anora has got to visit her grandparents as they are ill. My English isn't good. I have got to study hard.*

➤ **Izoh:**

“Have got to” modal fe‘li asosan norasmiy uslublarda ishlatilib, quyidagicha tuzilishga ega:

AFFIRMATIVE	NEGATIVE	INTERROGATIVE
<i>S + have/has got to + V₁</i>	<i>S + have/has + not + got to + V₁</i>	<i>Have/Has + S + got to + V₁?</i>

Masalan: *Has Nick got to run in the morning? Mr Brown hasn't got to work as he is rich.*

➤ **Qoida 4:**

HOZIRGI ZAMON SHAKLI	O‘TGAN ZAMON SHAKLI
<i>must</i>	<i>had to</i> (kerak edi, to‘g‘ri keldi, majbur bo‘ldi va qildi)
<i>have to</i>	
<i>has to</i>	
<i>have got to</i>	
<i>has got to</i>	

Masalan: *As my sister went to the party, I had to look after her baby yesterday. When I was passing the shop, I remembered that I had to buy some cheese for my mom. The teacher asked me to clear the classroom and I had to stay at school after classes.*

➤ **Qoida 5:**

“Had to” modal fe‘lining tuzilishi quyidagicha:

AFFIRMATIVE	NEGATIVE	INTERROGATIVE
<i>S + had to + V₁</i>	<i>S + did + not + have to + V₁</i>	<i>Did + S + have to + V₁?</i>

Masalan: *Why did you have to go to school yesterday? Did Jack have to study English last year?*

➤ **Qoida 6:**

“Didn’t have to” strukturasi o‘tgan zamonda biror ish-harakatni qilishning shart emasligini ifodalab, “shart emas edi”, “hojati yo‘q edi” ma‘nolarini anglatadi.

Masalan: *As it was Sunday I didn't have to go to school. Bob didn't have to take the test yesterday. The teacher allowed him to do report instead. He didn't have to buy anything as he had everything at home. I didn't have to wait long as the bus came soon.*

WOULD
(QILARDI, BO'LARDI)

➤ Qoida 1:

Biz biror-bir ish-harakat yoki holatni tasavvur qilganimizda yoki xohlaganimizda "would" modal fe'lini "qilardi", "bo'lardi" ma'nolarida ishlatamiz. Tuzilishi quyidagicha:

AFFIRMATIVE	NEGATIVE	INTERROGATIVE
<i>S + would + V₁</i>	<i>S + would + not + V₁</i>	<i>Would + S + V₁?</i>

Masalan: *It would be nice to buy a car, but we can't afford it. Would you help the poor if you were rich?*

A: *Shall I tell Chris what happened?*

B: *No, I wouldn't say anything (I wouldn't say anything in your situation).*

➤ Qoida 2:

"Would" modal fe'li muloyimlik bilan ruxsat so'rash yoki iltimos qilishda ishlatiladi.

Masalan: *Would you give your book? Would you calm down? Would you help me, please?*

➤ Qoida 3:

"Would" modal fe'li "like" va "love" fe'llari bilan kelib "xohlamoq", "istamoq" ma'nolarida taklif qilishda ham ishlatiladi.

Masalan: *Would you like something to eat? Would you love to go to the cinema with us tonight?*

➤ Qoida 4:

"Would" ba'zida "used to" ning o'rnida ham ishlatilib, ko'pincha o'tgan zamondagi voqea-hodisalar hikoya qilinib aytilganda ishlatiladi (To'liq ma'lumot uchun "used to" 3-qoidasiga qaratsin).

Masalan: *I'd leave the door unlocked whenever I was at home. Every time when the train passed the whole house would shake.*

➤ Qoida 5:

Shuningdek, "somebody/something + wouldn't + V₁" strukturasi "xohlamaslik", "rad etmoq" ma'nolarida ham ishlatiladi.

Masalan: *I tried to warn him, but he wouldn't listen to me. Much as hard I tried, the car wouldn't start.*

➤ Qoida 6:

"Would have done" strukturasi o'tgan zamondagi biror-bir ish-harakatga nisbatan "qilgan bo'lardi" ma'nosini anglatib kelsa, "wouldn't have done" strukturasi "qilmagan bo'lardi" ma'nosida uning inkorini ifodalaydi.

Masalan: *If he had known that his mother would present him a new pair of jeans on his birthday, he wouldn't have bought one.*

WOULD RATHER
(YAXSHISI)

➤ Qoida 1:

"Would rather" birikmasi hozirgi va kelasi zamondagi ish-harakatni ifodalab, "yaxshisi" ma'nosida xohish-istakni ifodalaydi. Tuzilishi quyidagicha:

AFFIRMATIVE	NEGATIVE	INTERROGATIVE
<i>S + would rather + V₁</i>	<i>S + would rather + not + V₁</i>	<i>Would + S + rather + V₁?</i>

Masalan: *Shall we go by train?! No, we'd rather go by car. Would you rather have tea or coffee?*

➤ Izoh:

a)

<i>S</i>	<i>+ would rather</i>	<i>+ V₁</i>	<i>+ than</i>	<i>+ V₁</i>
----------	-----------------------	------------------------	---------------	------------------------

Masalan: *I would rather stay at home than go to the cinema. I would rather die than live here.*

b)

<i>S</i>	<i>+ would rather</i>	<i>+ V₁</i>	<i>+ sth</i>	<i>+ than</i>	<i>+ (V₁)</i>	<i>+ sth</i>
----------	-----------------------	------------------------	--------------	---------------	--------------------------	--------------

Masalan: *I would rather study history than (study) biology. They would rather go by train than (go) by bus.*

➤ Qoida 2:

a)

<i>S₁</i>	<i>+ would rather (that)</i>	<i>+ S₂</i>	<i>+ V₂</i>	<i>-xohlardi (hozirgi zamondagi istakni bildiradi)</i>
			<i>+ didn't V₁</i>	

Masalan: *I would rather (that) Jack came now. I'd rather (that) Bob didn't phone me today. She would rather (that) Tom didn't go to the party. He would rather (that) his father sold his old car and bought a new one.*

b)

<i>S₁</i>	<i>+ would rather (that)</i>	<i>+ S₂</i>	<i>+ had V₃</i>	<i>-xohlardi (o'tgan zamondagi istakni bildiradi)</i>
			<i>+ hadn't V₃</i>	

Masalan: *I would rather Jack had come yesterday. I'd rather Bob hadn't phoned me 10 days ago.*

➤ Qoida 3:

“Would rather have done” strukturasi o‘tgan zamondagi ish-harakatga achinishni ifodalab, “qilsa bo‘lar ekan” ma’nosini anglatadi. Bu strukturaning inkor shakli “would rather not have done” bo‘lib, “qilmasa bo‘lar ekan” ma’nosini anglatadi. Masalan: *When we went to the cinema, I understood that I had seen the film. I’d rather have stayed at home. I’d rather not have gone to the cinema.*

➤ Qoida 4:

Quyidagi struktura biror kishining biror bir ish-harakatni qilishdan ko‘ra boshqa bir ishni qilishini xohlashini ifodalaydi:

S	+ would rather	+ be	+ V _{ing}	+ than	+ (be)	+ V _{ing}
---	----------------	------	--------------------	--------	--------	--------------------

Masalan: *I would rather be lying on a beach in India than (be) sitting in class right now. She would rather be working at a bank than (be) sitting at home without a job.*

HAD BETTER
(YAXSHISI)

➤ Qoida 1:

“Had better” birikmasi ham “should” modal fe’liga o‘xshash, lekin aynan bir xil emas. “Had better” birikmasi faqat ma’lum bir vaziyatda ishlatilsa, “should” umumiy holatlarga nisbatan ham ishlatiladi. Tuzilishi quyidagicha:

AFFIRMATIVE	NEGATIVE
S + had better + V ₁	S + had better + not + V ₁

Masalan: *It’s late. You’d better/should go (Bir vaziyatda). You’re always at home. You should go out more (Umumiy holatda).*

➤ Qoida 2:

“Had better” birikmasi hozirgi va kelasi zamonda biror ish-harakatning “yaxshisi” qilinishi kerakligini ifodalaydi. Agar ayni ish-harakat bajarilmasa, oqibati yomon bo‘lishini anglatadi.

Masalan: *I had better go or I’ll be late. It’s raining. I’d better take my umbrella with me. It’s raining hard. I’d better not go out anywhere. We had better stop at the petrol station. The tank is almost empty.*

BE TO
(KERAK)

➤ Qoida 1:

“Be to” modal fe’li reja va kelishuvga asosan “qilish kerak” ma’nosini anglatadi va quyidagicha ishlatiladi:

1. Hozirgi va kelasi zamonda

S +	am	+ “to infinitive”
	is	
	are	

Masalan: *You are to take your medicine after meals. The train is to arrive at 8 o’clock tomorrow. Nick is to phone me tomorrow.*

➤ Izoh:

a) hozirgi va kelasi zamodagi “be to” modal fe’lining sinonimi “am/is/are supposed to” bo‘la oladi. Tuzilishi quyidagicha:

S +	am	+ supposed	+ “to infinitive”
	is		
	are		

Masalan: *You are supposed to make a copy of the contract before you mail it. Am I supposed to be at the meeting on Tuesday?*

b) “be supposed to” birikmasi rejalashtirilgan yoki oldindan kelishilgan voqea-hodisalarni ifodalashda “be going to” birikmasiga tenglashishi mumkin.

Masalan: *Ann is making up now. She is supposed to meet someone./She is going to meet someone.*

c) “be not supposed to” birikmasi ruxsat bermaslikni ifodalashda “be not allowed to” birikmasiga tenglashishi mumkin.

Masalan: *You are not supposed/allowed to park your car here. You are not supposed/allowed to smoke in the car.*

2. O‘tgan zamonda

S +	was	“to infinitive”	-qilish kerak edi (o‘tgan zamonda reja va kelishuvga asosan, lekin qilinmadi (qilinmaganligi ko‘rsatiladi))
	were		

Masalan: *You were to tell me about your problem, but you didn’t do it. The train was to arrive at 7, but it was late for an hour.*

➤ Izoh:

a) o‘tgan zamondagi “be to” modal fe’lining sinonimi “was/were supposed to” bo‘la oladi. Tuzilishi quyidagicha:

S +	was	+ supposed	“to infinitive”
	were		

Masalan: *The train was supposed to arrive an hour ago, but it was late. She was supposed to come on Monday, but she forgot.*

b) shuningdek, "to be supposed to do" birikmasi "to be said to do" (aytishlaricha) birikmasiga ham teng bo'lishi mumkin. Masalan: *That film is supposed/said to be good./It is said (that) that film is good. Fireworks are supposed/said to have been invented in China./It is said (that) fireworks were invented in China. John is supposed/said to speak English well./It is said (that) John speaks English well.*

c)

S +	was	to have V ₃	-qilish kerak edi (o'tgan zamonda reja va kelishuvga asosan, lekin qilinmadi)
	were		

Masalan: *The train was to have arrived 2 hours ago. You were to have phoned me yesterday.*

➤ Qoida 2:

"was/were" + "to infinitive" -qilish kerak edi (lekin qilinmadi)	"Had to" + "to infinitive" -qilish kerak edi (va qilindi)
<i>Jack was to help his mother but he forgot.</i>	<i>Jack had to help his mother yesterday.</i>

TO BE DUE TO (KUTILYAPTI; SABABLI)

➤ Qoida 1:

"To be due to do" birikmasi "to be expected to do" birikmasiga teng bo'lib, "kutilyapti" degan ma'noni anglatadi.

Masalan: *The chef is due to/expected to retire next summer.*

➤ Qoida 2:

"Due to + noun" strukturasi "sababli" degan ma'noni anglatib, "owing to" va "for" ga sinonim bo'ladi.

Masalan: *We arrived late due to/owing to/for the heavy rain.*

MUSTN'T DO, DON'T NEED TO DO/DON'T HAVE TO DO/NEEDN'T DO (QILMASLIK SHART; QILISH SHART EMAS)

➤ Qoida 1:

"Mustn't do" hozirgi va kelasi zamonda "qilmaslik shart", "mumkin emas" ma'nolarini anglatib, taqiqlash va maslahat berish uchun ishlatiladi. Rasmiy uslubda "may not do" uning sinonimi bo'la oladi.

Masalan: *The baby is sleeping. You mustn't make any noise. People mustn't waste in the streets. You mustn't destroy the bird nests. Be quick! We mustn't be late. You mustn't stare at people like that. He mustn't swim in this river. It is full of crocodiles.*

➤ Qoida 2:

"Don't need to do"/"don't have to do"/"needn't do" hozirgi va kelasi zamonda "shart emas", "ehtiyoj yo'q", "hojati yo'q" ma'nolarini anglatadi.

Masalan: *I'm not working tomorrow. I don't have to get up early. We have got plenty of time. We don't have to hurry. We needn't go to school today. It's day off. You don't have to be rich to live a happy life. You don't need to dust the floor. I'll do it myself. That shirt isn't dirty. You needn't wash it. That's not a secret. He doesn't have to keep it.*

MODAL FE'LLARNING MAJHUL NISBATDA ISHLATILISHI

➤ Qoida 1:

Modal fe'llar majhul nisbatda ikki strukturada ishlatiladi:

1. HOZIRGI ZAMON	
ACTIVE VOICE	PASSIVE VOICE
modal verb + V ₁	modal verb + be + V ₃
<i>Nick can translate English articles. Bob could play the piano. They may solve the problem. She must do it now. He should clean the room. We had to send the letter.</i>	<i>English articles can be translated by Nick. The piano could be played by Bob. The problem may be solved by them. It must be done by her now. The room should be cleaned by him. The letter had to be sent by us.</i>
2. O'TGAN ZAMON	
modal verb + have + V ₃	modal verb + have + been + V ₃
<i>Jack should have cleaned the room. Nick could have sent the letter. Bob must have stolen the money. He may have painted the wall.</i>	<i>The room should have been cleaned by Jack. The letter could have been sent by Nick. The money must have been stolen by Bob. The wall may have been painted by him.</i>

EHTIMOLLIK (TAXMIN) NI IFODALASH

➤ Qoida 1:

Modal fe'llar bilan taxmin ikki xil: *kuchli* va *kuchsiz* darajada ifodalanadi. Kuchli taxmin haqiqatga yaqin bo'lgan, lekin mutlaq haqiqat bo'lmagan ish-harakat va holatlarni ifodalab, uning bo'lishli shaklini "must", bo'lishsiz shaklini esa "can't" ifodalaydi. Kuchsiz taxmin esa amalga oshish ehtimoli oz bo'lgan ish-harakat va holatlarni ifodalab, uning bo'lishli shaklini "may", "might", "could", bo'lishsiz shaklini esa "may not", "might not", "could not" ifodalaydi.

KUCHLI TAXMIN	
MUST	CAN'T
<p>a) "must do" hozirgi va kelasi zamonga nisbatan "bo'lsa kerak" ma'nosini anglatadi. Masalan: <i>You have been travelling all day long. You must be tired. Carol must get very bored with her job. She does the same thing every day. There are no mistakes in your test. You must know English well. He has won a car. He must be happy. His car is in garage. He must be at home.</i></p>	<p>a) "can't do" hozirgi va kelasi zamonga nisbatan "bo'lmasa kerak" ma'nosini anglatadi. Masalan: <i>You have just had lunch. You can't be hungry already. They haven't lived here for very long. They can't know many people. He has failed the exam. He can't be happy. He lives in Tokyo and Tom lives in New York. They can't live close to each other.</i></p>
<p>b) "must be doing" hozirgi davomli zamonga nisbatan "qilayotgan bo'lsa kerak" ma'nosini anglatadi. Masalan: <i>A: Jim is a hard worker.</i> <i>B: Jim? You must be joking. He is very lazy.</i> <i>A: Where is Tom?</i> <i>B: He must be working in the garden. I've just seen him.</i> <i>A: It's 9 p.m. He must be sleeping.</i></p>	<p>b) "can't be doing" hozirgi davomli zamonga nisbatan "qilmayotgan bo'lsa kerak" ma'nosini anglatadi. Masalan: <i>A: Brain said he would definitely be here before 9.30.</i> <i>B: I know, but it's already 10 o'clock now and he is never late. He can't be coming.</i> <i>A: Do you think she is working in her office right now?</i> <i>B: She can't be working because the light is switched off</i></p>
<p>c) "must have done" o'tgan zamonga nisbatan "qilgan bo'lsa kerak" ma'nosini anglatadi. Masalan: <i>The phone rang and I didn't hear it. I must have been asleep. I've lost one of my gloves. I must have dropped it somewhere. Your English is good. You must have studied hard at school.</i></p>	<p>c) "can't have done" o'tgan zamonga nisbatan "qilmagan bo'lsa kerak" ma'nosini anglatadi. Masalan: <i>Jane passed by me without saying hello. She can't have seen me. He failed his exam. He can't have studied hard. Jack drove straight into the river. He can't have looked at the notice.</i></p>
<p>d) "must have been doing" o'tgan davomli zamonga nisbatan "qilayotgan bo'lsa kerak" ma'nosini anglatadi. Masalan: <i>The phone rang and he didn't hear it. He must have been sleeping. There was lots of noise last night. They must have been having a party.</i></p>	<p>d) "can't have been doing" o'tgan davomli zamonga nisbatan "qilmayotgan bo'lsa kerak" ma'nosini anglatadi. Masalan: <i>Jack drove straight into the river. He can't have been looking at the road signs. She can't have been working in her office as the lights were switched off</i></p>
KUCHSIZ TAXMIN	
MAY/MIGHT/COULD	MAY NOT/MIGHT NOT/COULD NOT
<p>a) "may/might/could do" hozirgi va kelasi zamonga nisbatan "qilsa kerak" ma'nosini anglatadi. Masalan: <i>I don't know where he is. He may be in the garden. Ask Ann. She might know. The phone is ringing. It could be Bob. I haven't decided where to spend my holidays yet. Perhaps I may go to Ireland.</i></p>	<p>a) "may/might/could not do" hozirgi va kelasi zamonga nisbatan "qilmasa kerak" ma'nosini anglatadi. Masalan: <i>Ann may not come to the party. She is ill. There might not be a meeting on Friday. Competition among the university students could not take place tomorrow as the weather is going to change.</i></p>
<p>b) "may/might/could be doing" hozirgi davomli zamonga nisbatan "qilayotgan bo'lsa kerak" ma'nosini anglatadi. Masalan: <i>A: Where is she?</i> <i>B: I'm not sure. She may be sleeping.</i> <i>A: What are they doing?</i> <i>B: I don't know. They might be working in the garden.</i> <i>A: Perhaps he could be working alone.</i></p>	<p>b) "may/might not/could not be doing" hozirgi davomli zamonga nisbatan "qilmayotgan bo'lsa kerak" ma'nosini anglatadi. Masalan: <i>A: Where are they?</i> <i>B: I'm not sure. They might not be coming.</i> <i>A: What are they doing?</i> <i>B: I don't know. They couldn't be working in the garden.</i></p>
<p>c) "may/might have done" o'tgan zamonga nisbatan "qilgan bo'lsa kerak" ma'nosini anglatadi. Masalan: <i>A: I wonder why Kate didn't answer the phone.</i> <i>B: Perhaps she may have gone out.</i> <i>A: I can't find my bag.</i> <i>B: You might have left it in the garden when you were watering the plants.</i></p>	<p>c) "may/might not have done" o'tgan zamonga nisbatan "qilmagan bo'lsa kerak" ma'nosini anglatadi. Masalan: <i>A: Why was Sarah late for the meeting yesterday?</i> <i>B: I don't know. She may not have heard about the meeting.</i> <i>A: I wonder why Jane decided not to come to the party last week. It was a wonderful party, wasn't it?</i> <i>B: Yes, but I have no idea. Bob may not have invited her.</i></p>
<p>d) "may/might/could have been doing" o'tgan davomli zamonga nisbatan "qilayotgan bo'lsa kerak (balki)" ma'nosini anglatadi. Masalan: <i>I called him, but he didn't answer. He may have been sleeping, but I don't know exactly.</i></p>	<p>d) "may/might/could not have been doing" o'tgan davomli zamonga nisbatan "qilmayotgan bo'lsa kerak (balki)" ma'nosini anglatadi. Masalan: <i>No one knows how the accident happened. Perhaps the driver may not have been looking at the road.</i></p>

➤ Qoida 2:

Quyidagi majhul nisbatli strukturalar biror kishi yoki narsa haqidagi taxminlar va mish-mishlar ifodalashda ishlatiladi: 1-struktura.

1-QISM		2-QISM
<i>It + "to be" +</i>	<i>expected (kutiladiki)</i>	<i>+ that</i>
	<i>said (aytiladiki)</i>	
	<i>supposed (taxmin qilinadiki)</i>	
	<i>known (ma'lumki)</i>	
	<i>hoped (umid qilinadiki)</i>	
	<i>considered (hisoblanadiki)</i>	
	<i>reported (xabar qilinadiki)</i>	
	<i>written (yoziladiki)</i>	
...		
		<i>+ S + V</i>

Masalan: *It is expected that the contract will be signed soon. It is believed that Akmal didn't steal my car.*

2-struktura.

1-QISM		2-QISM
<i>sb/sth + "to be" +</i>	<i>expected (kutiladi)</i>	<i>+ "to infinitive"</i>
	<i>said (aytiladi)</i>	
	<i>supposed (taxmin qilinadi)</i>	
	<i>known (ma'lum)</i>	
	<i>hoped (umid qilinadi)</i>	
	<i>considered (hisoblanadi)</i>	
	<i>reported (xabar qilinadi)</i>	
	<i>written (yoziladi)</i>	
...		

Masalan: *The contract is expected to be signed soon. Akmal is believed not to have stolen my car.*

➤ Izoh:

1-struktura bilan berilgan gap 2-struktura bilan ham berilishi mumkin. Bunda gap ma'nosi o'zgarmaydi, lekin grammatik strukturada quyidagicha o'zgarishlar ro'y beradi:

a) agar 1-strukturadagi qo'shma gapning asosiy qismi *Present Simple* yoki *Future Simple* aniq nisbatda ifodalangan bo'lsa, 2-strukturada o'tkazishda bunday gaplarning kesimi "*to do*" (inkor gaplar uchun "*not to do*") ga, majhul nisbatda ifodalangan bo'lsa "*to be done*" (inkor gaplar uchun "*not to be done*") ga o'zgaradi:

	1-STRUKTURA	2-STRUKTURA
ANIQ NISBAT	<i>It is said/... that + Present Simple/Future Simple</i>	<i>sb/sth + is said/... + (not) to do</i>
MAJHUL NISBAT		<i>sb/sth + is said/... + (not) to be done</i>

Masalan:

Aniq nisbat.

It is said that John lives in London (1-struktura). John is said to live in London (2-struktura).

It is expected that the strike will not end soon (1-struktura). The strike is expected not to end soon (2-struktura).

Majhul nisbat.

It is reported that the goods are delivered on time (1-struktura). The goods are reported to be delivered on time (2-struktura).

It is hoped that the project will not be completed soon (1-struktura). The project is hoped not to be completed soon (2-struktura).

b)

	1-STRUKTURA	2-STRUKTURA
ANIQ NISBAT	<i>It is said/... that + Present Continuous/Present Perfect Continuous</i>	<i>sb/sth + is said/... +(not) to be doing</i>
MAJHUL NISBAT		<i>sb/sth + is said/... + (not) to be done</i>

Masalan:

Aniq nisbat.

It is believed that Anna is not working at a bank (1-struktura). Anna is believed not to be working at a bank (2-struktura).

It is supposed that they have been suffering from hunger for a week (1-struktura). They are supposed to be suffering from hunger for a week (2-struktura).

Majhul nisbat.

It is reported that the students are being examined (1-struktura). The students are reported to be examined (2-struktura).

Present Perfect Continuous majhul nisbatda mavjud emas.

c)

	1-STRUKTURA	2-STRUKTURA
ANIQ NISBAT	<i>It is said/... that + Present Perfect/Past Simple/Past Perfect</i>	<i>sb/sth + is said/... + (not) to have done</i>
MAJHUL NISBAT		<i>sb/sth + is said/... + (not) to have been done</i>

Masalan:

Aniq nisbat.

It is known that the government has not promised to supply the people with drink water (1-struktura). The government is known not to have promised to supply the people with drink water (2-struktura).

It is alleged that he hit a policeman (1-struktura). He is alleged to have hit the policeman (2-struktura).

It is reported that the meeting had finished by 3 p.m (1-struktura). The meeting is reported to have finished by 3 p.m (2-struktura).

Majhul nisbat.

It is written that famous artists have not been invited to the party (1-struktura). Famous artists are written not to have been invited to the party (2-struktura).

It is alleged that the policeman was hit by a hooligan during the rebellion (1-struktura). The policeman is alleged to have been hit by a hooligan during the rebellion (2-struktura).

It is supposed that Mercedes Benz cars had been delivered to the destination (1-struktura). Mercedes Benz cars are supposed to have been delivered to the destination (2-struktura).

d)

	1-STRUKTURA	2-STRUKTURA
ANIQ NISBAT	<i>It is said/... that + Past Continuous/Past Perfect Continuous</i>	<i>sb/sth + is said/... + (not) to have been doing</i>
MAJHUL NISBAT		<i>sb/sth + is said/... +(not) to have been done</i>

Masalan:

Aniq nisbat.

It is reported that the gang of burglars was not escaping from the police (1-struktura). The gang of burglars is reported not to have been escaping from the police (2-struktura).

It is supposed that he had been working for hours (1-struktura). He is supposed to have been working for hours (2-struktura).

Majhul nisbat.

It is considered that a delicious meal was being cooked in the restaurant at the corner of the street (1-struktura). A delicious meal is considered to have been cooked in the restaurant at the corner of the street (2-struktura).

Past Perfect Continuous majhul nisbatda mavjud emas.

➤ Qoida 3:

Biror ish-harakat yoki predmet haqidagi taxminlar va mish-mishlarni ifodalashda ishlatiladigan strukturalarga xulosa:

1-QISM	2-QISM
<i>expected</i>	<p>+ (not) to V₁ / (not) to be V₃ (Present Simple, Future Simple, aniq/majhul nisbat uchun)</p> <p>+ (not) to be V_{ing} / (not) to be V₃ (Present Continuous, Present Perfect Continuous, aniq/majhul nisbat uchun)</p> <p>+ (not) to have V₃ / (not) to have been V₃ (Present Perfect, Past Simple, Past Perfect, aniq/majhul nisbat uchun)</p> <p>+ (not) to have been V_{ing} / (not) to have been V₃ (Past Continuous, Past Perfect Continuous, aniq/majhul nisbat uchun)</p>
<i>said</i>	
<i>believed</i>	
<i>supposed</i>	
<i>known</i>	
<i>hoped</i>	
<i>agreed</i>	
<i>considered</i>	
<i>decided</i>	
<i>reported</i>	
<i>written</i>	
<i>thought</i>	
<i>understood</i>	
<i>alleged</i>	
...	

➤ Qoida 5:

Quyidagi fe'llar "verb + object + preposition + gerund" strukturasi asosida ishlatiladi:

accuse (of) (ayblamoq)	excuse (for) (kechirim so'ramoq)	stop (from) (to'xtatmoq)
congratulate (on) (tabriklamoq)	thank (for) (minnatdorchilik bildirmoq)	suspect (of) (shubhalanmoq)
prevent (from) (oldini olmoq)	apologise (to) sb (for) (kechirim so'ramoq)	...

Masalan: *They accused us of telling lies. We all congratulated Lisa on winning the first prize. I apologised to them for keeping them waiting.*

➤ Izoh:

1. Yuqoridagi gaplarning inkor shakli quyidagi struktura asosida yasaladi:

S	+ V	+ object	+ preposition	+ not	+ V _{ing}
---	-----	----------	---------------	-------	--------------------

Masalan: *They accused us of not telling the truth. Excuse me for not replying your email.*

2. "Stop somebody doing" va "stop somebody from doing" strukturalari ma'no jihatdan bir xil.

Masalan: *You can't stop me doing what I want./You can't stop me from doing what I want.*

3. Yuqoridagi fe'llar ko'p hollarda majhul nisbatda ishlatiladi.

Masalan: *We were accused of telling lies. The general was suspected of being a spy.*

➤ Qoida 6:

Quyidagi sifatlar va sifatdoshlar "sifat/sifatdosh + preposition + gerund" strukturasi asosida ishlatiladi:

accustomed to (odatlangan)	fond of (yoqtiradigan)	responsible for (javobgar)
afraid of (qo'rqqan)	intent on (kirishib ketgan)	successful in (muvaffaqiyatli)
capable of (qodir)	interested in (qiziqqan)	surprised at (hayratda)
disappointed at (ko'ngli qolgan)	proud of (mag'rur)	tired of (charchagan)

Masalan: *We are accustomed to sleeping late on weekends. They are not capable of understanding the predicament. He seems intent on upsetting everyone in the classroom. My brother is fond of pointing out my mistakes.*

➤ Qoida 7:

Quyidagi otlar "ot + preposition + gerund" strukturasi asosida ishlatiladi:

art of ... (...san'ati)	right of ... (...huquqi)	plan for ... (...rejasi)
astonishment at ... (-dan hayratlanish)	idea of ... (...fikri)	possibility of ... (...ehtimolligi)
apology for ... (...uchun uzr)	importance of ... (...muhimligi)	pleasure of ... (...lazzati)
choice of ... (...tanlovi)	intention of ... (...niyati)	problem of ... (...muammosi)
disappointment at ... (-dan norozilik)	interest in ... (-da qiziqish)	process of ... (...jarayoni)
excuse for ... (...uchun bahona)	means of ... (...usuli)	reason for ... (...sababi)
experience in ... (-da malaka)	method for ... (...uslubi)	skill in ... (-da mahorat)
fear of ... (...qo'rquvi)	necessity of ... (...zaruriyati)	surprise at ... (-dan ajablanish)
habit of ... (...odati)	objection to ... (-ga qarshilik)	way of ... (...yo'li)
hope of ... (...umidi)	opportunity of ... (...imkoniyati)	...

Masalan: *There is possibility of acquiring this property at a good price. Peter has no excuse for dropping out of school. We had no choice of choosing so we agreed with what they said.*

➤ Qoida 8:

Quyidagi iboralardan keyin fe'l kelsa, ular faqat "gerund" shaklida ishlatiladi:

spend time/money ... (vaqt/pulni ... sarflamoq)	it's (not) worth ... (...arzimoq)
catch + (pro)noun ... (...-da ushlab olmoq)	it's no use ... (...-dan foyda yo'q)
sb be late (but it + to be + late + to do) ... (...-ib kechikmoq)	it's no good ... (...yaxshi emas)
can't help/avoid ... (...-masdan tura olmaslik)	be busy ... (...band bo'lmoq)
can't stop/resist ... (...-dan to'xtata olmaslik)	lie + place ... (...yotmoq)
can't stand ... (...-ga toqat qila olmaslik)	sit + place ... (...o'tirmoq)
can't imagine/see ... (...-ni tasavvur qila olmaslik)	stand + place ... (...turmoq)
have fun/a good time ... (...vaqtini xush qilmoq)	there is no point in ... (...-da foyda yo'q)
have a hard time/difficult time ... (...qiyinchilik bo'lmoq)	find + (pro)noun ... (...-holda topmoq)
a waste of money/time ... (...vaqtni/pr. ni isrof qilish)	go/come + activity ... (...-ga bormoq/kelmoq)
have difficulty/trouble ... (...qiyinchilik bo'lmoq)	smell/taste + noun ... (...hidlamoq/ta'timoq)

Masalan: *This book is worth reading. I had a difficulty finding a place to live. We went swimming last week. I spent much time buying some goods. I found him lying on the floor. He sat on the sofa reading a newspaper. I couldn't help laughing. We are going fishing tomorrow. Jane goes dancing three times a week. Bob is going skiing after a week. It is a waste of time playing computer games all day long. Can you smell something burning? She accurately tasted the soup boiling.*

➤ Qoida 9:

“Gerund” ning oldidan qaratqich kelishidagi olmoshlar va otlar kelishi mumkin.

Masalan: *I appreciate your speaking in English. He denied his father's stealing the car. I dream of my son's becoming a pilot. Nick's boss approved his not stealing the property of the company.*

➤ Qoida 10:

while	+ V _{ing}
when (“qachonki” ma’nosida, agar “qachon” ma’nosida kelsa, “to infinitive” ishlatiladi)	
before	
after	
by	
without	

Masalan: *Before going out, I phoned Sarah. What did you do after leaving school? You can improve your English by reading more. While sleeping you get more energy. He ran three kilometres without stopping.*

➤ Qoida 11:

Would you mind	+ V _{ing} ?	-qilishga qarshi emasiz?
	if + S + V ₂	-...qilsa qarshi emasiz?

Masalan: *Would you mind closing the door? Would you mind if I opened the window? Would you mind helping me with my housework? Would you mind if Tom went to the cinema with us tonight?*

➤ Qoida 12:

to be worth	+ V _{ing}	-arziydigan
-------------	--------------------	-------------

Masalan: *This book is worth reading. This film isn't worth seeing. Was that ground worth cultivating? A lot of the small towns in the area are definitely worth visiting. It's worth checking the details of the contract before you sign it. It's well worth getting there early if you want a good seat.*

➤ Qoida 13:

	GERUNDIYNING MAJHUL HOLATI
HOZIRGI ZAMON	being done
O‘TGAN ZAMON	having been done

Masalan: *She insisted on being seen by the director. I don't mind being invited to parties. The teacher doesn't mind being waited by the students. Having finished his work, he decided to return home. Having been painted in bright colours, the room looked more beautiful than before.*

➤ Qoida 14:

Kesimi “gerund” talab qiladigan fe’lardan tarkib topgan aniq nisbatdagi gaplarni majhul nisbatga aylantirishda “gerund” fe’ning noaniq shakli “being done” shaklini oladi.

Masalan:

Aniq nisbat.

I don't like people telling me what to do.

She insisted on seeing the doctor.

Majhul nisbat.

I don't like being told what to do.

She insisted on being seen by the doctor.

INFINITIVE
(INFINITIV)

➤ Shakli:

PRESENT ACTIVE	PRESENT PASSIVE	PAST ACTIVE	PAST PASSIVE
to do...	to be done...	to have done...	to have been done...

➤ Qoida 1:

“Infinitive” gap boshida ega vazifasida harakat nomi bo‘lib keladi. Lekin gapning egasi fe’l bilan izohlanishida fe’ning “infinitive” shaklidan ko‘ra “gerund” shakli ustunroq tura di.

Masalan: *To run every day is healthful. To read a book is important. To be or not to be - that's the question. To know her is to love her. To be invited to parties makes you feel pleased.*

➤ Qoida 2:

Quyidagi fe'llardan keyin to'ldiruvchi vazifasida fe'l kelsa, ular "to infinitive" shaklida ishlatiladi:

<i>aim</i> (maqsad qilmoq)	<i>entitle</i> (vakolat bermoq)	<i>promise</i> (va'da bermoq)
<i>afford</i> (qurbi yetmoq)	<i>expect</i> (kutmoq)	<i>prove</i> (isbotlamoq)
<i>agree</i> (rozi bo'lmoq)	<i>fail</i> (omadsizlikka uchramoq)	<i>refuse</i> (rad etmoq)
<i>appear</i> (tuyulmoq)	<i>get</i> (bo'lmoq)	<i>resolve</i> (qaror qilmoq)
<i>appoint</i> (tayinlamoq)	<i>guarantee</i> (kafolat bermoq)	<i>say</i> (aytmoq)
<i>arrange</i> (rejalashtirmoq)	<i>happen</i> (tasodifan qilmoq)	<i>seek</i> (intilmoq)
<i>ask</i> (so'ramoq)	<i>hasten</i> (shoshilmoq)	<i>seem</i> (tuyulmoq)
<i>attempt</i> (harakat qilmoq)	<i>hesitate</i> (ikkilanmoq)	<i>struggle</i> (tirishmoq)
<i>be able</i> (qodir bo'lmoq)	<i>hope</i> (umid qilmoq)	<i>strive</i> (qattiq urinmoq)
<i>care</i> (xohlamoq)	<i>hurry</i> (shoshilmoq)	<i>summon</i> (chaqirmoq)
<i>choose</i> (qaror qilmoq)	<i>inspire</i> (ilhomlantirmoq)	<i>swear</i> (qasam ichmoq)
<i>claim</i> (tasdiqlamoq)	<i>instruct</i> (ko'rsatma bermoq)	<i>teach</i> (o'qitmoq)
<i>command</i> (buyurmoq)	<i>intend</i> (niyat qilmoq)	<i>tell</i> (aytmoq)
<i>condescend</i> (rozi bo'lmoq)	<i>learn</i> (o'rganmoq)	<i>tempt</i> (jalb etmoq)
<i>consent</i> (rozi bo'lmoq)	<i>long</i> (qattiq xohlamoq)	<i>tend</i> (odatlanib qolmoq)
<i>decide</i> (qaror qilmoq)	<i>manage</i> (ulgurmoq)	<i>threaten</i> (po'pisa qilmoq)
<i>demand</i> (talab qilmoq)	<i>neglect</i> (e'tiborsiz qoldirmoq)	<i>undertake</i> (va'da bermoq)
<i>determine</i> (qasd qilmoq)	<i>offer</i> (taklif qilmoq)	<i>vow</i> (qasam ichmoq)
<i>empower</i> (vakolat bermoq)	<i>plan</i> (rejalashtirmoq)	<i>volunteer</i> (ko'ngilli bo'lmoq)
<i>enable</i> (imkoniyat bermoq)	<i>prepare</i> (tayyorlamoq)	<i>wait</i> (muntazir bo'lmoq)
<i>encourage</i> (ruhlantirmoq)	<i>pretend</i> (mug'ombirlik qilmoq)	<i>want</i> (xohlamoq)
<i>endeavour</i> (harakat qilmoq)	<i>proceed</i> (davom etmoq)	<i>wish</i> (xohlamoq)

Masalan: *I managed to reach the top of the hill. She failed to explain the problem clearly. We can't afford to go out tonight. He asked to see her. Do you want to go to the beach? We expect you to do your best in the exam. I decided not to go there.*

➤ Izoh:

1. Quyidagi fe'llardan keyin ba'zan "wh" - maxsus so'roq so'zlar kelib, ulardan so'ng fe'l kelsa, bunday fe'llar "to infinitive" shaklida ishlatiladi:

<i>ask</i> (so'ramoq)	<i>forget</i> (unutmoq)	<i>remember</i> (eslamoq)
<i>decide</i> (qaror qilmoq)	<i>know</i> (bilmoq)	<i>understand</i> (tushunmoq)
<i>explain</i> (tushuntirmoq)	<i>learn</i> (o'rganmoq)	<i>wonder</i> (bilishni xohlamoq)

Masalan: *We asked how to get to the station. Have you decided where to go for your holidays? I don't know whether to apply for the job or not. Do you understand what to do?*

2. Shuningdek, quyidagi struktura da to'ldiruvchidan keyin "wh" kelib, undan so'ng fe'l "to infinitive" shaklda ishlatiladi:

<i>show</i> (ko'rsatmoq)	+ somebody	+ wh	+ to infinitive
<i>tell</i> (aytmoq)			
<i>ask</i> (so'ramoq)			
<i>advise</i> (maslahat bermoq)			
<i>teach</i> (o'qitmoq)			

Masalan: *Can somebody show me how to use this camera? He'll tell you what to do. Instructors teach people without experience how to drive cars. I asked passers-by how to get to the airport. My uncle advised me where to address my complaint.*

➤ Qoida 3:

Quyidagi fe'l va fe'li birikmalar ikki xil struktura asosida ishlatilishi mumkin:

<i>want</i> (xohlamoq)	<i>ask</i> (so'ramoq)	<i>help</i> (yordam bermoq)	<i>would like</i> (xohlamoq)
<i>expect</i> (kutmoq)	<i>beg</i> (yolvorib so'ramoq)	<i>mean</i> (xohlamoq)	<i>would prefer</i> (afzal ko'rmoq)

Masalan:

1. Verb + to...	2. Verb + object + to...
<i>We expected to be late.</i>	<i>We expected Dan to be late.</i>
<i>Would you like to go now?</i>	<i>Would you like me to go now?</i>
<i>He doesn't want to know.</i>	<i>He doesn't want anybody to know.</i>

➤ Izoh:

"Want" fe'lidan keyin "that" bog'lovchisi ishlatilmaydi.

Masalan: *Do you want me to come with you? (Do you want that...)*

➤ Qoida 4:

Quyidagi fe'llar "verb + object + to..." strukturasi asosida ishlatiladi:

<i>beg</i> (yolvorib so'ramoq)	<i>get</i> (=enable) (imkoniyat bermog)	<i>provoke</i> (qo'zg'atmoq)
<i>cause</i> (sabab bo'lmoq)	<i>hire</i> (yollamoq)	<i>remind</i> (eslatmoq)
<i>convince</i> (ko'ndirmoq)	<i>implore</i> (yalinmoq)	<i>require</i> (talab qilmoq)
<i>challenge</i> (da'vat etmoq)	<i>incite</i> (yomon ishga undamoq)	<i>stimulate</i> (qiziqitirmoq)
<i>defy</i> (chorlamoq)	<i>induce</i> (majburlamoq)	<i>teach</i> (o'qitmoq)
<i>direct</i> (ko'rsatma bermog)	<i>invite</i> (taklif qilmoq)	<i>tell</i> (aytmoq)
<i>enable</i> (imkoniyat bermog)	<i>lead</i> (sabab bo'lmoq)	<i>trust</i> (ishonmoq)
<i>entreat</i> (o'tinib so'ramoq)	<i>oblige</i> (majburlamoq)	<i>urge</i> (undamoq)
<i>encourage</i> (ruhlantirmoq)	<i>order</i> (buyurmoq)	<i>use</i> (foydalanmoq)
<i>entice</i> (havasini keltirmoq)	<i>persuade</i> (undamoq)	<i>warn</i> (ogohlantirmoq)
<i>force</i> (majburlamoq)	<i>press</i> (bosim o'tkazmoq)	...
<i>forbid</i> (taqiqlamoq)	<i>prompt</i> (undamoq)	...

Masalan: *Can you remind me to call Sam tomorrow? Who taught you to drive? I didn't move the piano by myself I got somebody to help me. Joe said the switch was dangerous and warned me not to touch it. Nothing would induce me to vote for him again. There was no evidence that he had incited the members of group to violence.*

➤ Izoh:

a) "suggest" fe'li bu struktura asosida ishlatilmaydi.

Masalan: *Jane suggested that I ask your advice. (Jane suggested me to ask...)*

b) yuqorida keltirilgan fe'llar majhul nisbatda ham ishlatilishi mumkin.

Masalan: *I was warned not to touch the switch.*

➤ Qoida 5:

Maqsad ko'rsatish uchun "to infinitive" dan foydalanamiz va u "...uchun", "...maqsadida" ma'nolarini anglatadi.

Masalan: *She has gone to collect her pay cheque. The three men went into the forest to find firewood. The children need a garden to play in. To learn English you should study hard. I bought a book to read it during my holiday. Ann went out to the shop to buy some bread.*

➤ Izoh:

1. Shuningdek, maqsad quyidagi strukturalar asosida ham ifodalanishi mumkin:

<i>in order</i> (not) to do	-qilish maqsadida, qilish uchun
<i>so as</i> (not) to do	

Masalan: *He bought this book in order to read in the train. We went along silently on tiptoe so as not to disturb anyone. When his mother started cleaning the house, Jane stopped doing her homework so as to help her mother.*

2. "So that" ham maqsad ko'rsatishda ishlatilib, u quyidagicha holatlarda qo'llaniladi:

a) kelasi zamon

S	+ Present Tense	+ so (that)	+ S	+ do (not)	+ V ₁
				+ can (not)	
				+ will (not)	

Masalan: *Eat something now so you won't get hungry later. Leave the keys out so that I remember to take them with me. She is learning English so she can study in Canada.*

b) o'tgan zamon

S	+ Past Tense	+ so (that)	+ S	+ would (not)	+ V ₁
				+ could (not)	

Masalan: *I hurried so that I wouldn't be late. He lowered his voice so Doris couldn't hear. I deliberately didn't have lunch so that I would be hungry tonight. We moved to London so we could see our friends more often.*

➤ Qoida 6:

<i>It + is/was</i> (not)	+ adjective	+ (for + sb/sth) + (not) to infinitive
--------------------------	-------------	--

➤ Izoh:

Ko'p hollarda ushbu sifatlar ishlatilishi mumkin:

<i>dangerous</i> (xavfli)	<i>expensive</i> (qimmat)	<i>interesting</i> (qiziqarli)	<i>terrible</i> (dahshatli)
<i>difficult</i> (qiyin)	<i>important</i> (muhim)	<i>nice</i> (ajoyib)	<i>wonderful</i> (ajoyib)
<i>easy</i> (oson)	<i>impossible</i> (ilojsiz)	<i>safe</i> (xavfsiz)	...

Masalan: *It's nice to see you again. It's impossible to understand her. It wasn't easy to find your house. It has been always expensive to buy a house from the city centre.*

➤ Qoida 7:

<i>It + is/was (not)</i>	<i>+ adjective</i>	<i>+ of sb</i>	<i>+ (not) to infinitive</i>
--------------------------	--------------------	----------------	------------------------------

➤ Izoh:

Ko'p hollarda ushbu sifatlar ishlatilishi mumkin:

<i>careless (e'tiborsiz)</i>	<i>kind (mehribon)</i>	<i>polite (muloyim)</i>	<i>unfair (adolatsiz)</i>
<i>clever (aqlli)</i>	<i>mean (pastkash)</i>	<i>sensible (mulohazali)</i>	<i>wrong (xato)</i>
<i>generous (saxiy)</i>	<i>nice (ajoyib)</i>	<i>silly (ahmoq)</i>	...
<i>good (yaxshi)</i>	<i>pleased (xursand)</i>	<i>stupid (tentak)</i>	...

Masalan: *It is nice of you to take me to the station. It was silly of Mary to give up her job.*

➤ Qoida 8:

<i>sb</i>	<i>+ to be (not)</i>	<i>+ adjective</i>	<i>+ (not) to infinitive</i>
-----------	----------------------	--------------------	------------------------------

➤ Izoh:

Ko'p hollarda ushbu sifatlar ishlatilishi mumkin:

<i>amazed (ajablangan)</i>	<i>generous (saxiy)</i>	<i>pleased (xursand)</i>	<i>sorry (afsusda)</i>
<i>angry (jahldor)</i>	<i>glad (xursand)</i>	<i>polite (muloyim)</i>	<i>stupid (tentak)</i>
<i>astonished (lol qolgan)</i>	<i>happy (baxtiyor)</i>	<i>relieved (xotirjam)</i>	<i>surprised (ajablangan)</i>
<i>delighted (zavqlangan)</i>	<i>kind (mehribon)</i>	<i>sad (g'amgin)</i>	...
<i>disappointed (ko'ngli qolgan)</i>	<i>nice (ajoyib)</i>	<i>silly (ahmoq)</i>	...

Masalan: *I was sorry to hear that your father was ill. Tom was surprised to meet you. I am glad to see you.*

➤ Qoida 9:

<i>the first/second/third/...</i>	<i>+ (noun) + to infinitive</i>
<i>the next</i>	
<i>the last</i>	
<i>the only</i>	
<i>the following</i>	
<i>sure</i>	
<i>certain</i>	
<i>bound</i>	
<i>likely</i>	

Masalan: *If I have any more news, you'll be the first to know. Everybody was late except me. I was the only one to arrive on time. The captain was the last to leave the ship. She is sure to pass the exam. I'm likely to be late home tonight.*

➤ Qoida 10:

<i>It + to be + (not)</i>	<i>a good idea</i>	<i>+ for + sb/sth + (not) to infinitive</i>
	<i>a good thing</i>	
	<i>a mistake</i>	
	<i>easy</i>	
	<i>difficult</i>	
	<i>hard</i>	
	...	

Masalan: *It was a mistake for Jim to buy that used car. It was easy for David to pass the exams.*

➤ Qoida 11:

<i>too</i>	<i>+ adjective/adverb</i>	<i>+ (for sb)</i>	<i>+ to infinitive</i>
------------	---------------------------	-------------------	------------------------

Masalan: *This soup is too hot to eat. She walked too quickly to follow. I have too many books to carry. She spoke too fast for me to understand.*

➤ Qoida 12:

<i>enough</i>	<i>+ noun</i>	<i>+ to infinitive</i>
<i>adjective/adverb</i>	<i>+ enough</i>	

Masalan: *There isn't enough snow to ski on. You aren't old enough to die.*

➤ Qoida 13:

Barcha "wh" so'roq so'zlaridan keyin to'ldiruvchi vazifasida fe'l kelsa, ular "to infinitive" shaklida ishlatiladi.

Masalan: *She asked me how to use the washing machine. Have you decided where to go for your holiday? Do you understand what to do after finishing your homework?*

➤ Qoida 14:

“Why” bilan “*to infinitive*” ishlatiladi. “*Why to infinitive*” yoki “*Why not to infinitive*”. Lekin majhul nisbatda undan keyin doim “*to infinitive*” ishlatiladi.

Masalan: *Why wait until tomorrow? Why not ask him now?*

➤ Qoida 15:

<i>whether to do or not do</i>	<i>-qilish kerakmi yoki qilmaslik</i>
--------------------------------	---------------------------------------

Masalan: *I have not decided yet whether to go or not go.*

➤ Qoida 16:

Barcha “*to infinitive*” talab qiladigan fe’llardan keyin olmosh yoki ot soʻz turkumi obyekt kelishigida ishlatiladi.

Masalan: *We expected Tom to be here. Would you like me (to) go now? Can you remind us (we) to phone Ann tomorrow?*

➤ Qoida 17:

<i>make</i>	<i>+ object</i>	<i>+ to infinitive</i>
<i>let</i>		

Masalan: *My parents let her stay out late. Let’s go to the cinema tonight. I can’t make the TV work. Don’t make me study that boring grammar book! The customs officer made Sally open her case. Hot weather makes me feel tired.*

➤ Izoh:

“*Make*” majhul nisbatda kelganda to’ldiruvchi ishtirok etmaydi va undan keyingi fe’l “*to infinitive*” shaklida ishlatiladi.

Masalan: *I’m made to sweep the floor every day. She was made to eat fish.*

➤ Qoida 18:

a) hozirgi va kelasi zamonga nisbatan

<i>would like (xohlamoq)</i>	<i>+ to infinitive</i>
<i>would love (yoqtirmoq)</i>	
<i>would hate (yomon ko’rmoq)</i>	
<i>would prefer (afzal ko’rmoq)</i>	

Masalan: *I would like to go to the cinema today. I’d hate to eat fish now. Would you like to go with me?*

b) oʻtgan zamonga nisbatan

<i>would like (xohlamoq)</i>	<i>+ to have V₃</i>
<i>would love (yoqtirmoq)</i>	
<i>would hate (yomon ko’rmoq)</i>	
<i>would prefer (afzal ko’rmoq)</i>	

Masalan: *I would like to have gone to the cinema last weekend. I’d love not to have met Jack yesterday.*

➤ Qoida 19:

<i>would sooner</i>	<i>+ to infinitive</i>	<i>-yaxshisi</i>
---------------------	------------------------	------------------

Masalan: *I’d sooner buy this car. I would sooner die than live here.*

➤ Izoh:

“*Would sooner*” birikmasiga “*would (just) as soon*” sinonim bo’la oladi.

<i>would (just) as soon</i>	<i>+ to infinitive sth</i>	<i>(+ as + to infinitive sth)</i>	<i>...-dan ko’ra yaxshisi...</i>
-----------------------------	----------------------------	-----------------------------------	----------------------------------

Masalan: *I would as soon go to another restaurant as wait for a table here. I’d just as soon stay at home.*

A: *Would you like to go out for dinner?*

B: *I would just as soon stay in - I’m not feeling well.*

➤ Qoida 20:

“*Dare*” (*jur’at etmoq*) fe’li oddiy fe’l bo’lib kelganda “*to infinitive*” yoki “*to infinitive*” bilan kelishi mumkin, farqi yoʻq. Lekin modal fe’l bo’lib kelganda soʻroq va inkor gaplarda (“*daren’t*” bo’lganda) har doim “*to infinitive*” bilan keladi.

Masalan: *Everyone in the office complains that he smells awful, but nobody dares (to) mention it to him. I daren’t think how much it’s going to cost. Only a few journalists dared to cover the story. Dare we admit this? How dare you accuse me of lying!*

➤ Izoh:

“*Don’t/doesn’t/didn’t + dare*” bo’lganda ko’pincha “*to infinitive*” ishlatiladi, ba’zida “*to infinitive*” ishlatilishi holati ham kuzatilishi mumkin.

Masalan: *I don’t dare to speak to Jack. No wonder the Party did not dare publish that document.*

➤ Qoida 21:

“*Help*” fe’li “*to infinitive*” yoki “*to infinitive*” bilan ham kelishi mumkin, farqi yoʻq.

Masalan: *He helped me (to) move the furniture.*

➤ Izoh:

Majhul nisbatda “*help*” fe’li “*to infinitive*” bilan ishlatiladi.

Masalan: *He was helped to tidy the garage.*

➤ Qoida 22:

a)

<i>It's time</i>	<i>+ to infinitive</i>	<i>-vaqti bo'ldi</i>
------------------	------------------------	----------------------

Masalan: *It's time to go to bed. It's time to play.*

b)

<i>It's time</i>	<i>+ for sb</i>	<i>+ to infinitive</i>	<i>...uchun vaqti bo'ldi</i>
------------------	-----------------	------------------------	------------------------------

Masalan: *It's time for Nick to go to bed. It's time for us to play now. It's time for Jack to think about his health.*

c)

<i>It's time</i>	<i>+ sb</i>	<i>+ V₂</i>	<i>+ sth</i>	<i>...vaqti bo'ldi (hozirgi zamon)</i>
------------------	-------------	------------------------	--------------	--

Masalan: *It's time I went to bed.*

d)

<i>It was time</i>	<i>+ sb</i>	<i>+ V₂</i>	<i>+ sth</i>	<i>-vaqti edi (o'tgan zamon)</i>
--------------------	-------------	------------------------	--------------	----------------------------------

Masalan: *It was time we played.*

➤ Izoh:

Yuqoridagi strukturalar o'rnida "It's high time" (allaqachon vaqti bo'ldi), "It's about time" (vaqti yaqinlashib qoldi) strukturalari ham ishlatilishi mumkin.

Masalan: *Jack is a great talker. But it's high time he did something instead of just talking. It's about time to go to bed.*

➤ Qoida 23:

a)

<i>prefer</i>	<i>+ V_{ing}</i>	<i>=</i>	<i>prefer</i>	<i>+ to infinitive</i>	<i>-afzal ko'rmoq</i>
---------------	--------------------------	----------	---------------	------------------------	-----------------------

Masalan: *I prefer to live in the country. I prefer living in the country.*

b)

<i>prefer</i>	<i>+ V_{ing}</i>	<i>+ to</i>	<i>V_{ing}</i>	<i>...-dan ...-ni afzal ko'rmoq</i>
---------------	--------------------------	-------------	------------------------	-------------------------------------

Masalan: *I prefer dancing to singing.*

c)

<i>prefer</i>	<i>+ to infinitive</i>	<i>+ rather than</i>	<i>+ to infinitive</i>	<i>...-dan ...-ni afzal ko'rmoq</i>
---------------	------------------------	----------------------	------------------------	-------------------------------------

Masalan: *I prefer to dance rather than sing.*

d)

<i>prefer</i>	<i>+ sb/sth</i>	<i>+ to sb/sth</i>	<i>...-dan ...-ni afzal ko'rmoq</i>
---------------	-----------------	--------------------	-------------------------------------

Masalan: *I prefer Jack to Tom. I prefer coffee to tea.*

e)

<i>would prefer</i>	<i>+ to infinitive</i>	<i>+ rather than</i>	<i>+ to infinitive</i>	<i>...-dan ...-ni afzal ko'rmoq</i>
---------------------	------------------------	----------------------	------------------------	-------------------------------------

Masalan: *I would prefer to dance rather than sing.*

➤ Qoida 24:

a)

<i>advise (maslahat bermoq)</i>	<i>+ object</i>	<i>+ to infinitive</i>
<i>allow (ruxsat bermoq)</i>		
<i>permit (ijozat bermoq)</i>		
<i>recommend (tavsiya bermoq)</i>		
<i>propose (niyat qilmoq)</i>		
<i>encourage (ruhlantirmoq)</i>		

Masalan: *He advised me to stay at this hotel. Father didn't allow his son to smoke in the room. They recommend us to go to the mountains. His father encouraged Jack to begin playing the guitar.*

➤ Izoh:

Yuqoridagi fe'llar majhul nisbatda bo'lsa to'ldiruvchi kelmaydi va "to infinitive" ishlatiladi:

Masalan: *He was allowed to go out. As a punishment, she was not permitted to attend any school activities.*

b)

<i>advise (maslahat bermoq)</i>	<i>+ object</i>	<i>+ gerund</i>
<i>permit (ijozat bermoq)</i>		
<i>recommend (tavsiya qilmoq)</i>		
<i>propose (taklif qilmoq)</i>		

Masalan: *He advised staying at this hotel. Father didn't allow smoking in the room. They recommended going to the mountains.*

➤ Qoida 25:

a)

<i>somebody</i> +	<i>need</i>	+ <i>to infinitive</i> (aniq nisbat) + <i>to be done</i> (majhul nisbat)
	<i>want</i>	
	<i>deserve</i>	
	<i>require</i>	

Masalan: *Jack wants to go to the cinema. Jack needs to learn English. The children wanted to be taken to the zoo. George required to be given a lift. No-one deserves to be promoted.*

b)

<i>something</i> +	<i>need</i>	+ <i>ing/to be done</i> (ma'no har doim majhul)
	<i>want</i>	
	<i>deserve</i>	
	<i>require</i>	

Masalan: *The flowers want watering (to be watered). My car needs washing (to be washed). This book deserves reading (to be read). My phone requires charging (to be charged).*

➤ Qoida 26:

<i>watch</i> (tomosha qilmoq)	+ <i>object</i>	+ <i>to infinitive</i> (butun harakatni, boshdan-oyoq) + <i>ing</i> (davomiy harakatni, harakatning bir qismini)
<i>see</i> (ko'rmoq)		
<i>hear</i> (eshitmoq)		
<i>listen to</i> (tinglamoq)		
<i>feel</i> (his qilmoq)		
<i>notice</i> (payqamoq)		

Masalan: *Jack saw Ann fall down the stairs. Jack saw Ann falling down the stairs. The girl felt the spider crawl up her leg. The girl felt the spider crawling up her leg. I have never seen her dance. I have never seen her dancing.*

➤ Izoh:

Agar yuqoridagi fe'llar majhul nisbatda bo'lsa, to'ldiruvchi bo'lmaydi va "to infinitive" yoki "gerund" bilan ishlatiladi.

Masalan: *He was watched to cross/crossing the street. He was seen to run/running along the road.*

➤ Qoida 27:

<i>turned out</i>	+ <i>to infinitive</i>	...bo'lib chiqdi
-------------------	------------------------	------------------

Masalan: *At first nobody believed Nick, but finally he turned out to be right.*

➤ Qoida 28:

1.

<i>chance of</i>	+ <i>V_{ing}</i>	-ehtimollik
------------------	--------------------------	-------------

Masalan: *We have a chance of winning the game. Do you think I have a chance of passing the examination.*

➤ Izoh:

a) "chance" so'zi "any", "no", "little", "much" so'zlari bilan hamda "stand" fe'li bilan ham ishlatilishi mumkin.

Masalan: *I don't think I have much chance of finding a job. He has no chance of passing the examination. He doesn't stand a chance of passing the examination.*

b) shuningdek, "chance" so'zi "there is a chance of something happening" yoki "there is a chance that something will happen" strukturalari asosida ham ishlatilishi mumkin.

Masalan: *There is a chance that I'll be late home this evening. Is there any chance of you lending me some money till tomorrow.*

2.

<i>chance</i>	+ <i>to infinitive</i>	-imkoniyat (vaqt, pul, ...)
---------------	------------------------	-----------------------------

Masalan: *We didn't have much chance to talk to each other when we last met. These days I don't get much chance to watch television. I am too busy.*

A: *Have you read the book I lent you?*

B: *No, I haven't had a chance to look at it yet.*

➤ Qoida 29:

<i>opportunity</i>	+ <i>to infinitive</i>	=	<i>opportunity of</i>	+ <i>V_{ing}</i>	-imkoniyat (vaqt, pul, ...)
--------------------	------------------------	---	-----------------------	--------------------------	-----------------------------

Masalan: *I have the opportunity to study in the United States for a year. Do you think I should go? After the lecture there will be an opportunity to ask questions.*

➤ Izoh:

"Opportunity" so'zi "any", "no", "little", "much", "plenty of", "more" so'zlari bilan ham ishlatilishi mumkin.

Masalan: *Do you have much opportunity to speak English.*

➤ Qoida 30:

“Chance” va “opportunity” soʻzlarining farqi:

opportunity	+ to infinitive	=	opportunity of	+ V _{ing}	=	chance	+ to infinitive
-------------	-----------------	---	----------------	--------------------	---	--------	-----------------

Masalan:

A: Have you read the book I lent you?

B: No, I haven't had an opportunity to look at it yet./No, I haven't had a chance to look at it yet. -No, I haven't had an opportunity of looking at it yet./No, I haven't had a chance of looking at it yet.

➤ Qoida 31:

begin (boshlamog)	+ V _{ing} yoki “to infinitive” (farqi yoʻq, lekin “V _{ing} ” ustunroq)
start (boshlamog)	
continue (davom etmog)	
intend (niyat qilmog)	
finish (tugatmog)	
bother (harakat qilmog)	
love (yoqtirmog)	
can't bear (toqat qilolmaslik)	
propose (niyat qilmog; koʻzda tutmog)	
cease (toʻxtatmog)	

Masalan: The baby began crying (to cry). I love meeting (to meet) with people. I can't bear being alone (to be). He continued working (to work). The report also proposes extending (to extend) the motorway. He didn't bother answering (to answer) the question. It ceased raining (to rain) and the sky cleared up. We intend looking (to look) at the situation again.

➤ Izoh:

Yuqoridagi feʼllarning ayrimlari davomli zamonlarda ham ishlatilishi mumkin. Agar ular davomli zamonda kelsa, ulardan keyin “to infinitive” ishlatiladi.

Masalan: It's starting to rain. The girl is beginning to recover. He will be continuing to work for that company this time next year, where his grandfather once worked.

➤ Qoida 32:

a)

like	+ V _{ing}	-rohatlanmog
------	--------------------	--------------

Masalan: I like driving a car. Jane likes cooking. Do you like swimming? I like living here.

b)

like	+ to infinitive	-shunday qilishni toʻgʻri deb topmog (majburlik, lekin rohatlanmaydi)
------	-----------------	---

Masalan: I like to wash my hair twice a week. I like to wash dishes after meals. John likes to go to work on time.

➤ Izoh:

Do you like to do...?, I like to do...

Masalan: I like to see people enjoying themselves.

➤ Qoida 33:

a)

remember	+ V _{ing}	-eslamog (oldin qilingan ishni)
----------	--------------------	---------------------------------

Masalan: I remember locking the door. I remember seeing you when I was in London.

b)

remember	+ to infinitive	-eslamog (endi qilinishi kerak boʻlgan ishni)
----------	-----------------	---

Masalan: When I was passing the shop I remembered to buy some bread. Please, remember to post this letter.

➤ Qoida 34:

a)

forget	+ V _{ing}	-unutmog (oldin qilingan ishni)
--------	--------------------	---------------------------------

Masalan: I'll never forget seeing the Queen. I've forgotten lending you the money.

b)

forget	+ to infinitive	-unutmog (endi qilinishi kerak boʻlgan ishni)
--------	-----------------	---

Masalan: Don't forget to post this letter. I forgot to buy some bread. I mustn't forget to read this book.

➤ Qoida 35:

a)

regret	+ V _{ing}	-afsuslanmog, achinmog (oʻtgan ishga)
--------	--------------------	---------------------------------------

Masalan: I regret not passing the exam. I regret lending you some money.

➤ Qoida 30:

“Chance” va “opportunity” soʻzlarining farqi:

<i>opportunity</i>	+ to infinitive	=	<i>opportunity of</i>	+ V _{ing}	=	<i>chance</i>	+ to infinitive
--------------------	-----------------	---	-----------------------	--------------------	---	---------------	-----------------

Masalan:

A: Have you read the book I lent you?

B: No, I haven't had an **opportunity to look** at it yet./No, I haven't had an **opportunity of looking** at it yet./No, I haven't had **chance to look** at it yet. -No, I haven't had a **chance of looking** at it yet.

➤ Qoida 31:

<i>begin</i> (boshlamq)	+ V _{ing} yoki “to infinitive” (farqi yoʻq, lekin “V _{ing} ” ustunroq)
<i>start</i> (boshlamq)	
<i>continue</i> (davom etmoq)	
<i>intend</i> (niyat qilmoq)	
<i>finish</i> (tugatmoq)	
<i>bother</i> (harakat qilmoq)	
<i>love</i> (yoqtirmoq)	
<i>can't bear</i> (toqat qilolmaslik)	
<i>propose</i> (niyat qilmoq; koʻzda tutmoq)	
<i>cease</i> (toʻxtatmoq)	

Masalan: The baby **began crying** (to cry). I **love meeting** (to meet) with people. I **can't bear being alone** (to be). He **continues working** (to work). The report also **proposes extending** (to extend) the motorway. He **didn't bother answering** (to answer) the question. It **ceased raining** (to rain) and the sky cleared up. We **intend looking** (to look) at the situation again.

➤ Izoh:

Yuqoridagi fe'llarning ayrimlari davomli zamonlarda ham ishlatilishi mumkin. Agar ular davomli zamonda kel ulardan keyin “to infinitive” ishlatiladi.

Masalan: It's **starting to rain**. The girl is **beginning to recover**. He **will be continuing to work** for that company this time next year, where his grandfather once worked.

➤ Qoida 32:

a)

<i>like</i>	+ V _{ing}	-rohatlanmoq
-------------	--------------------	--------------

Masalan: I **like driving** a car. Jane **likes cooking**. Do you **like swimming**? I **like living** here.

b)

<i>like</i>	+ to infinitive	-shunday qilishni toʻgʻri deb topmoq (majburlik, lekin rohatlanmaydi)
-------------	-----------------	---

Masalan: I **like to wash** my hair twice a week. I **like to wash** dishes after meals. John **likes to go** to work on time.

➤ Izoh:

Do you **like to do...**?, I **like to do...**

Masalan: I **like to see** people enjoying themselves.

➤ Qoida 33:

a)

<i>remember</i>	+ V _{ing}	-eslamq (oldin qilingan ishni)
-----------------	--------------------	--------------------------------

Masalan: I **remember locking** the door. I **remember seeing** you when I was in London.

b)

<i>remember</i>	+ to infinitive	-eslamq (endi qilinishi kerak boʻlgan ishni)
-----------------	-----------------	--

Masalan: When I was passing the shop I **remembered to buy** some bread. Please, **remember to post** this letter.

➤ Qoida 34:

a)

<i>forget</i>	+ V _{ing}	-unutmoq (oldin qilingan ishni)
---------------	--------------------	---------------------------------

Masalan: I'll never **forget seeing** the Queen. I've **forgotten lending** you the money.

b)

<i>forget</i>	+ to infinitive	-unutmoq (endi qilinishi kerak boʻlgan ishni)
---------------	-----------------	---

Masalan: Don't **forget to post** this letter. I **forgot to buy** some bread. I **mustn't forget to read** this book.

➤ Qoida 35:

a)

<i>regret</i>	+ V _{ing}	-afsuslanmoq, achinmoq (oʻtgan ishga)
---------------	--------------------	---------------------------------------

Masalan: I **regret not passing** the exam. I **regret lending** you some money.

b)

regret	+ to infinitive	-afsuslanmoq, achinmoq (yomon xabar berishdan)
--------	-----------------	--

➤ Izoh:

“Regret + to infinitive” strukturasiida ko‘pincha quyidagi fe’llar ishlatiladi:

regret	to say	+ (object)	+ (that)	+ S + V
	to tell			
	to inform			

Masalan: *I regret to tell you that you failed the exam. I regret to inform you that your contract will not be renewed.*

c)

regret	+ (that)	-afsuslanmoq, achinmoq
--------	----------	------------------------

Masalan: *He was beginning to regret that he’d come along. I regret that I’ll be unable to attend.*

➤ Izoh:

“Regret” so‘zidan oldin yuqoridagi har uchala holatda ham “deeply” (chuqur), “greatly” (juda ham), “bitterly” (chuqur qayg‘u bilan), “sincerely” (chin qalbdan), “very much” (juda ham) so‘zlari ishlatilishi mumkin.

Masalan: *I deeply regret not passing the exam. I sincerely regret to inform you that your contract will not be renewed.*

➤ Qoida 36:

a)

try	+ to infinitive	-harakat qilmoq, urinmoq
-----	-----------------	--------------------------

Masalan: *The surgeon tried to save the child’s life. I’ll try to phone you at 6. I was tired. I tried to open my eyes, but I couldn’t.*

b)

try	+ V _{ing}	-qilib ko‘rmoq, sinab ko‘rmoq, tajriba qilib ko‘rmoq
-----	--------------------	--

Masalan:

A: *I have got a terrible headache.*

B: *Try taking an aspirin.*

A: *I can’t find a job.*

B: *Why don’t you try giving an advertisement to the local newspaper?*

➤ Qoida 37:

a)

stop	+ V _{ing}	-to‘xtatmoq (biror qilib turgan harakatni)
------	--------------------	--

Masalan: *I stopped smoking last year. The fire must have had an available supply of oxygen, otherwise it would stop burning.*

b)

stop	+ to infinitive	- to‘xtamoq (biror narsa qilish maqsadida)
------	-----------------	--

Masalan: *We stopped at the restaurant to eat something. The car stopped to let an old woman cross the street.*

➤ Qoida 38:

a)

mean	+ V _{ing}	-anglatmoq
------	--------------------	------------

Masalan: *If you want to catch the 7.30 train, that will mean leaving the house at 6.00.*

b)

mean	+ to infinitive	-xohlammoq
------	-----------------	------------

Masalan: *I have been meaning to phone you all week.*

➤ Qoida 39:

a)

go on	+ V _{ing}	-davom etmoq (qilib turgan harakatda)
-------	--------------------	---------------------------------------

Masalan: *Jack went on talking about 3 hours. I can’t go on living with you any more.*

b)

go on	+ to infinitive	-davom etmoq (qilib turgan harakati to‘xtatib, boshqa harakati qilishda)
-------	-----------------	--

Masalan: *She finished cooking and went on to clean the room. After discussing the economy, he went on to talk about the policy.*

➤ Qoida 40:

a)

be afraid	+ to infinitive	-qo‘rqmoq (hali qilinmagan ish-harakatni qilish yoki qilmaslikdan)
-----------	-----------------	--

Masalan: *This part of the town is dangerous. People are afraid to walk here at night.*

b)

<i>be afraid of</i>	+ <i>V_{ing}</i>	- <i>qo'rqmoq (qilingan ish-harakatning sodir bo'lishi mumkin bo'lgan natijasidan)</i>
---------------------	--------------------------	--

Masalan: *The path was icy, so we walked very carefully. We were afraid of falling. I am always afraid of being bitten by a dog.*

➤ Qoida 41:

a)

<i>be interested in</i>	+ <i>sth</i>	- <i>qiziqmoq</i>
	+ <i>V_{ing}</i>	

Masalan: *She has always been interested in music. He tried to sell his car, but nobody was interested in buying it. I am interested in knowing why she had committed the crime. Jane isn't interested in cooking.*

b)

<i>be interested</i>	+ <i>to infinitive</i>	- <i>qilishni xohlamog</i>
----------------------	------------------------	----------------------------

Masalan: *I'm not interested to learn English.*

➤ Izoh:

Yuqoridagi struktura quyidagi fe'llardan tashqari boshqa fe'llar bilan deyarli ishlatilmaydi:

<i>see (ko'rmog)</i>	<i>hear (eshitmoq)</i>	<i>read (o'qimoq)</i>	<i>learn (o'rganmoq)</i>	<i>know (bilmoq)</i>	<i>find out (topmoq)</i>
----------------------	------------------------	-----------------------	--------------------------	----------------------	--------------------------

Masalan: *I am interested to know why she had committed the crime. She isn't interested to cook.*

➤ Qoida 42:

a)

<i>to be sorry for/about</i>	+ <i>V_{ing}</i>	- <i>uzr so'ramog, afsuslanmoq, achinmoq (harakatni sodir etgandan so'ng)</i>
------------------------------	--------------------------	---

Masalan: *I'm sorry for breaking the vase. I'm sorry for shouting at you yesterday.*

b)

<i>to be sorry</i>	+ <i>to infinitive</i>	- <i>uzr so'ramog, afsuslanmoq, achinmoq (harakatni sodir etishdan oldin)</i>
--------------------	------------------------	---

Masalan: *I'm sorry to bother you, but I need to talk to you. I was sorry to hear that Yelly lost her job.*

➤ Qoida 43:

<i>prove</i>	<i>sb/sth</i>	+ <i>to infinitive</i>	- <i>isbotlamog</i>
--------------	---------------	------------------------	---------------------

Masalan: *She has proved herself to be a reliable worker. He proved his project to be practical.*

➤ Qoida 44:

<i>come</i>	+ <i>to infinitive</i>	- <i>boshlamog (his-tuyg'uga nisbatan)</i>
-------------	------------------------	--

Masalan: *I came to believe that he was innocent after all.*

➤ Qoida 45:

Quyidagi olmoshlar "have (got)", "there + to be" birikmasi yoki boshqa fe'llar bilan kelib, gapda ulardan keyin asosan sifat yoki "to infinitive" dan bittasi yoki ikkalasi ham birga ishlatilishi mumkin:

<i>S + have/has (got)</i> <hr/> <i>There + to be</i> <hr/> <i>S + V</i>	<i>something</i>	+ (adjective)	+ (to infinitive)
	<i>somebody</i>		
	<i>someone</i>		
	<i>anybody</i>		
	<i>anyone</i>		
	<i>anything</i>		
	<i>nobody</i>		
	<i>no one/no-one</i>		
	<i>nowhere</i>		
	<i>nothing</i>		
	<i>everything</i>		
	<i>everyone</i>		
<i>everybody</i>			
<i>everywhere</i>			
<i>nowhere</i>			
<i>anywhere</i>			

Masalan: *I have something interesting to tell you. He has nothing tasty to eat. I don't have anything suitable to wear. She had no one to talk. There is something big to be discussed. There was someone to help us carry the bags. There is not anybody to listen to your problems. There is nothing interesting on TV tonight. We can go anywhere warm to have a holiday.*

➤ Qoida 46:

<i>It being</i>	+ adjective/noun	+ Past Tense (only)	- ... bo'lganligi sababli
-----------------	------------------	---------------------	---------------------------

Masalan: *It being cold, we didn't go out. It being Sunday, we stayed at home.*

➤ Izoh:

Yuqoridagi strukturada "it" tushib qolish holati kuzatilishi ham mumkin. Lekin undan keyin o'tgan zamondan tashqari hozirgi zamonlar ham ishlatilishi mumkin.

Masalan: *Being cold, we didn't go out. Being unemployed, he hasn't got much money.*

➤ Qoida 47:

"Gerund" ning aniq va majhul nisbatlari:

Aniq nisbat.

Nick admitted having seen me two days ago.

Majhul nisbat.

Children always enjoy being taken to the zoo.

➤ Qoida 48:

"Infinitive" ning aniq va majhul nisbatlari:

Aniq nisbat.

He pretended to have seen the film before.

Majhul nisbat.

I want the letter to be replied by Nick next week.

PRESENT PARTICIPLE (PARTICIPLE I)
(HOZIRGI ZAMON SIFATDOSHI)

➤ Shakli:

PRESENT ACTIVE	PRESENT PASSIVE	PAST ACTIVE	PAST PASSIVE
<i>doing...</i>	<i>being done...</i>	<i>having done...</i>	<i>having been done...</i>

➤ Qoida 1:

Hozirgi zamon sifatdoshi *Present Participle* gapda ot oldidan aniqlovchi vazifasida kelib, aniq nisbat ma'nosida "-yotgan", "-digan", "-(u)vchi" qo'shimchalari ma'nolarini anglatadi.

Masalan: *a playing boy, blowing wind, a crying girl, a running man, falling rain, approaching hurricane, a growing child, a sleeping dog, a tiring job, a convincing fact, a relaxing holiday, an amazing event, an embarrassing situation, etc.*

The trembling children were given blankets for warmth. Friends tried to comfort the crying victims. The interesting tennis match was organized by them. When Jane noticed the burning house, he phoned the fire brigade. The smiling Mona Lisa is on display in the Louvre in Paris. The wind made such frightening noises.

➤ Qoida 2:

Hozirgi zamon sifatdoshi - *Present Participle* gap boshida ravishdosh sifatida ishlatilib, "-b", "-ib" qo'shimchalari ma'nolarini anglatadi.

1. "Doing" -qilib, "being done" -qilinib.

Masalan: *Taking the key out of his pocket, he opened the door. Feeling tired, he went to bed. Knowing English well, he was able to translate the article. Signing the letter, he went out. Being unemployed, he hasn't got much money. Not knowing his name, I couldn't address to him. Being watered, the flowers look nice. Being damaged by ice, the ship couldn't continue its way.*

➤ Izoh:

Present Participle gap boshida ravishdosh sifatida "on" predlogi bilan kelishi mumkin:

<i>On</i>	+ <i>Ving</i>	-qilib
-----------	---------------	--------

Masalan: *On taking the key out of his pocket, he opened the door. On entering the room, teacher asked Tom to open the window.*

2. "Having done" -qilib bo'lib, "having been done" -qilinib bo'lib.

Masalan: *Having found the hotel, we went to find somewhere to eat. Having lived in Tashkent for many years, he knew the city well. Having seen the film twice, he didn't want to go to the cinema. Having been awarded with medal, he decided to work harder. Having finished her work, she went home.*

➤ Izoh:

Bunday holatlarda "after + *Ving*" strukturasi ham foydalanish mumkin.

Masalan: *After finishing her work, she went home.*

➤ Qoida 3:

Ikki ish-harakat bir vaqtda bajarilsa bunday harakatlarni ifodalashda *Present Participle* dan foydalaniladi.

Masalan: *Kate is in the kitchen making coffee. A man ran out of the room shouting. Don't just stand there doing nothing!*

➤ Qoida 4:

Biror-bir ish-harakat vaqtida boshqa bir ish-harakat sodir bo'lsa, bunday harakatlarni ifodalashda ham *Present Participle* dan foydalaniladi.

Masalan: *Joe hurt his leg playing football. Did you cut yourself shaving?*

➤ Izoh:

Bunday holatlarda "while" yoki "when" bog'lovchilaridan ham foydalanish mumkin.

Masalan: *Joe hurt his leg while playing football. Be careful when crossing the road!*

PAST PARTICIPLE (PARTICIPLE II)
(O'TGAN ZAMON SIFATDOSHI)

➤ Shakli:

V₃

➤ Qoida 1:

O'tgan zamon sifatdoshi - *Past Participle* gapda ot oldidan aniqlovchi vazifasida kelib, majhul nisbat ma'nosida "-ingan", "-ilgan", "-gan" qo'shimchalari ma'nolarini anglatadi.

Masalan: *a broken pencil, polluted water, a translated book, a written letter, a postponed trip, a signed document, a bored person, an amazed passenger, a frightened person, etc.*

The broken dishes lay on the floor. The excited passengers stayed calm. The frightened hostages only wanted to be left alone. The thief tried to open the locked cabinet. No one wants to live in that deserted house. A growing child needs a balanced diet.

➤ Qoida 2:

Past Participle gap boshida ravishdosh sifatida ishlatiladi ("done" -qilinib).

Masalan: *Damaged by ice, the ship couldn't continue its way.*

➤ Izoh:

Bunday holatda ko'proq "being done" ya'ni majhul nisbatdagi *Present Participle* ishlatiladi.

Masalan: *Being damaged by ice, the ship couldn't continue its way.*

GAP ICHIDA IZOHLOVCHI VAZIFASIDAGI
"PARTICIPLE I/II"

➤ Qoida 1:

Ega to'g'risida qo'shimcha ma'lumot berish uchun sodda gap tarkibida izohlovchi vazifasida *Present Participle* yoki *Past Participle* ishlatilishi mumkin.

S + *Present Participle (Active) / Past Participle (Passive)* ... V

Masalan: *The girl playing in the garden is my sister. The boy crying in the room is 6 years old. The man smoking a cigarette isn't our teacher. The letter written in pencil is yours. The letter sent yesterday was urgent. The problem discussed yesterday was very important. The man building a house was a professional builder. The man killed during World War II was my grandfather. The car bought in the exhibition is very expensive.*

➤ Qoida 2:

S₁ + V (*Active/Passive*) ... + noun + *Present Participle/ Past Participle*

Masalan: *I like the sumalak cooked in Navruz. She gave a book to the woman talking to the manager. We enjoyed the concert held yesterday. Do you know the man speaking to Tom? We didn't like the candies bought yesterday. We ordered the books written by Oscar Wilde. I asked some questions from the girl living at the corner. We honour the memory of our grandfather killed during World War II. He hasn't read the book presented on his birthday.*

**TYPES OF QUESTIONS
(SO'ROQ GAP TURLARI)**

➤ **Qoida 1:**

So'roq gaplar quyidagi turlarga bo'linadi:

1. General questions (Umumiy so'roq gaplar)	4. Alternative questions (Tanlov so'roq gaplar)
2. Special questions (Maxsus so'roq gaplar)	5. Tag questions (Tasdiq so'roq gaplar)
3. Short questions (Qisqa so'roq gaplar)	

**GENERAL QUESTIONS
(UMUMIY SO'ROQ GAPLAR)**

➤ **Qoida 1:**

Umumiy so'roq gaplar yordamchi yoki modal fe'llar bilan boshlanib, o'zbek tiliga “-mi?” so'roq yuklamasi bilan tarjima qilinib, “ha”/“yo'q” javobini talab qiladi. Umumiy so'roq gaplarning bo'lishli shakli quyidagicha tuziladi:

<i>Auxiliary verb</i>	+ S	+ V?
-----------------------	-----	------

Masalan:

A: <i>Does she speak English?</i> B: <i>Yes, she does/No, she doesn't.</i>	A: <i>Did he come yesterday?</i> B: <i>Yes, he did/No, he didn't.</i>
A: <i>Is Tom sleeping now?</i> B: <i>Yes, he is/No, he is not/No, he isn't.</i>	A: <i>Can you play tennis?</i> B: <i>Yes, I can/No, I can't.</i>
A: <i>Have you finished your work?</i> B: <i>Yes, I have/No, I haven't.</i>	A: <i>Must I go now?</i> B: <i>Yes, you must/No, you needn't/No, you don't need/No, you don't have to.</i>

➤ **Qoida 2:**

Umumiy so'roq gaplarning bo'lishsiz shakli quyidagicha tuziladi:

<i>Auxiliary verb</i>	+ not	+ S	+ V?
-----------------------	-------	-----	------

Masalan: *Don't you work at a bank? Aren't you in a hurry? Won't they come tomorrow? Didn't you take part in a competition?*

**SPECIAL QUESTIONS
(MAXSUS SO'ROQ GAPLAR)**

➤ **Qoida 1:**

Maxsus so'roq gaplar “wh” so'roq olmoshlari bilan boshlanib, to'liq javob talab qiladi, ularga “ha”/“yo'q” javoblari berib bo'lmaydi. Maxsus so'roq gaplarning bo'lishli shakli quyidagicha tuziladi:

<i>Wh</i>	+ auxiliary verb	(+ S)	+ V?
-----------	------------------	-------	------

Masalan:

<i>Tom is reading a book in his room. Who is reading a book in this room? What is he doing in his room? What is he reading in his book? Where is he reading a book?</i>	<i>She wants to go to the post office in the morning. Who wants to go to the post office in the morning? What does she want to do in the morning? Where does she want to go in the morning? When does she want to go to the post office?</i>
---	--

➤ **Qoida 2:**

Maxsus so'roq gaplarning bo'lishsiz shakli quyidagicha tuziladi:

<i>Wh</i>	+ auxiliary verb	+ not	(+ S)	+ V?
-----------	------------------	-------	-------	------

Masalan: *Why didn't you invite your friends to the party yesterday? Who can't pay the tuition fee? How long haven't you been paying the bill for electricity?*

➤ **Qoida 3:**

Quyidagi maxsus so'roq gap strukturasi so'raluvchidan biror kishi yoki narsa-predmetning qanday yoki qanaqa ekanligi haqida ma'lumot berishini talab qiladi:

<i>What</i>	+ to be	+ S	+ like?
-------------	---------	-----	---------

Masalan:

A: *What is your new teacher like?*
B: *She is very good. We are learning a lot.*

A: *What is your new house like?*
B: *It's very big and it has lots of rooms.*

➤ Qoida 4:

Quyidagi maxsus so‘roq gap strukturasi so‘raluvchidan birov ish-harakatni bajarishda qancha vaqt kefishini so‘rashda ishlatiladi:

<i>How long</i>	+	<i>does did will</i>	+	<i>it</i>	+	<i>take</i>	+ <i>by taxi/bus/train...</i>	<i>from... (place)... to ... (place)...</i>
							+ <i>to infinitive</i>	
							+ <i>sb</i>	+ <i>to infinitive</i>

Masalan: *How long does it take by train from Tashkent to Surkhandarya? How long did it take to paint the room? How long will it take you to repair my computer?*

➤ Qoida 5:

Quyidagi strukturalar orqali yuqoridagi (4-qoidadagi) maxsus so‘roq gaplarga javob beriladi:

a)

<i>It</i>	+	<i>takes/doesn't take</i>	+ <i>time words</i>	+ <i>by taxi/bus/train...</i>	+ <i>to infinitive</i>
		<i>took/didn't take</i>			
		<i>will take/won't take</i>			

Masalan: *It takes a day by train to get to Surkhandarya region from Tashkent. It took a long time to paint the room. It will take a week to repair your computer.*

b)

<i>It</i>	+	<i>takes/doesn't take</i>	+ <i>object</i>	+ <i>time words</i>	+ <i>to infinitive</i>
		<i>took/didn't take</i>			
		<i>will take/won't take</i>			

Masalan: *It takes him 5 minutes to get to work. It took Ann an hour to do shopping. It'll take me an hour to cook dinner.*

SHORT QUESTIONS
(QISQA SO‘ROQ GAPLAR)

➤ Qoida 1:

Bu turdagi so‘roq gaplar ikki kishining dialogida yuzaga kelib, so‘zlovchi aytgan gapga nisbatan tinglovchining taajjub va hayratini ifodalab, o‘zbek tilida “rostdanmi” ma’nolarini ifodalaydi. So‘zlovchi aytgan gap qaysi zamonda bo‘lsa, tinglovchining savoli ham o‘sha zamonda bo‘ladi.

Masalan:

A: *Nick came late.*

B: *Did he?*

A: *She is good at cooking.*

B: *Is she?*

➤ Qoida 2:

Qisqa so‘roq gaplar ikkiga bo‘linadi:

1.

A: <i>Bo‘lishli gap</i>
B: <i>Bo‘lishli savol</i>

Masalan:

A: <i>Nick came late.</i> B: <i>Did he?</i>	A: <i>I shall help you.</i> B: <i>Oh, will you?</i>
A: <i>John will come soon.</i> B: <i>Will he?</i>	A: <i>We were at the cinema.</i> B: <i>Were you?</i>
A: <i>The children are playing.</i> B: <i>Are they?</i>	A: <i>I must go home.</i> B: <i>Must you?</i>
A: <i>I have to stay at home.</i> B: <i>Do you?</i>	A: <i>John has finished his work.</i> B: <i>Has he?</i>
A: <i>The lady is sleeping.</i> B: <i>Is she?</i>	A: <i>The woman should come.</i> B: <i>Should she?</i>
A: <i>I forgot to bring my book.</i> B: <i>Did you?</i>	A: <i>There is little time.</i> B: <i>Is there?</i>
A: <i>There were many people.</i> B: <i>Were there?</i>	A: <i>The weather is good.</i> B: <i>Is it?</i>
A: <i>She had to come at 5.</i> B: <i>Did she?</i>	A: <i>The workers were working.</i> B: <i>Were they?</i>

2.

A: *Bo'lishsiz gap*
B: *Bo'lishsiz savol*

Masalan:

A: <i>Nick didn't come late.</i> B: <i>Didn't he?</i>	A: <i>I shan't help you.</i> B: <i>Oh, won't you?</i>
A: <i>John will not come soon.</i> B: <i>Won't he?</i>	A: <i>We were not at the cinema.</i> B: <i>Weren't you?</i>
A: <i>The children are not playing.</i> B: <i>Aren't they?</i>	A: <i>I mustn't go home.</i> B: <i>Mustn't you?</i>
A: <i>I don't have to stay at home.</i> B: <i>Don't you?</i>	A: <i>John hasn't finished his work.</i> B: <i>Hasn't he?</i>
A: <i>The lady isn't sleeping.</i> B: <i>Isn't she?</i>	A: <i>The woman shouldn't come.</i> B: <i>Shouldn't she?</i>
A: <i>I didn't forget to bring my book</i> B: <i>Didn't you?</i>	A: <i>I can hardly speak.</i> B: <i>Can't you?</i>
A: <i>They saw nobody.</i> B: <i>Didn't they?</i>	A: <i>I seldom play tennis.</i> B: <i>Don't you?</i>
A: <i>She never goes out.</i> B: <i>Doesn't she?</i>	A: <i>I mustn't be late.</i> B: <i>Mustn't you?</i>

➤ **Izoh:**

a) ba'zan qisqa so'roq gaplarda sinonimik to'ldirish bilan tinglovchi murojaat qilishi mumkin.

Masalan:

A: <i>The weather is awful.</i> B: <i>Yes, it's terrible.</i>	A: <i>It is a bad film.</i> B: <i>Yes, it is horrible.</i>	A: <i>He is happy.</i> B: <i>Yes, he is absolutely lucky.</i>	A: <i>The day is wonderful.</i> B: <i>Yes, it's thrilling.</i>
--	---	--	---

b) shuningdek, "really" (rostdanmi) so'zi bilan ham so'roq berilishi mumkin.

A: ... B: <i>Really?</i>

Masalan:

A: *She is ill.*

B: *Really?*

A: *I don't know him.*

B: *Really?*

➤ **Qoida 3:**

"Who" savoliga qisqa javob:

A: <i>Who came yesterday?</i> B: <i>Tom did.</i>	A: <i>Who has a book?</i> B: <i>I do.</i>	A: <i>Who has to go home?</i> B: <i>We do.</i>
A: <i>Who can speak English?</i> B: <i>Linda can.</i>	A: <i>Who knows Tom?</i> B: <i>Nick does.</i>	A: <i>Who has written this book?</i> B: <i>Jack has.</i>

➤ **Izoh:**

SAVOL	MA'NOSI	JAVOB
<i>Who is she?</i>	<i>Ismi va familiyasi kim?</i>	<i>She is Sarah Brown.</i>
<i>What is she?</i>	<i>Kasbi nima?</i>	<i>She is a teacher.</i>
<i>What is she like?</i>	<i>Ko'rinishi qanday? Fe'l-atvori qanday?</i>	<i>She is tall and beautiful. She is nice.</i>
<i>What does she look like?</i>	<i>Ko'rinishi qanday?</i>	<i>She is tall and beautiful.</i>
<i>Whom is she like?</i>	<i>Kimga o'xshaydi?</i>	<i>She is like her mother.</i>
<i>Whom does she look like?</i>	<i>Kimga o'xshaydi?</i>	<i>She looks like her mother.</i>
<i>Who does she like?</i>	<i>Kimni yoqtiradi?</i>	<i>She likes her mother.</i>
<i>Who does she take after?</i>	<i>Kimga tortgan?</i>	<i>She takes after her mother.</i>

➤ **Qoida 4:**

<i>look like</i>	+ sb	-birovga o'xshamoq
------------------	------	--------------------

Masalan: *She looks like her mother (U onasiga o'xshaydi).*

➤ **Izoh:**

<i>look alike</i>	+ sb	-o'xshash bo'lmoq
<i>be alike</i>		

Masalan: *These two boys look alike. These two boys are alike.*

ALTERNATIVE QUESTIONS
(TANLOV SO'ROQ GAPLAR)

➤ Qoida 1:

Bu turdagi so'roq gaplar ikki kishi yoki narsadan birini tanlash uchun ishlatilib "or" (yoki) bog'lovchisi bilan bog'lanadi.
Masalan:

A: Do you like tea or coffee? B: I like coffee.	A: When will you come? At 5 or at 7? B: I'll come at 5.
--	--

TAG QUESTIONS
(TASDIQ SO'ROQ GAPLAR)

➤ Qoida 1:

Tasdiq so'roq gaplar biror-bir gapga tasdiq so'rash uchun ishlatiladi. Tasdiq so'roq gaplarda gap ikki qismdan iborat bo'ladi: *asosiy qism* va *so'roq qism*. So'roq qismi gap oxirida joylashadi va asosiy qismdan vergul bilan ajratiladi. So'roq qismini hosil qilishda asosiy qism ifodalangan zamonning yordamchi fe'llaridan yoki modal fe'llaridan foydalanamiz. Gapning egasi so'roq qismiga olmosh bo'lib o'tadi. Tasdiq so'roq gaplar tuzilishiga ko'ra ikki xil bo'ladi:

1.

ASOSIY QISM	SO'ROQ QISM
<i>bo'lishli gap</i>	<i>bo'lishsiz so'roq</i>

Masalan: *Bob knows English well, doesn't he? He is sleeping now, isn't he? They played tennis yesterday, didn't they? Fred will fly to Moscow, won't he? She can speak English, can't she? He must go home, mustn't he? The people were swimming, weren't they? You have seen Mary, haven't you? It was a good film, wasn't it? Jim should come tomorrow, shouldn't he?*

➤ Izoh:

Bunday gaplarga javob berishda "yes" (*ha, shunday*), "no" (*yo'q, unday emas*) javoblaridan foydalanamiz. "Yes" so'roq gapning bo'lishli qismiga qo'shilishni bildirsa, "no" inkor yuklamasi bo'lishsiz qismiga qo'shilishni bildiradi.

Masalan:

A: Snow is white, isn't it? (Qor oq, shunday emasmi?) B: Yes, it is (Ha, qor oq)./No, it is not (Yo'q, qor oq emas).	A: The sun rises in the East, doesn't it? B: Yes, it does (Ha)./No, it does not (Yo'q)
A: Snow is black, isn't it? (Qor qora, shunday emasmi?) B: Yes, it is (Ha, qor qora)./No, it is not (Yo'q, qor qora emas).	A: The sun rises in the West, doesn't it? B: Yes, it does (Ha)./No, it does not (Yo'q)

2.

ASOSIY QISM	SO'ROQ QISM
<i>bo'lishsiz gap</i>	<i>bo'lishli so'roq</i>

Masalan: *Bob doesn't know English well, does he? He isn't sleeping now, is he? They didn't play tennis yesterday, did they? Fred won't fly to Moscow, will he? She cannot speak English, can she? He mustn't go home, must he? The people weren't swimming, were they? You haven't seen Mary, have you? It wasn't a good film, was it?*

➤ Izoh:

Bunday gaplarga javob berishda "yes" (*ha, shunday*), "no" (*yo'q, unday emas*) javoblaridan foydalanamiz. "Yes" so'roq gapning bo'lishli qismiga qo'shilishni bildirsa, "no" inkor yuklamasi bo'lishsiz qismiga qo'shilishni bildiradi.

Masalan:

A: Snow isn't white, is it? (Qor oq emas, shundaymi?) B: Yes, it is (Ha, qor oq)./No, it is not (Yo'q, qor oq emas).	A: The sun doesn't rise in the East, does it? B: Yes, it does (Yo'q, quyosh sharqdan chiqadi).
A: Snow isn't black, is it? (Qor qora emas, shundaymi?) B: Yes, it is (Ha, qor qora)./No, it is not (Yo'q, qor qora emas).	A: The sun doesn't rise in the West, does it? B: No, it does not (Ha, quyosh g'arbdan chiqmaydi).

➤ Qoida 2:

1. Agar asosiy qismning kesimi "have"/"has" bilan ifodalangan bo'lsa, so'roq "do"/"does" bilan beriladi.

Masalan: *They have an old car, don't they? She has a new book, doesn't she?*

2. Agar asosiy qismning kesimi "have got"/"has got" bilan ifodalangan bo'lsa, so'roq "have"/"has" bilan beriladi.

Masalan: *They have got an old car, haven't they? She has got a new book, hasn't she?*

3. Agar asosiy qismning kesimi "had" bilan ifodalangan bo'lsa, so'roq "did" bilan beriladi.

Masalan: *She had a nice house, didn't she?*

4. Agar asosiy qismning kesimi "have to"/"has to" bilan ifodalangan bo'lsa, so'roq "do"/"does" bilan beriladi.

Masalan: *They have to come earlier, don't they? She has to go home, doesn't she?*

5. Agar asosiy qismning kesimi "have got to"/"has got to" bilan ifodalangan bo'lsa, so'roq "have"/"has" bilan beriladi.

Masalan: *You have got to invite all your friends to the party, haven't you? She has got to go home, hasn't she?*

6. Agar asosiy qismning kesimi "had to" bilan ifodalangan bo'lsa, so'roq "did" bilan beriladi.

Masalan: *She had to come yesterday, didn't she?*

7. Agar asosiy qismning tarkibida ko'rsatish olmoshlari bo'lsa, tasdiq so'roq gapda ular quyidagicha o'zgaradi:

ASOSIY QISMDA	TASDIQ SO'ROQ QISMDA
<i>this/that/it</i>	<i>it</i>
<i>these/those</i>	<i>they</i>
<i>there</i>	<i>there</i>

Masalan: *This is my book, isn't it? These are my books, aren't they? There is some milk in the cup, isn't there? There weren't many people, were there? It is Jack, isn't it? It isn't Jack, is it?*

8. Agar asosiy qismning kesimi Present Perfect bilan ifodalangan bo'lsa, so'roq "have"/"has" bilan beriladi.

Masalan: *She has finished her work, hasn't she?*

9. Agar asosiy qismning kesimi Past Perfect bilan ifodalangan bo'lsa, so'roq "had" bilan beriladi.

Masalan: *She had come back by 5, hadn't she?*

10. Agar asosiy gapning kesimi "am" bilan ifodalangan bo'lsa, so'roq "aren't" bilan beriladi.

Masalan: *I am ill, aren't I? I am a student, aren't I? I am studying hard, aren't I?*

> Izoh:

a) ba'zan "I am ill, am I not?" ko'rinishidagi gapni ham uchratish mumkin.

b) agar asosiy gapning kesimi bo'lishsiz "am not" bilan ifodalangan bo'lsa, so'roq "am" bilan beriladi.

Masalan: *I am not a student, am I? I am not ill, am I?*

11. Agar asosiy qism "Let's" bilan boshlansa, so'roq "shall we?" bilan beriladi.

Masalan: *Let's play tennis, shall we? Let's go home, shall we?*

12. Asosiy qismi xoh bo'lishli, xoh bo'lishsiz buyruq gap bilan ifodalangan tasdiq so'roq gaplarning so'roq qismi "will you" bilan beriladi.

Masalan: *Open the door, will you? Please, bring some water, will you? Let us help you, will you? Don't play outside, will you?*

13. Agar asosiy gapning kesimi "had better" bilan ifodalangan bo'lsa, so'roq "hadn't" bilan beriladi.

Masalan: *I had better go home, hadn't I? She had better not come at 5, had she?*

> Qoida 3:

Agar asosiy qismning kesimida quyidagi so'zlar ishtirok etsa, so'roq qismi bo'lishli holatda ifodalanadi:

<i>refuse (inkor qilmoq)</i>	<i>barely (zo'rg'a)</i>	<i>seldom (kamdan-kam)</i>	<i>no-one (heck kim)</i>	<i>neither (na...)</i>
<i>hardly (zo'rg'a)</i>	<i>rarely (kamdan kam)</i>	<i>no (yo'q)</i>	<i>nothing (heck narsa)</i>	<i>reject (rad etmoq)</i>
<i>scarcely (bazo'r)</i>	<i>never (heck qachon)</i>	<i>nobody (heck kim)</i>	<i>none (heck nima)</i>	...

Masalan: *She rarely swims in the river, does she? He never went to the stadium, did he? She can hardly read anything, can she? Nobody knows about it, do they? Nothing is known about it, is it? None of the girls are at home, are they?*

**AGREEMENT
(TASDIQ)**

➤ **Qoida 1:**

Tasdiq berishda tinglovchi soʻzlovchining gapiga qarab yordamchi va modal feʼllar bilan uning fikriga qoʻshilish yoki qoʻshilmasligini aytib tasdiq beradi. Tinglovchi tasdiq berishda tasdiq gapining zamonini soʻzlovchining aytgan gap zamoniga moslashi shart boʻladi. Tasdiq gaplar asosan ikki xil boʻladi:

1. Boʻlishli tasdiq	2. Boʻlishsiz tasdiq
---------------------	----------------------

BOʻLISHLI TASDIQ

➤ **Qoida 1:**

Soʻzlovchi gapi boʻlishli boʻlsa, tinglovchi tasdigʻi ham boʻlishli boʻladi. Boʻlishli tasdiqning ikki xil koʻrinishi mavjud:
1.

<i>So + modal/auxiliary verb + S</i>

Masalan:

A: <i>I know Nick well.</i> B: <i>So does John.</i>	A: <i>My parents are away.</i> B: <i>So are mine.</i>
A: <i>John smokes much, and you?</i> B: <i>So do I.</i>	A: <i>I'm ill today.</i> B: <i>So is my brother.</i>
A: <i>My sister came yesterday, and John?</i> B: <i>So did John.</i>	A: <i>She was busy.</i> B: <i>So was Jack.</i>
A: <i>Jane has arrived, and Nick?</i> B: <i>So has Nick.</i>	A: <i>We must do it now.</i> B: <i>So must I.</i>
A: <i>Nick can run fast.</i> B: <i>So can I.</i>	A: <i>I have to go home.</i> B: <i>So does Bob.</i>
A: <i>She has got to go home.</i> B: <i>So has Bob.</i>	A: <i>I have a dog.</i> B: <i>So does John.</i>
A: <i>She had a nice house, and you?</i> B: <i>So did I.</i>	A: <i>Nick should come.</i> B: <i>So should Bob.</i>

2.

<i>S + modal/auxiliary verb + too/also</i>
--

Masalan:

A: <i>I know Nick well.</i> B: <i>John does too/also.</i>	A: <i>My parents are away.</i> B: <i>My parents are away too/also.</i>
A: <i>John smokes much, and you?</i> B: <i>I do too/also.</i>	A: <i>I'm ill today.</i> B: <i>My brother is too/also.</i>
A: <i>My sister came yesterday, and John?</i> B: <i>John did too/also.</i>	A: <i>She was busy.</i> B: <i>Jack was too/also.</i>
A: <i>Jane has arrived, and Nick?</i> B: <i>Nick has too/also.</i>	A: <i>We must do it now.</i> B: <i>I must too/also.</i>
A: <i>Nick can run fast.</i> B: <i>I can too/also.</i>	A: <i>I have to go home.</i> B: <i>Bob does too/also.</i>
A: <i>She has got to go home.</i> B: <i>Bob has too/also.</i>	A: <i>I have a dog.</i> B: <i>John does too/also.</i>
A: <i>She had a nice house, and you?</i> B: <i>I did too/also.</i>	A: <i>Nick should come.</i> B: <i>Bob should too/also.</i>

BO'LISHSIZ TASDIQ

➤ Qoida 1:

Agar so'zlovchi gapi bo'lishsiz bo'lsa, tinglovchi tasdig'i ham bo'lishsiz bo'ladi. Bo'lishsiz tasdiqning ham quyidagi ikki xil ko'rinishi mavjud:

1.

<i>Neither/Nor + modal/auxiliary verb + S</i>	
Masalan:	
<i>A: She is not at home. B: Neither/Nor is Bob.</i>	<i>A: They didn't come yesterday and you? B: Neither/Nor did I.</i>
<i>A: Jack doesn't know English. B: Neither/Nor do I.</i>	<i>A: He shouldn't smoke, and you? B: Neither/Nor should I.</i>
<i>A: He hasn't arrived, and John? B: Neither/Nor has John.</i>	<i>A: Jack won't come. B: Neither/Nor will Nick.</i>
<i>A: He can't sing well. B: Neither/Nor can I.</i>	<i>A: We weren't able to come. B: Neither/Nor were they.</i>

2.

<i>S + modal/auxiliary verb + not + either</i>	
Masalan:	
<i>A: She is not at home. B: Bob isn't either.</i>	<i>A: They didn't come yesterday and you? B: I didn't either.</i>
<i>A: Jack doesn't know English. B: I don't either.</i>	<i>A: He shouldn't smoke, and you? B: I shouldn't either.</i>
<i>A: He hasn't arrived, and John? B: John hasn't either.</i>	<i>A: Jack won't come. B: Nick won't either.</i>
<i>A: He can't sing well. B: I can't either.</i>	<i>A: We weren't able to come. B: They weren't either.</i>

➤ Qoida 2:

Quyidagi bo'lishsizlik so'zlari bilan tasdiq ishlatiladi:

<i>refuse (inkor qilmoq)</i>	<i>barely (zo'rg'a)</i>	<i>seldom (kamdan-kam)</i>	<i>no-one (hech kim)</i>	<i>neither (na...)</i>
<i>hardly (zo'rg'a)</i>	<i>rarely (kamdan-kam)</i>	<i>no (yo'q)</i>	<i>nothing (hech narsa)</i>	<i>reject (rad etmoq)</i>
<i>scarcely (bazo'r)</i>	<i>never (hech qachon)</i>	<i>nobody (hech kim)</i>	<i>none (hech nima)</i>	...

Masalan:

*A: I can hardly speak.
B: Neither/Nor can Bob./Bob can't either.*

*A: I bought nothing.
B: Neither/Nor did Nick./Nick didn't either.*

*A: I seldom smoke.
B: Neither/Nor does Jack./Jack doesn't either.*

➤ Qoida 3:

Ba'zan aytib o'tilgan fikrga qo'shilishda gapni takrorlamalik uchun "so" so'zi quyidagi birikmalar bilan ishlatiladi:

BO'LISHLI	INKOR
<i>I think so (shunday deb o'ylayman)</i>	<i>I don't think so (unday deb o'ylamayman)</i>
<i>I hope so (shunday deb umid qilaman)</i>	<i>I hope not (unday emas deb umid qilaman)</i>
<i>I am afraid so (shunday deb qo'rqaman)</i>	<i>I am afraid not (unday emas deb qo'rqaman)</i>
<i>I guess so (taxminimcha shunday)</i>	<i>I guess not (taxminimcha unday emas)</i>
<i>I suppose so (shunday deb taxmin qilaman)</i>	<i>I don't suppose so/I suppose not (taxminimcha unday emas)</i>

Masalan:

*A: Is that woman American?
B: I think so./I don't think so.*

*A: Do you think it will rain?
B: I hope so./I hope not. I don't hope so.*

NOUN
(OT)

➤ Qoida 1:

Shaxs va predmetni ifodalab, *kim?*, *nima?* soʻroqlariga javob boʻladigan soʻzlarga *ot* deyiladi.
Masalan: *a student, a table, a dog, a house, water, beauty, truth, etc.*

➤ Qoida 2:

Otlar oldidan odatda artikl va predlog keladi. Ular otlarning asosiy belgisidir.
Masalan: *a table, the table, on the table, etc.*

➤ Qoida 3:

Otlar birlik va koʻplikda kelishi mumkin.
Masalan: *a table-tables, a book-books, a friend-friends, etc.*

➤ Qoida 4:

Otlarda ikkita - *bosh* va *qaratqich* kelishigi mavjud.
Masalan: *worker-worker's, father-father's, manager-manager's, etc.*

➤ Qoida 5:

Otlar gapda quyidagi vazifalarda keladi:

1. Ega vazifasida;

Masalan: *The train leaves at 6 o'clock. The boy played with his friends. The information spread through the village.*

2. Kesim tarkibida;

Masalan: *He is a teacher. This is a laptop. John is an architect.*

3. Toʻldiruvchi vazifasida;

Masalan: *I've received a telegram. We've sent the buyers a letter. I'll speak to the manager.*

4. Aniqlovchi vazifasida;

Masalan: *This is the manager's room. They went on a week holiday yesterday. It is an hour flight from New York to Washington.*

5. Hol vazifasida;

Masalan: *There is a hospital in the village. He makes his breakfast in the morning. He gives a lecture on literature at university.*

➤ Qoida 6:

Otlar besh turga boʻlinadi:

1. Proper nouns (Atoqli otlar)	4. Compound nouns (Qoʻshma otlar)
2. Common nouns (Turdosh otlar)	5. Collective nouns (Jamlovchi otlar)
3. Abstract nouns (Mavhum otlar)	

PROPER NOUNS
(ATOQLI OTLAR)

➤ Qoida 1:

Barcha atab qoʻyilgan otlarga *atoqli otlar* deyiladi. Atoqli otlar doim bosh harfda yoziladi.
Atoqli otlarga quyidagilar kiradi:

1. Ism-familiyalar: <i>Winston Churchill, Merlyn Monroe, Alisher Navoi, etc.</i>
2. Kitob, asar nomlari: <i>War and Peace, Tristan and Isolde, Khamsa, Farkhod and Sherin, etc.</i>
3. Hafta kunlari, oy, bayram nomlari: <i>Friday, January, July, New Year, Eid, Navruz, etc.</i>
4. Barcha geografik joy nomlari: <i>China, Florida, Rome, the Dead Sea, the Alps, Lake Lemon, etc.</i>
5. Koʻcha, park, xiyobon va shunga oʻxshash joy nomlari: <i>Wall Street, Independence Square, etc.</i>
6. Bino nomlari: <i>the Pentagon, the Kremlin, etc.</i>

COMMON NOUNS
(TURDOSH OTLAR)

➤ Qoida 1:

Atab qoʻyilmagan va bir turdagi shaxs, narsa va oʻrin-joy nomlarini bildiruvchi otlarga *turdosh otlar* deyiladi.
Turdosh otlar ikkiga boʻlinadi:

1. Countable nouns (Sanaladigan otlar)	2. Uncountable nouns (Sanalmaydigan otlar)
--	--

COUNTABLE NOUNS
(SANALADIGAN OTLAR)

➤ **Qoida 1:**

Donalab sanaladigan otlarga *sanaladigan otlar* deyiladi. Sanaladigan otlar ikki xil - *birlik va ko'plik* songa ega bo'ladi.

1. Singular (Birlik)

Masalan: *a book, an idea, a desk, an apple, a house, etc.*

➤ **Izoh:**

Egasi birlik sondagi ot bilan ifodalangan gaplarning kesimi doim birlikda keladi.

Masalan: *A girl is playing in the garden. A cat has a black tail. A pupil wants to go out.*

2. Plural (Ko'plik)

Masalan: *books, ideas, desks, apples, houses, etc.*

➤ **Izoh:**

Egasi ko'plik sondagi ot bilan ifodalangan gaplarning kesimi doim ko'plikda keladi.

Masalan: *The girls in the kitchen are eating their meal. The beds in this hotel are not comfortable. The pupils in this classroom want to go out.*

➤ **Qoida 2:**

Birlik otlarni ko'plikka aylantirishda ikki xil holat mavjud:

1. Regular plural (To'g'ri ko'plik)	2. Irregular plural (Noto'g'ri ko'plik)
--	--

REGULAR PLURAL
(TO'G'RI KO'PLIK)

➤ **Qoida 1:**

To'g'ri ko'plik "-s" qo'shimchasini qo'shish orqali yasaladi.

Masalan: *a book-books, a school-schools, a room-rooms, a bag-bags, etc.*

➤ **Izoh:**

1. "y" harfi bilan tugagan birlikdagi otlarni ko'plikka aylantirishda ikki xil holat mavjud:

a) agar ot "y" harfi bilan tugasa va undan oldin undosh harf kelsa, "y" harfi "ie" shakliga o'zgaradi.

Masalan: *a city-cities, a baby-babies, a lady-ladies, etc.*

b) agar ot "y" harfi bilan tugasa va undan oldin unli harf kelsa, "y" harfi o'z holatida qoladi.

Masalan: *a boy-boys, a toy-toys, a guy-guys, a joy-joys, etc.*

2. "o", "ch", "sh", "x", "s", "ss" harflari bilan tugagan birlikdagi otlarni ko'plikka aylantirishda "-es" qo'shimchasi shu harflardan so'ng qo'shiladi.

Masalan: *a potato-potatoes, a church-churches, a brush-brushes, a box-boxes, a bus-buses, a glass-glasses, etc.*

➤ **Istisno:**

Boshqa tillardan kirib kelgan "o" harfi bilan tugagan birlikdagi otlarni ko'plikka aylantirishda "-s" qo'shimchasi shu harfdan so'ng qo'shiladi.

<i>audio-audios (audio)</i>	<i>kimono-kimonos (kiyim turi)</i>	<i>radio-radios (radio)</i>	<i>tattoo-tatoos (tatuirovka)</i>
<i>auto-autos (mashina)</i>	<i>memo-memos (eslatma)</i>	<i>solo-solos (musiqqa turi)</i>	<i>video-videos (video)</i>
<i>kangaroo-kangaroos (kenguru)</i>	<i>photo-photos (rasm)</i>	<i>soprano-sopranos (ovoz)</i>	<i>zoo-zoos (zoopark)</i>
<i>kilo-kilos (kilo)</i>	<i>piano-pianos (pianino)</i>	<i>studio-studios (studiya)</i>	...

➤ **Izoh:**

Ba'zi "o" harfi bilan tugagan birlikdagi otlar ko'plikka aylantirilganda "-s" yoki "-es" qo'shimchalarini qo'shish orqali hosil qilinishi mumkin.

<i>ghetto-ghettos/ghettoes (xaroba kulba)</i>	<i>mosquito-mosquitos/mosquitoes (chivin)</i>	<i>zero-zeros/zeroes (nol)</i>
<i>memento-mementos/mementoes (esdalik)</i>	<i>tornado-tornados/tornadoes (tornado)</i>	...

3. "f" yoki "fe" harflari bilan tugagan birlikdagi otlarni ko'plikka aylantirishda "-s" qo'shimchasi qo'shiladi.

Masalan: *a cliff-cliffs, a handkerchief-handkerchiefs, a safe-safes, a roof-roofs, etc.*

➤ **Istisno:**

Quyidagi "f" yoki "fe" harflari bilan tugagan birlikdagi otlar ko'plikka aylantirilganda "f" va "fe" harflari "ve" shakliga o'zgaradi:

<i>self-selves (shaxs)</i>	<i>wife-wives (rafiqa)</i>	<i>thief-thieves (o'g'ri)</i>	<i>knife-knives (pichoq)</i>
<i>wolf-wolves (bo'ri)</i>	<i>calf-calves (buzoq)</i>	<i>sheaf-sheaves (bog'lam)</i>	<i>leaf-leaves (barg)</i>
<i>life-lives (hayot)</i>	<i>half-halves (yarim)</i>	<i>elf-elves (elf)</i>	...
<i>shelf-shelves (tokcha)</i>	<i>ourself-ourselves (o'zimiz)</i>	<i>loaf-loaves (buxanka)</i>	...

➤ Istisno:

Ba'zi "f" va "fe" harflari bilan tugaydigan birlikdagi otlarni ko'plikka aylantirganda yuqorida aytib o'tilgan har ikkala holat qo'llanilishi mumkin.

<i>scarf-scarfs/scarves (sharf)</i>	<i>hoof-hoofs/hooves (tuyoq)</i>
<i>wharf-wharfs/wharves (bandargoh)</i>	<i>dwarf-dwarfs/dwarves (gnom)</i>

IRREGULAR PLURAL
(NOTO'G'RI KO'PLIK)

➤ Qoida 1:

Ba'zi birlikdagi otlar ko'plik sonda "-s" qo'shimchasini olmaydi. Ularning ko'pchiligi chet tilidan kirib kelgan so'zlar bo'lib, ba'zilar har ikkala - to'g'ri ("-s" qo'shimchasini qo'shish orqali) va noto'g'ri (boshqa yo'llar orqali) ko'plikda hosil qilinishi va quyidagicha shakliy o'zgarishlarga uchrashi mumkin:

1. "us" harflari bilan tugagan birlikdagi otlar ko'plikka aylanganda "us" harflari "i" shakliga o'zgaradi.

<i>alumnus-alumni (bitiruvchi)</i>	<i>stimulus-stimuli (turki)</i>	<i>cactus-cacti/cactuses (kaktus)</i>
<i>fungus-fungi/funguses (zamburug')</i>	<i>focus-foci/focuses (markaz)</i>	<i>nucleus-nuclei/nucleuses (yadro)</i>
<i>radius- radii/radiuses (radius)</i>	<i>bacillus-bacilli (batsilla bakteriyasi)</i>	<i>octopus-octopi/octopuses (sakkizoyoq)</i>
<i>hippopotamus-hippopotamuses/hippopotami (begemot)</i>		...

➤ Istisno:

Ba'zi "us" yoki "s" harflari bilan tugaydigan birlikdagi otlar ko'plikka aylanganda ularga yo "-es" qo'shimchasi qo'shiladi, yoki o'z birlik shaklini saqlab qoladi.

Masalan: *apparatus-apparatus/apparatuses (tashkilot)*, *rhinoceros-rhinoceros/rhinoceroses (karkidon)*, etc.

2. "is" harflari bilan tugagan birlikdagi otlar ko'plikka aylanganda "is" harflari "es" shakliga o'zgaradi.

<i>axis-axes (o'q)</i>	<i>ellipsis-ellipses (tushirib qoldirilish)</i>	<i>synopsis-synopses (konspekt)</i>
<i>analysis-analyses (tahlil)</i>	<i>hypothesis-hypotheses (faraz)</i>	<i>thesis-theses (tezis)</i>
<i>basis-bases (asos)</i>	<i>oasis-oases (voha)</i>	<i>parenthesis-parentheses (qavs)</i>
<i>crisis-crises (inqiroz)</i>	<i>paralysis-paralyses (falajlik)</i>	...
<i>diagnosis-diagnoses (tashxis)</i>	<i>synthesis-syntheses (aralashma)</i>	...

3. "ix", "ex" harflari bilan tugagan birlikdagi otlar ko'plikka aylanganda "ix", "ex" harflari "ices" shakliga o'zgaradi.

<i>appendix-appendices/appendices (ilova)</i>	<i>index-indeces/indexes (ko'rsatkich)</i>	<i>matrix-matrices/matrices (matritsa)</i>
---	--	--

4. "eau" harflari bilan tugagan birlikdagi otlar ko'plikka aylanganda "eau" harflari "eaux" shakliga o'zgaradi.

<i>beau-beaux/beaus (qalliq)</i>	<i>bureau- bureaux/bureaus (byuro)</i>	<i>tableau-tableaux/tableaus (tablo)</i>
----------------------------------	--	--

5. Ba'zi noto'g'ri ko'plikdagi otlar "en" harflari bilan tugaydi.

<i>child-children (bola)</i>	<i>man-men (erkak)</i>	<i>ox-oxen (ho'kiz)</i>	<i>woman-women (ayol)</i>
------------------------------	------------------------	-------------------------	---------------------------

6. Ba'zi noto'g'ri ko'plikdagi otlar "a" harfi bilan tugaydi.

<i>bacterium-bacteria (bakteriya)</i>	<i>genus-genera (nasl)</i>
<i>corpus-corpora/corpuses (asar to'plami)</i>	<i>phenomenon-phenomena (hodisa)</i>
<i>curriculum-curricula/curriculumums (reja)</i>	<i>medium-media/mediums (vosita)</i>
<i>criterion-criteria (mezon)</i>	<i>stratum-strata (qatlam)</i>
<i>datum-data (ma'lumot)</i>	<i>memorandum-memoranda/memorandumums (eslatma)</i>

7. Birlik otning o'rtasida kelgan "oo" harflari ko'plikka aylantirilganda "ee" shakliga o'zgaradi.

<i>foot-feet (oyoq)</i>	<i>goose-geese (g'oz)</i>	<i>tooth-teeth (tish)</i>
-------------------------	---------------------------	---------------------------

8. "a" harfi bilan tugagan birlikdagi otlar ko'plikka aylanganda "a" harfi "ae" shakliga o'zgaradi.

<i>antenna-antennae/antennas (antenna)</i>	<i>alumna-alumnae (ayol bitiruvchi)</i>
<i>formula-formulae/formulas (formula)</i>	<i>vita-vitae (qisqa avtobiografiya)</i>
<i>nebula-nebulae/nebulas (kosmik bulut)</i>	<i>vertebra-vertebrae (umurtqa)</i>

9. "ouse" harflari bilan tugagan birlikdagi otlar ko'plikka aylanganda "ouse" harflari "ice" shakliga o'zgaradi.

<i>louse-lice (bit)</i>	<i>mouse-mice (sichqon)</i>	...
-------------------------	-----------------------------	-----

10. Quyidagi birlikdagi otlarning ko'plik shakllari yasalganda hech qanday o'zgarish ro'y bermaydi:

<i>mackerel-mackerel</i> (skumbriya baliq'i)	<i>carp-carp</i> (zog'orabaliq)	<i>sheep-sheep</i> (qo'y)
<i>aircraft-aircraft</i> (havo kemasi)	<i>pike-pike</i> (cho'rtanbaliq)	<i>fish-fish</i> (baliq)
<i>swine-swine</i> (cho'chqa)	<i>salmon-salmon</i> (losos baliq'i)	<i>species-species</i> (tur)
<i>offspring-offspring</i> (chaqaloq)	<i>trout-trout</i> (forel baliq'i)	<i>deer-deer</i> (bug'u)
<i>caribou-caribou</i> (kanada bug'usi)	<i>cod-cod</i> (treska baliq'i)	<i>means-means</i> (vosita)
<i>grouse-grouse</i> (chil qushi)	<i>plaice-plaice</i> (qalqon baliq)	<i>moose-moose</i> (los)
<i>elk-elk</i> (los)	<i>series-series</i> (seriya)	...

➤ **Izoh:**

Baliq turlari nazarda tutilganda "fish" ning ko'pligi "fishes" bo'ladi. Shuningdek, quyidagi otlar baliqning ma'lum turini nazarda tutganligi sababli ularning ko'plik shakllari "-s" qo'shimchasini qo'shish orqali yasaladi:

<i>crab-crabs</i> (krab baliq'i)	<i>whale-whales</i> (kit)	<i>shark-sharks</i> (akula)
<i>herring-herrings</i> (seld baliq'i)	<i>eel-eels</i> (ilonbaliq)	<i>dolphin-dolphins</i> (delfin)
<i>sardine-sardines</i> (sardina baliq'i)	<i>lobster-lobsters</i> (omar baliq'i)	...

11. "Person" so'zining ikki xil ko'plik shakli mavjud bo'lib, sanoq son bilan kishilar miqdori ko'rsatilganda har ikkala variant ham ishlatilishi mumkin.

<i>person-people</i> (odamlar)	<i>person-persons</i> (shaxslar)
--------------------------------	----------------------------------

Masalan: *Over the last few years about 300 persons/people have taken IELTS examination.*

➤ **Izoh:**

"People" so'zi "xalq" ma'nosini anglatib kelganda ko'pligi "peoples" shaklini oladi.

Masalan: *All Indian peoples in America were polytheistic, worshipping a multitude of gods.*

12. "Penny" so'zining ikki xil ko'plik shakli mavjud bo'lib, har ikkala variant ham bir ma'noda ishlatilmaydi.

<i>penny-pence</i> (pul birligi)	<i>penny-pennies</i> (tangalar, chaqalar)
----------------------------------	---

Masalan: *The bus fare is 80 pence (pennies). I have only got a few pennies (pence) left.*

UNCOUNTABLE NOUNS
(SANALMAYDIGAN OTLAR)

➤ **Qoida 1:**

Barcha donalab sanab bo'lmaydigan otlarga *sanalmaydigan otlar* deyiladi. Sanalmaydigan otlardan oldin "a" yoki "an" noaniq artikllari ishlatilmaydi. Egasi sanalmaydigan ot bilan ifodalangan gaplarning kesimi doim birlikda keladi. Quyidagilar sanalmaydigan otlarga misol bo'la oladi:

1. **Suyuqliklar**

Masalan: *water* (suv), *tea* (choy), *coffee* (qahva), *milk* (sut), *honey* (asal), *lemonade* (limonad), *soup* (sho'rva), *beer* (pivo), *wine* (vino), *champagne* (shampan), *oil* (neft), *petrol* (benzin), *blood* (qon), *shampoo* (shampun), etc.

2. **Gazlar**

Masalan: *air* (havo), *oxygen* (kislorod), *hydrogen* (vodorod), *nitrogen* (azot), *carbon monoxide* (karbonat angidrid), *natural gas* (tabiiy gaz), *methane* (metan), *propane* (propan), *smoke* (tutun), *steam* (bug'), etc.

3. **Qattiq moddalar**

Masalan: *bread* (non), *butter* (saryog'), *cheese* (pishloq), *meat* (go'sht), *fruit* (meva), *ice* (muz), *iron* (temir), *steel* (po'lat), *coal* (ko'mir), *glass* (shisha), *wood* (yog'och), *paper* (qog'oz), *rubber* (rezina), *plastic* (plastik), etc.

4. **Kukunlar va granularlar**

Masalan: *sugar* (shakar), *salt* (tuz), *pepper* (murch), *grain* (zarra), *corn* (makkajo'xori), *wheat* (bug'doy), *barley* (arpa), *rice* (guruch), *maize* (suli), *flour* (un), *starch* (kraxmal), *sand* (qum), *cement* (sement), *dust* (chang), etc.

5. **Mavhum otlar**

Masalan: *beauty* (chiroy), *charity* (xayriya), *faith* (iymon), *poverty* (qashshoqlik), *slavery* (qullik), *unemployment* (ishsizlik), *violence* (zulm), *news* (yangilik), *advice* (maslahat), *freedom* (ozodlik), *friendship* (do'stlik), *peace* (tinchlik), etc.

6. **His-tuyg'ular**

Masalan: *admiration* (havas), *anger* (jah), *anxiety* (xavotir), *calmness* (sokinlik), *compassion* (achinish), *confidence* (ishonch), *courage* (jur'at), *curiosity* (qiziquvchanlik), *despair* (tushkunlik), *hatred* (nafrat), *enthusiasm* (ishtiyoq), *love* (sevgi), etc.

7. **Holatni bildiruvchi otlar**

Masalan: *health* (sog'lik), *sleep* (uyqu), *silence* (jimlik), *laughter* (kulgu), *stress* (stress), *sanity* (aqli rasolik), *insanity* (telbalik), *motherhood* (onalik), *childhood* (bolalik), *youth* (yoshlik), *age* (yosh), etc.

8. Turli mashg'ulotlar

Masalan: *reading (o'qish), writing (yozish), studying (o'rganish), walking (sayr qilish), running (yugurish), driving (haydash), travelling (sayohat qilish), gardening (bog'dorchilik), shopping (xarid qilish), dancing (raqs tushish), etc.*

9. Fan sohalari

Masalan: *mathematics (matematika), physics (fizika), chemistry (kimyo), geography (geografiya), biology (biologiya), history (tarix), economics (iqtisod), literature (adabiyot), law (huquq), politics (siyosat), etc.*

10. Til nomlari

Masalan: *English (ingliz tili), Uzbek (o'zbek tili), Tajik (tojik tili), Russian (rus tili), Arabic (arab tili), German (nemis tili), French (fransuz tili), Spanish (ispan tili), Italian (italyan tili), Dutch (golland tili), Finnish (fin tili), Polish (polyak tili), etc.*

11. Sport mashg'ulotlari

Masalan: *basketball (basketbol), football (futbol), baseball (beysbol), volleyball (voleybol), tennis (tennis), gymnastics (gimnastika), athletics (atletika), chess (shaxmat), draughts (shashka), billiards (bilyard), etc.*

12. Tabiat hodisalari

Masalan: *energy (energiya), light (yorug'lik), electricity (elektr quvvati), sunshine (quyosh muri), fire (olov), weather (ob-havo), thunder (momoqaldiroq), lightning (chaqmoq), snow (qor), frost (qirov), dew (shudring), heat (issiqlik), rain (yomg'ir), etc.*

13. Kasallik nomlari

Masalan: *pneumonia (zotiljam), diabetes (diabet), diphtheria (bo'g'ma), tuberculosis (sil), cancer (saraton), sclerosis (skleroz), appendicitis (ko'richak), measles (qizamiq), mumps (teпки), etc.*

14. Boshqa otlar

Masalan: *food (oziq-ovqat), furniture (mebel), equipment (jihoz), transportation (transport), traffic (qatnov), software (dastur), baggage (yuk), mail (pochta), money (pul), clothing (kiyim), jewellery (taqinchoq), hair (soch), grass (o't), etc.*

BA'ZI OTLARGA TEGISHLI MAXSUS HOLATLAR

➤ Qoida 1:

Ba'zi otlar ma'nosiga ko'ra ham sanaladigan, ham sanalmaydigan bo'lishi mumkin. Gapda sanaladigan bo'lib kelgan otlar sanalmaydigan bo'lib kelganidan ma'nosida tubdan farq qilishi mumkin va grammatik ahamiyatga egadir. Quyidagi otlar shular jumlasidandir:

1. Accommodation

a) *"turar joy" ma'nosida sanalmaydi;*

Masalan: *The price for the holiday includes flights and accommodation.*

b) *"kelishuv", "bitim" ma'nosida sanaladi.*

Masalan: *We reached an accommodation between both parties.*

2. Aid

a) *"yordam", "ko'mak" ma'nosida sanalmaydi;*

Masalan: *He has been granted legal aid.*

b) *"yordamchi" ma'nosida sanaladi.*

Masalan: *A video is a useful aid in the classroom.*

3. Art

a) *"san'at" ma'nosida sanalmaydi;*

Masalan: *My nephew is studying Modern Art in New York.*

b) *"mahorat", "qobiliyat" ma'nosida sanaladi.*

Masalan: *Writing advertisements is quite an art.*

4. Ballet

a) *"balet" raqs turi ma'nosida sanalmaydi;*

Masalan: *His dream was to study ballet.*

b) *"tomosha" ma'nosida sanaladi.*

Masalan: *We're going to a ballet tomorrow evening.*

5. Beauty

a) *"go'zallik" ma'nosida sanalmaydi;*

Masalan: *I couldn't help looking at her beauty and grace.*

b) "go'zal ayol" ma'nosida sanaladi.

Masalan: *She was considered a great beauty in her youth.*

6. Beer

a) "pivo ichimligi" ma'nosida sanalmaydi;

Masalan: *They sell draught beer.*

b) stakandagi pivo yoki pivo turlarini ifodalaganda sanaladi.

Masalan: *Do you fancy a beer?*

7. Bread

a) "non" ma'nosida sanalmaydi;

Masalan: *Would you like some bread with your soup?*

b) nonning turlari ifodalanganda sanaladi.

Masalan: *I have to buy three breads: a loaf of gluten-free, two loaves of sour-dough rye, and a white loaf for my new neighbour.*

8. Business

a) faoliyat turi ma'nosida sanalmaydi;

Masalan: *Students on the course learn about all aspects of business.*

b) "korxonalar", "firma" ma'nosida sanaladi.

Masalan: *They don't know how to run a business.*

9. Cheese

a) "pishloq" ma'nosida sanalmaydi;

Masalan: *We had some coffee and cheese for breakfast.*

b) pishloq turlari ifodalanganda sanaladi.

Masalan: *Visitors liked a selection of English cheeses.*

10. Cinema

a) "kinosanoat" ma'nosida sanalmaydi;

Masalan: *A leading figure in Italian cinema visited Samarkand last year.*

b) "kinoteatr" ma'nosida sanaladi.

Masalan: *Even though our town isn't so big, there are two cinemas in it.*

11. Coffee

a) ichimlik ma'nosida sanalmaydi;

Masalan: *Do you like your coffee with or without milk?*

b) "bir piyola qahva" ma'nosida sanaladi.

Masalan: *Would you like a coffee?*

12. Currency

a) "muomaladagi pul" ma'nosida sanalmaydi;

Masalan: *Since then the exchange value of the currency has fallen by 78 per cent.*

b) "pul birligi" ma'nosida sanaladi.

Masalan: *The US dollar ended lower against most other currencies in London.*

13. Danger

a) "xavf-xatar" ma'nosida sanalmaydi;

Masalan: *He drove so fast that I really felt my life was in danger.*

b) "xavfli shaxs/narsa" ma'nosida sanaladi.

Masalan: *The judge described him as a danger to society.*

14. Delight

a) "zavq-shavq" ma'nosida sanalmaydi;

Masalan: *He seems to take great delight in teasing his sister.*

b) "zavq beruvchi kishi/narsa" ma'nosida sanaladi.

Masalan: *My sister's little boy is a real delight.*

15. Depression

a) "tushkunlik" ma'nosida sanalmaydi;

Masalan: *I was overwhelmed by feelings of depression.*

b) "chuqurlik", "botiq joy" ma'nolarida sanaladi.

Masalan: *Depressions in the ground hindered the speed of the car.*

16. Dessert

a) "desert" ma'nosida sanalmaydi;

Masalan: *For dessert there's apple pie, cheesecake and fruit.*

b) desert turlari ifodalanganda sanaladi.

Masalan: *If you make the main course, I'll make a dessert.*

17. Employment

a) "bandlik" ma'nosida sanalmaydi;

Masalan: *How long have you been looking for employment?*

b) "xizmat" ma'nosida sanaladi.

Masalan: *Pensions from previous employments are maintained by the government.*

18. Enjoyment

a) "huzur", "rohat" ma'nosida sanalmaydi;

Masalan: *Few activities better the enjoyment of a hearty meal eaten in a good company.*

b) "huzur beruvchi narsa" ma'nosida sanaladi.

Masalan: *He told us of the many enjoyments he'd found in living a simple life.*

19. Entertainment

a) "vaqtichog'lik", "ko'ngilxushlik" ma'nosida sanalmaydi;

Masalan: *All of her films are made for entertainment, but they also teach us something important.*

b) "ko'ngilochar tadbir" ma'nosida sanaladi.

Masalan: *A tourist office has a list of local entertainments in which films, performances intended to amuse people are included.*

20. Experience

a) "malaka" ma'nosida sanalmaydi;

Masalan: *They offered me the job because I had a lot of experience.*

b) "sarguzasht" ma'nosida sanaladi.

Masalan: *We had some interesting experiences while we were away.*

21. Failure

a) "omadsizlik", "muvaffaqiyatsizlik" ma'nosida sanalmaydi;

Masalan: *Their attempt to climb the Eiger ended in failure.*

b) "omadsiz odam/narsa" ma'nosida sanaladi.

Masalan: *The meeting was a complete failure.*

22. Faith

a) "ishonch", "e'tiqod" ma'nosida sanalmaydi;

Masalan: *You'll cope - I have great faith in you.*

b) "din" ma'nosida sanaladi.

Masalan: *The children are learning to understand the people of different faiths by having conversation and exchanging information about their backgrounds.*

23. Food

a) "oziq-ovqat" ma'nosida sanalmaydi;

Masalan: *After three days without food, the men were close to starvation.*

b) oziq-ovqat turlarini ifodalaganda sanaladi.

Masalan: *Campaigners are challenging the safety of genetically-modified foods.*

24. Freedom

a) "ozodlik", "hurriyat" ma'nosida sanalmaydi;

Masalan: *Teenagers always complain about not having enough freedom.*

b) *“huquq”* ma’nosida sanaladi.

Masalan: *Certain rights and freedoms are guaranteed by the constitution.*

25. Fruit

a) *“meva”* ma’nosida sanalmaydi;

Masalan: *My youngest son loves fruit, but he doesn’t like vegetables much.*

b) meva turlarini ifodalaganda sanaladi.

Masalan: *He really loves tropical fruits like mangoes, pawpaws and pineapples.*

26. Fuel

a) *“yoqilg’i”* ma’nosida sanalmaydi;

Masalan: *Mum thinks her car’s broken down, but it’s just run out of fuel.*

b) yoqilg’i turlarini ifodalaganda sanaladi.

Masalan: *One day we’ll run out of fossil fuels like oil, coal and natural gas.*

27. Gas

a) *“gaz”* ma’nosida sanalmaydi;

Masalan: *Did you know that a cow emits around 200 litres of gas a day by burping?*

b) gaz turlarini ifodalaganda sanaladi.

Masalan: *Cows emit methane, one of the many gases that cause global warming.*

28. Glass

a) *“shisha”* ma’nosida sanalmaydi;

Masalan: *Milk used to be sold in glass bottles, but now it comes in plastic containers.*

b) *“shisha idish/stakan”* ma’nosida sanaladi.

Masalan: *My daughter knocked over a glass of milk and it spilt all over the table.*

29. Gold

a) *“oltin”* ma’nosida sanalmaydi;

Masalan: *Is this ring made of pure gold, or is it just gold-plated?*

b) *“tillo buyum”* yoki *“tillo rang”* ma’nosida sanaladi.

Masalan: *The painting has all the golds and browns you find in autumn leaves.*

30. Gossip

a) *“g’iybat”* ma’nosida sanalmaydi;

Masalan: *Websites that spread gossip about celebrities can make a huge amount of money.*

b) *“g’iybatchi”* ma’nosida sanaladi.

Masalan: *All the gossips stood around the water cooler sharing their latest stories.*

31. Grammar

a) *“qoida”* ma’nosida sanalmaydi;

Masalan: *Check your spelling and grammar.*

b) *“grammatik qo’llanma”* ma’nosida sanaladi.

Masalan: *A dictionary lists the words, a grammar states the rules.*

32. Grass

a) *“maysa”* ma’nosida sanalmaydi;

Masalan: *The longest grass on a golf course is in the rough, and the shortest grass is on the greens.*

b) maysa turlari ifodalanganda sanaladi.

Masalan: *A number of different grasses are used to make the surface of a tennis court at Wimbledon.*

33. Ground

a) *“yerning yuzasi”* ma’nosida sanalmaydi;

Masalan: *We didn’t have anything to sit on, so we sat on the ground.*

b) *“hudud”*, *“maydon”* ma’nosida sanaladi.

Masalan: *The army wants this area to be used as a parade ground.*

34. Hair

a) “soch” ma’nosida sanalmaydi;

Masalan: *He has got dark hair.*

b) “soch tolasi” ma’nosida sanaladi.

Masalan: *I found a hair in my soup.*

35. Heat

a) “issiqlik” ma’nosida sanalmaydi;

Masalan: *He couldn’t stand the heat, so he got out of the sauna.*

b) “musobaqaning bosqichi” ma’nosida sanaladi.

Masalan: *If we win all our heats, we’ll get into the final match.*

36. Height

a) “balandlik” ma’nosida sanalmaydi;

Masalan: *My son is fourteen, and he’s already the same height as me.*

b) “baland lavozim” yoki “baland joy” ma’nosida sanaladi.

Masalan: *If I look straight down from a great height, I feel dizzy.*

37. Ice cream

a) “muzqaymoq” ma’nosida sanalmaydi;

Masalan: *I was bored so I ate a whole tub of ice cream, and then I felt sick as well.*

b) “muzqaymoq bo’lagi” ma’nosida sanaladi.

Masalan: *I can’t go that way because I always buy an ice cream when I go past that shop.*

38. Injustice

a) “adolatsizlik” ma’nosida sanalmaydi;

Masalan: *Mary says she wants to work with people who fight injustice in the world.*

b) “adolatsiz qaror/vaziyat/harakat” ma’nosida sanaladi.

Masalan: *The report describes many of the injustices that poor people face every day.*

39. Iron

a) “temir” ma’nosida sanalmaydi;

Masalan: *Pots and pans used to be made of iron, but now they’re made of stainless steel which can be heated faster and keep warmth longer than iron.*

b) “dazmol” ma’nosida sanaladi.

Masalan: *Let the iron get hot before you start ironing the clothes.*

40. Jam

a) “murabbo” ma’nosida sanalmaydi;

Masalan: *Would you like some strawberry jam with your toast, madam?*

b) “tirbandlik” ma’nosida sanaladi.

Masalan: *Brad said he was late because he was caught in a traffic jam.*

41. Joy

a) “quvonch” ma’nosida sanalmaydi;

Masalan: *When the band heard that their song was a hit, they all jumped for joy.*

b) “quvontiruvchi odam/narsa” ma’nosida sanaladi.

Masalan: *They described all the joys of being a parent, but they didn’t mention the sleepless nights.*

42. Juice

a) “sharbat” ma’nosida sanalmaydi;

Masalan: *A: Do you buy juice from the supermarket, or do you make it at home? B: Juice made at home is better than that is sold in supermarkets. So I make it at home.*

b) stakandagi sharbat yoki sharbat turlari ifodalanganda sanaladi.

Masalan: *I’ll have two beers and an orange juice, please.*

43. Kindness

a) “mehribonchilik” ma’nosida sanalmaydi;

Masalan: *A baby chick had fallen from its nest, and Tim’s natural kindness made him want to help it.*

b) **“yaxshilik”** ma’nosida sanaladi.

Masalan: *My mother thanked the nurses for their many small kindnesses while she was in their care.*

44. Land

a) **“yerning yuzasi”** ma’nosida sanalmaydi;

Masalan: *Europeans moved to Australia and forced people off the land they’d lived on for 50,000 years.*

b) **“mamlakat”** yoki **“mintaqa”** ma’nosida sanaladi.

Masalan: *When I was young, I loved reading stories about strange people in foreign lands.*

45. Love

a) **“sevgi”**, **“muhabbat”** ma’nosida sanalmaydi;

Masalan: *People say there is no stronger bond than a mother’s love for her child.*

b) **“sevikli kishi/narsa”** ma’nosida sanaladi.

Masalan: *Even though Ben’s first love was tennis, he became a professional golfer.*

46. Marble

a) **“marmar”** ma’nosida sanalmaydi;

Masalan: *They must have spent a small fortune on all that marble in the bathrooms and the floors.*

b) **“shisha ko’ptokcha”** ma’nosida sanaladi.

Masalan: *Like all my friends at school, I had a bag of marbles that I played with at lunchtime.*

47. Meat

a) **“go’sht”** ma’nosida sanalmaydi;

Masalan: *My daughter says that eating meat is bad for our health and bad for our planet.*

b) **go’sht turlari** ifodalanganda sanaladi.

Masalan: *I like all the meats that are eaten in Britain, except for pork and ox tongue.*

48. Metal

a) **“metall”** ma’nosida sanalmaydi;

Masalan: *The belt’s buckle is made of metal, and the strap is made of leather.*

b) **metall turlari** ifodalanganda sanaladi.

Masalan: *Silver, gold and platinum are some of the most expensive precious metals.*

49. Nature

a) **“tabiat”** ma’nosida sanalmaydi;

Masalan: *It is useful for people’s health to relax in nature.*

b) **“xarakter”** ma’nosida sanaladi.

Masalan: *An animal like a deer can have a very shy nature, while animals like monkeys can have very lively natures.*

50. Noise

a) **“shovqin”** ma’nosida sanalmaydi;

Masalan: *The neighbours said we were making too much noise, so I told everyone at my party to be quieter.*

b) **“tovush”** ma’nosida sanaladi.

Masalan: *I heard a strange noise coming from outside the window, but I was too scared to see what it was.*

51. Oil

a) **“yog”** yoki **“neft”** ma’nosida sanalmaydi;

Masalan: *Many countries in the Middle East make a lot of money from exporting oil.*

b) **yog’** yoki **neftning ma’lum turlari** ifodalanganda sanaladi.

Masalan: *My daughter’s a vegetarian, so we have lots of different vegetable oils in our kitchen cupboards.*

52. Paper

a) **“qog’oz”** ma’nosida sanalmaydi;

Masalan: *The writer had to buy some paper to write his works.*

b) **“gazeta”** ma’nosida sanaladi.

Masalan: *She went into the shop and bought a paper with latest news on it.*

53. Power

a) "kuch-qudrat" ma'nosida sanalmaydi;

Masalan: *People should have more power over the decisions that affect their lives.*

b) "hokimiyat" ma'nosida sanaladi.

Masalan: *The police have been given special powers to help them in the fight against terrorism so that they could maintain peace in some places.*

54. Pride

a) "faxr" ma'nosida sanalmaydi;

Masalan: *Luis felt a great deal of pride when his son scored the winning goal in the World Cup.*

b) "to'da" ma'nosida sanaladi.

Masalan: *During the day, most of the lions in the pride would sleep in the shade under the trees.*

55. Production

a) "ishlab chiqarish" ma'nosida sanalmaydi;

Masalan: *If we can reduce the cost of production, we can sell our products at cheaper prices.*

b) "spektakl", "sahna asari" ma'nosida sanaladi.

Masalan: *If a theatre company can take its productions overseas, it can make a lot of money.*

56. Pronunciation

a) "talaffuz" ma'nosida sanalmaydi;

Masalan: *She's only been learning English for a year, but her pronunciation is already very good.*

b) alohida olingan so'zning talaffuzini ifodalaganda sanaladi.

Masalan: *Good dictionaries include alternative spellings and alternative pronunciations if they exist.*

57. Quality

a) "sifat" ma'nosida sanalmaydi;

Masalan: *Products of high quality are usually more expensive than products of low quality.*

b) "xususiyat" ma'nosida sanaladi.

Masalan: *Jenny's best qualities are her kindness and her willingness to help other people.*

58. Quantity

a) "miqdor" ma'nosida sanalmaydi;

Masalan: *Economists mention both quality and quantity when they talk about the cost of production.*

b) ma'lum bir narsaning turli xil miqdorlari ifodalanganda sanaladi.

Masalan: *The police raided several homes and found various quantities of illegal drugs.*

59. Room

a) "joy" ma'nosida sanalmaydi;

Masalan: *Is there enough room in the yard for a swimming pool?*

b) "xona" ma'nosida sanaladi.

Masalan: *She opened the door and entered a room full of beautiful old furniture.*

60. Salad

a) "salat" ma'nosida sanalmaydi;

Masalan: *I tell my son that salad is very good for him, but he still doesn't want to eat it.*

b) salatning turini yoki miqdorini ifodalaganda sanaladi.

Masalan: *The waiter asked me if I'd ordered a green salad or a Greek salad?*

61. Satire

a) "satira" ma'nosida sanalmaydi;

Masalan: *The writer uses satire to make fun of politics and to make politicians look stupid, ignorant or crazy.*

b) "satirik asar" ma'nosida sanaladi.

Masalan: *The book is a biting satire on those who believe the world would be safer if most of us carried guns.*

62. Silence

a) "jimjitlik" ma'nosida sanalmaydi;

Masalan: *The only time I've experienced total silence was when I was alone in the desert.*

b) *“sukut”* ma’nosida sanaladi.

Masalan: *Whenever there’s a long silence, I try to think of something to say.*

63. Sleep

a) *“uyqu”* ma’nosida sanalmaydi;

Masalan: *Fish and reptiles also need regular periods of sleep.*

b) *“bir uxlab olish”* ma’nosida sanaladi.

Masalan: *If I wake up too early in the morning, I have a short sleep after lunch.*

64. Smoke

a) *“tutun”* ma’nosida sanalmaydi;

Masalan: *If the wind blew the wrong way, smoke would billow out of my grandma’s wood stove and fill the kitchen.*

b) *“sigaret”* yoki *“bir chekish”* ma’nosida sanaladi.

Masalan: *Every couple of hours, Jimmy would grab his cigarettes and step outside the office for a smoke.*

65. Soil

a) *“tuproq”* ma’nosida sanalmaydi;

Masalan: *If lots of leaves have decomposed in the soil, it’ll be good for growing plants.*

b) tuproqning turlari ifodalanganda sanaladi.

Masalan: *Geology includes the study of different rocks and soils.*

66. Sorrow

a) *“qayg’u”, “iztirob”* ma’nosida sanalmaydi;

Masalan: *One of the functions of religion is to help people deal with loss and sorrow.*

b) *“qayg’uli voqea”* ma’nosida sanaladi.

Masalan: *My sister’s already had too many sorrows this year, and now her dog’s died as well.*

67. Space

a) *“bo’sh joy”* ma’nosida sanalmaydi;

Masalan: *There wasn’t enough space on my computer’s hard-drive for all the movies I wanted to download.*

b) *“bo’shliq”* ma’nosida sanaladi.

Masalan: *The Thai language is difficult to read because there are no spaces between the words.*

68. Speed

a) *“tezlik”* ma’nosida sanalmaydi;

Masalan: *Most people hate those machines the police use on the side of the road to measure speed.*

b) turli xil tezlik o’lchovlari nazarda tutilganda sanaladi.

Masalan: *Many young men love the excitement they feel when riding a motorbike at dangerous speeds.*

69. Spelling

a) *“harflarni talaffuz qilish”* ma’nosida sanalmaydi;

Masalan: *When I was at school, my spelling was really terrible.*

b) harflarni talaffuz qilish turlarini ifodalaganda sanaladi.

Masalan: *My dictionary also has British and American spellings if they’re different to ours.*

70. Sport

a) *“sport”* ma’nosida sanalmaydi;

Masalan: *My nephew isn’t very good at maths and science, but he’s very good at sport.*

b) sportning turlari ifodalanganda sanaladi.

Masalan: *In summer we played sports like cricket and tennis, but in winter we only played football.*

71. Strength

a) *“kuch-quvvat”* ma’nosida sanalmaydi;

Masalan: *The refrigerator was really heavy, and lifting it took all our strength.*

b) *“kuchli tomon”, “xususiyat”* ma’nosida sanaladi.

Masalan: *Julia’s greatest strength is her ability to see and overcome her own weaknesses.*

72. Success

a) "muvaffaqiyat" ma'nosida sanalmaydi;

Masalan: *Most people think success means making lots of money and achieving high social status.*

b) "muvaffaqiyatli kishi/hodisa/natija" ma'nosida sanaladi.

Masalan: *Everyone said that this year's film festival was a great success.*

73. Sugar

a) "shakar" ma'nosida sanalmaydi;

Masalan: *Soft drinks that contain a lot of sugar can contribute to obesity.*

b) shakarning turlari yoki miqdori ifodalanganda sanaladi.

Masalan: *Are plant sugars better for you than artificial sweeteners?*

74. Tea

a) "choy" ma'nosida sanalmaydi;

Masalan: *Would you like tea or coffee with your breakfast?*

b) choyni turlari yoki miqdori ifodalanganda sanaladi.

Masalan: *We'll have two teas and a coffee, please.*

75. Time

a) "vaqt" ma'nosida sanalmaydi;

Masalan: *How much time do we need to paint the walls?*

b) "marta", "zamon", "davr" ma'nolarida yoki turli xil vaqtlar ifodalanganda sanaladi.

Masalan: *I called him at various times yesterday.*

76. Toast

a) "non bo'lagi" ma'nosida sanalmaydi;

Masalan: *How many pieces of toast would you like with your breakfast?*

b) "qadah" ma'nosida sanaladi.

Masalan: *After we'd finished proposing toasts, I was starting to feel a bit drunk. However, I knew what I was talking about.*

77. Trust

a) "ishonch" ma'nosida sanalmaydi;

Masalan: *People put their trust in politicians, but politicians often betray that trust.*

b) "omonat" ma'nosida sanaladi.

Masalan: *The money the children inherited will be put in trusts until they're adults.*

78. Understanding

a) "tushuncha" ma'nosida sanalmaydi;

Masalan: *Most rich people have little understanding of the problems poor people face.*

b) "kelishuv", "bitim" ma'nosida sanaladi.

Masalan: *He came to an understanding that they wouldn't ask him about his family.*

79. Vision

a) "ko'rish qobiliyati" ma'nosida sanalmaydi;

Masalan: *Grandma's vision is still perfect, but her hearing is getting weaker.*

b) "tasavvur" ma'nosida sanaladi.

Masalan: *To succeed, a company needs people who share a vision of its future direction.*

80. Weight

a) "vazn" ma'nosida sanalmaydi;

Masalan: *If you eat a lot and don't exercise enough, your weight will probably increase.*

b) "shtanga", "og'ir yuk" ma'nosida sanaladi.

Masalan: *After Arnold started working out with weights, his muscles got much bigger.*

81. Whisky

a) ichimlik ma'nosida sanalmaydi;

Masalan: *I drink beer and wine, but I don't drink vodka or whisky.*

b) stakandagi viski yoki viski turlari ifodalanganda sanaladi.

Masalan: *Would you like to join me for a whisky after dinner?*

82. Width

a) "kenglik" ma'nosida sanalmaydi;

Masalan: *The width of a rectangle is always shorter than its length.*

b) birov nimaning eni ifodalanganda sanaladi.

Masalan: *How much does a width of that green silk cost?*

83. Wine

a) ichimlik ma'nosida sanalmaydi;

Masalan: *In many Italian families, kids can have a small glass of wine with their dinner if they want to. But in some other countries giving wine to kids isn't considered to be the right idea.*

b) stakandagi vino yoki vinoning turlari ifodalanganda sanaladi.

Masalan: *Is it true that some of the best wines are being made in Australia these days?*

84. Wood

a) "yog'och" ma'nosida sanalmaydi;

Masalan: *My wife is much stronger than me, so she chops all the wood we burn in our fires.*

b) yog'ochning turlari ifodalanganda sanaladi.

Masalan: *Many woods are great for making furniture, but my favourites are teak and English oak.*

85. Work

a) "ish" ma'nosida sanalmaydi;

Masalan: *My uncle Bill is very lazy, and he's never done a full day's work in his life.*

b) yozuvchi yoki rassom asarlari ifodalanganda sanaladi.

Masalan: *Van Gogh was a great painter, but very few people bought his works while he was alive.*

86. Youth

a) "yoshlik" ma'nosida sanalmaydi;

Masalan: *My cousin did lots of exciting things during his youth, but then he became a tax consultant.*

b) "yosh yigir" ma'nosida sanaladi.

Masalan: *Youths in brightly-coloured shirts chased a ball on a field to impress the young females of their tribe.*

MEASURE WORDS WITH UNCOUNTABLE NOUNS
(SANALMAYDIGAN OTLARNING MIQDOR KO'RSATKICHLARI)

➤ **Qoida 1:**

Ba'zan sanalmaydigan otlarning miqdor ko'rsatkichlarini ko'rsatib, ularni sanaladigan otlarga aylantirishimiz mumkin. Quvida ma'lum bir sanalmaydigan otlarning xos miqdor ko'rsatkichlari berilgan:

MIQDOR KO'RSATKICHLAR	SANALMAYDIGAN OTLAR
<i>a bag of (bir qop)</i>	<i>flour, rice, sugar, etc.</i>
<i>a bar of (bir bo'lak)</i>	<i>chocolate, soap, gold, etc.</i>
<i>a barrel of (bir barrel)</i>	<i>oil, beer, etc.</i>
<i>a beam/shaft of (shu'la)</i>	<i>light, sunlight, moonlight, etc.</i>
<i>a bit of (biroz)</i>	<i>news, gossip, work, etc.</i>
<i>a bottle of (bir shisha)</i>	<i>water, milk, beer, perfume, etc.</i>
<i>a bowl of (bir kosa)</i>	<i>soup, rice, fruit, water, etc.</i>
<i>a box of (bir quti)</i>	<i>cereal, chocolate, etc.</i>
<i>a bucket of (bir paqir)</i>	<i>water, oil, etc.</i>
<i>a bundle of (bir bog'lam)</i>	<i>wheat, hay, paper, cotton, wool, etc.</i>
<i>a can of (bir tumuka banka)</i>	<i>cola, beer, hairspray, paint, etc.</i>
<i>a carton of (bir quti)</i>	<i>juice, milk, etc.</i>
<i>a cloud of (bir to'p)</i>	<i>dust, smoke, mist, etc.</i>
<i>a collection of (bir to'plam)</i>	<i>work, writing, poetry, etc.</i>
<i>a crumb of (bir parcha/ushoq)</i>	<i>bread, cake, etc.</i>
<i>a cup of (bir piyola)</i>	<i>coffee, tea, hot chocolate, etc.</i>
<i>a dose of (bir doza)</i>	<i>medicine, flu, radiation, etc.</i>
<i>a drop of (bir tomchi)</i>	<i>water, oil, rain, paint, sauce, etc.</i>
<i>a flake of (bir parcha)</i>	<i>snow, chocolate, etc.</i>
<i>a game of (o'yin)</i>	<i>chess, football, draught, etc.</i>
<i>a glass of (bir stakan)</i>	<i>water, wine, juice, etc.</i>
<i>a grain of (bir zarra)</i>	<i>sand, sugar, salt, etc.</i>
<i>an amount of (bir miqdor)</i>	<i>money, time, dirt, etc.</i>
<i>an item of (bir qism)</i>	<i>news, expenditure, clothing, etc.</i>
<i>a jar of (bir banka)</i>	<i>honey, jam, coffee, etc.</i>
<i>a jug of (bir grafin)</i>	<i>water, juice, wine, etc.</i>
<i>a keg of (bir bochka)</i>	<i>beer, kvass, etc.</i>
<i>a kilo of (bir kilo)</i>	<i>meat, rice, flour, etc.</i>
<i>a litre of (bir litr)</i>	<i>water, oil, milk, etc.</i>
<i>a loaf of (bir buxanka)</i>	<i>bread, etc.</i>
<i>a lump of (bir parcha)</i>	<i>mud, clay, coal, etc.</i>
<i>a pack/package of (bir qadoq)</i>	<i>sugar, biscuit, meat, etc.</i>
<i>a piece of (bir bo'lak)</i>	<i>advice, furniture, homework, cheese, etc.</i>
<i>a pile of (bir uyum)</i>	<i>rubbish, garbage, snow, etc.</i>
<i>a pane of (bir panel)</i>	<i>glass, etc.</i>
<i>a pinch of (bir chimdim)</i>	<i>salt, sugar, pepper, etc.</i>
<i>a pot of (bir idish)</i>	<i>ink, paint, coffee, etc.</i>
<i>a roll of (bir o'ram)</i>	<i>paper, scotch, tape, etc.</i>
<i>a set of (bir to'plam)</i>	<i>china, cutlery, underwear, etc.</i>
<i>a sheet of (bir varaq)</i>	<i>paper, metal, cardboard, etc.</i>
<i>a slice of (bir tilim)</i>	<i>butter, cheese, bread, meat, cake, etc.</i>
<i>a spool of (bir g'altak)</i>	<i>thread, wire, etc.</i>
<i>a spoonful of (bir qoshiq)</i>	<i>sugar, medicine, soup, etc.</i>
<i>a strand of (bir tola)</i>	<i>hair, thread, wire, etc.</i>
<i>a tablespoon of (bir osh qoshiq)</i>	<i>sugar, medicine, salt, etc.</i>
<i>a tank of (bir bak)</i>	<i>beer, petrol, oil, etc.</i>
<i>a teaspoon of (bir choy qoshiq)</i>	<i>medicine, salt, pepper, etc.</i>
<i>a tin of (bir tumuka banka)</i>	<i>tuna, fish, meat, etc.</i>
<i>a tub of (bir jom)</i>	<i>ice cream, margarine, etc.</i>
<i>a tube of (bir tuba)</i>	<i>toothpaste, gel, oil, etc.</i>

Masalan: They bought two cans of paint yesterday. Even a dose of radiation can be lethal for every living thing. In order to get over the flu completely, he has to take a teaspoon of medicine every day. She tasted the soup and added two pinches of salt. After he had found two strands of hair in his soup, he lost his appetite and stopped eating.

ABSTRACT NOUNS
(MAVHUM OTLAR)

➤ **Qoida 1:**

Barcha ko'rib, ushlab, eshitib, hidlab, tatib ko'rib bo'lmaydigan otlarga *mavhum otlar* deyiladi. Mavhum otlar sanalmaydigan otlar sirasiga kiradi va gapda ega bo'lib kelganda kesimi doim birlikda keladi. Quyidagilar mavhum otlarga misol bo'la oladi:

1. His-tuyg'ular:

Masalan: *love (sevgi), hate (nafrat), anger (g'azab), peace (tinchlik), pride (g'urur), sympathy (hamdardlik), admiration (havas), anxiety (xavotir), happiness (baxt), joy (quvonch), confidence (ishonch), despair (noumidlik), envy (hasad), etc.*

2. Holat va xususiyatni bildiruvchi otlar:

Masalan: *bravery (jasurlik), loyalty (sadoqat), honesty (halollik), integrity (viydon), compassion (achinish), charity (xayriya), success (muvaffaqiyat), courage (jasorat), skill (mahorat), beauty (chiroy), pain (og'riq), misery (qayg'u), etc.*

3. Fikrlar va tushunchalar:

Masalan: *belief (ishonch), dream (orzu), justice (adolat), truth (haqiqat), faith (e'tiqod), liberty (ozodlik), knowledge (bilim), thought (fikir), information (ma'lumot), culture (madaniyat), trust (ishonch), dedication (fidokorlik), etc.*

4. O'zgarish va hodisalar:

Masalan: *progress (taraqqiyot), education (ta'lim), hospitality (mehmondo'stlik), leisure (bo'sh vaqt), trouble (muammo), friendship (do'stlik), relaxation (dam olish), etc.*

➤ **Qoida 2:**

Quyidagi suffiksalar bilan hosil qilinadigan otlar ko'pincha mavhum otlar hisoblanadi:

-tion	-ment	-ance	-ability	-sion	-ity	-ship
-ism	-ness	-ence	-acy	-ty	-age	-hood

Masalan: *information (ma'lumot), humanism (insonparvarlik), enjoyment (huzur), kindness (mehribonlik), maintenance (ta'mirlash), interference (aralashuv), profitability (foydalilik), privacy (daxlsizlik), illusion (xomhayol), loyalty (sadoqat), dignity (viqor), voltage (kuchlanish), friendship (do'stlik), childhood (bolalik), etc.*

COMPOUND NOUNS
(QO'SHMA OTLAR)

➤ **Qoida 1:**

Ikki va undan ortiq so'zning o'zaro qo'shilishidan hosil bo'lgan otlarga *qo'shma otlar* deyiladi. Ular quyidagi usullar bilan yasalishi mumkin:

SO'Z TURKUMI		SO'Z TURKUMI	MISOL
<i>adjective</i>	+	<i>noun</i>	<i>blackboard (yozuv taxtasi)</i>
<i>adjective</i>	+	<i>verb</i>	<i>highlight (asosiy belgilangan qism)</i>
<i>noun</i>	+	<i>adjective</i>	<i>snow white (qorqiz)</i>
<i>noun</i>	+	<i>noun</i>	<i>toothpaste (tish pastasi)</i>
<i>noun</i>	+	<i>preposition (adverb)</i>	<i>hanger-on (tekinxo'r)</i>
<i>noun</i>	+	<i>verb</i>	<i>haircut (soch turmagi)</i>
<i>preposition</i>	+	<i>(adverb)/noun</i>	<i>underground (metro)</i>
<i>preposition (adverb)</i>	+	<i>verb</i>	<i>outlook (dunyogarash)</i>
<i>verb</i>	+	<i>noun</i>	<i>breakwater (suv to'lqinini qaytaruvchi devor)</i>
<i>verb</i>	+	<i>preposition (adverb)</i>	<i>drawback (kamchilik, nuqson)</i>

➤ **Qoida 2:**

Qo'shma otlarning ko'plik shaklini yasashda ko'plik qo'shimchasi asosiy qismga qo'shiladi.

Masalan:

BIRLIK	KO'PLIK
<i>animal hospital (hayvonlar kasalxonasi)</i>	<i>animal hospitals (hayvonlar kasalxonalari)</i>
<i>bus driver (avtobus haydovchisi)</i>	<i>bus drivers (avtobus haydovchilari)</i>
<i>car park (avto turargoh)</i>	<i>car parks (avto turargohlar)</i>
<i>dining table (oshxona stoli)</i>	<i>dining tables (oshxona stollari)</i>
<i>language teacher (til o'qituvchisi)</i>	<i>language teachers (til o'qituvchilari)</i>
<i>washing machine (kir yuvish mashinasi)</i>	<i>washing machines (kir yuvish mashinalari)</i>

➤ **Izoh:**

Sanalmaydigan otlardan yasalgan qo'shma otlarning ko'plik shakli bo'lmaydi.

Masalan: *French food, etc.*

➤ **Qoida 3:**

Agar qo'shma otlar predlogli bo'lsa, unda ko'plik shakli birinchi otga beriladi.

Masalan:

BIRLIK	KO'PLIK
<i>hanger-on (tekinxo 'r)</i>	<i>hangers-on (tekinxo 'rlar)</i>
<i>passer-by (o 'tkinchi)</i>	<i>passers-by (o 'tkinchilar)</i>
<i>looker-on (tomoshabin)</i>	<i>lookers-on (tomoshabinlar)</i>
<i>mother-in-law (qaynona)</i>	<i>mothers-in-law (qaynonalar)</i>

➤ **Qoida 4:**

Qisqartmali qo'shma otlarning ko'plik shaklini yasashda ko'plik qo'shimchasi oxirgi otga qo'shiladi.

Masalan:

BIRLIK	KO'PLIK
<i>MP (Member of parliament)</i>	<i>MPs (Members of parliament)</i>
<i>VIP (Very important person)</i>	<i>VIPs (Very important persons)</i>

➤ **Qoida 5:**

Agar qo'shma otning birinchi so'zi "man" yoki "woman" bo'lsa, ularning ko'plik shakli yasalganda qo'shma ot tarkibidagi har ikkala so'z ham ko'plik shaklga o'tadi.

Masalan:

BIRLIK	KO'PLIK
<i>man-servant (erkak xizmatchi)</i>	<i>men-servants (erkak xizmatchilar)</i>
<i>woman-doctor (ayol shifokor)</i>	<i>women-doctors (ayol shifokorlar)</i>

➤ **Qoida 6:**

Qo'shib yoziladigan qo'shma otlarning ko'plik shakli qo'shma ot tarkibidagi ikkinchi so'zga ko'plik qo'shimchasi qo'shish bilan hosil qilinadi.

Masalan:

BIRLIK	KO'PLIK
<i>armchair (kreslo)</i>	<i>armchairs (kreslolar)</i>
<i>breadknife (non pichoq)</i>	<i>breadknives (non pichoqlar)</i>
<i>housewife (uy bekasi)</i>	<i>housewives (uy bekalari)</i>
<i>policeman (politsiyachi)</i>	<i>policemen (politsiyachilar)</i>
<i>postman (pochtachi)</i>	<i>postmen (pochtachilar)</i>
<i>schoolboy (maktab o'quvchisi)</i>	<i>schoolboys (maktab o'quvchilari)</i>
<i>tablecloth (dasturxon)</i>	<i>tablecloths (dasturxonlar)</i>
<i>toothbrush (tish cho'tkasi)</i>	<i>toothbrushes (tish cho'tkalari)</i>

OTLARNING ANIQLOVCHI VAZIFASIDA ISHLATILISHI

➤ **Qoida 1:**

Otlarning aniqlovchi vazifasida kelishining ikki xil holati mavjud:

a) agar bir necha ot va sonlar bir otdan oldin kelsa, u paytda oldingi otlar aniqlovchi vazifasini bajarib, ularga hech qanday qo'shimcha qo'shilmaydi hamda ular chiziqcha bilan yoziladi (1-ustunga qaralsin)

b) "of" qaratqich kelishigi qo'shimchasi yordamida birikma hosil qiladi (2-ustunga qaralsin)

BIRLIK	
1-ustun	2-ustun
<i>a ten-year-old girl (o'n yoshli qiz)</i>	<i>a girl of ten years old (o'n yoshli qiz)</i>
<i>a three-room flat (uch xonali uy)</i>	<i>a flat of three rooms (uch xonali uy)</i>
<i>a week holiday (bir haftalik ta'til)</i>	<i>a holiday of a week (bir haftalik ta'til)</i>
<i>a five-century castle (besh asrlik qasr)</i>	<i>a castle of five centuries (besh asrlik qasr)</i>
<i>a twenty-minute flight (yigirma daqiqalik parvoz)</i>	<i>a flight of twenty minutes (yigirma daqiqalik parvoz)</i>

KO'PLIK	
<i>two ten-year-old girls (ikkita o'n yoshli qiz)</i>	<i>two girls of ten years old (ikkita o'n yoshli qiz)</i>
<i>three three-room flats (uchta uch xonali uy)</i>	<i>three flats of three rooms (uchta uch xonali uy)</i>
<i>two three-week holidays (ikkita uch haftalik ta'til)</i>	<i>two holidays of three weeks (ikkita uch haftalik ta'til)</i>
<i>seven five-century castles (yettita besh asrlik qasr)</i>	<i>seven castles of five centuries (yettita besh asrlik qasr)</i>
<i>three ten-minute flights (uchta o'n daqiqalik parvoz)</i>	<i>three flights of ten minutes (uchta o'n daqiqalik parvoz)</i>

➤ **Qoida 2:**

Vaqt ko'rsatkichlari bilan berilgan jumlada ['s] (apostrofli "-s" qo'shimchasi) yoki ko'plikda "-s" qo'shimchasi bilan kelganda apostrof ['] dan foydalanishimiz ham mumkin.

BIRLIK	
1-ustun	2-ustun
<i>a week holiday (bir haftalik ta'til)</i>	<i>a week's holiday (bir haftalik ta'til)</i>
<i>a two-hour flight (ikki soatlik parvoz)</i>	<i>a two hours' flight (ikki soatlik parvoz)</i>
<i>a five-century castle (besh asrlik qasr)</i>	<i>a five centuries' castle (besh asrlik qasr)</i>
KO'PLIK	
<i>two one-week holidays (ikkita bir haftalik ta'til)</i>	<i>two one week's holidays (ikkita bir haftalik ta'til)</i>
<i>three two-week holidays (uchta ikki haftalik ta'til)</i>	<i>three two weeks' holidays (uchta ikki haftalik ta'til)</i>
<i>two five-century castles (ikkita besh asrlik qasr)</i>	<i>two five centuries' castles (ikkita besh asrlik qasr)</i>

COLLECTIVE NOUNS
(JAMLOVCHI OTLAR)

➤ **Qoida 1:**

Jamlovchi otlar kishilar, hayvonlar yoki narsa-predmetlarning guruhini ifodalab, asosan uch guruhga bo'linadi:

1. Kishilar guruhini ifodalovchi jamlovchi otlar:

<i>a class of students (talabalar sinfi)</i>	<i>a team of players (o'yinchilar jamoasi)</i>
<i>an army/regiment of soldiers (askarlar armiyasi/polki)</i>	<i>a gang of labourers (ishchilar jamoasi)</i>
<i>a choir of singers (qo'shiqchilar guruhi)</i>	<i>a flock of tourists (turistlar galasi)</i>
<i>a crew of sailors (dengizchilar ekipaji)</i>	<i>a troupe of artists (san'atkorlar guruhi)</i>
<i>a band of musicians (musiqachilar guruhi)</i>	<i>a staff of employees (ishchilar jamoasi)</i>
<i>an audience of listeners (tinglovchilar auditoriyasi)</i>	<i>a gang/pack of thieves (o'g'rilar to'dasi)</i>
<i>a panel/team of experts (ekspertlar hay'ati)</i>	<i>a tribe of natives (mahalliy qabila)</i>
<i>a bunch of crooks (firibgarlar to'dasi)</i>	<i>a board of directors (direktorlar kengashi)</i>
<i>a crowd of people/spectators (odamlar/tomoshabinlar ommasi)</i>	<i>a group of dancers (raqqoslar guruhi)</i>

2. Hayvonlar guruhini ifodalovchi jamlovchi otlar:

<i>a catch of fish (ovlangan baliqlar to'dasi)</i>
<i>an army/colony of ants (chumolilar galasi)</i>
<i>a flight of birds (uchayotgan qushlar to'dasi)</i>
<i>a flock of birds/geese/sheep/goats (qushlar/g'ozlar/qo'ylar/echkilar to'dasi)</i>
<i>a school/shoal of fish (baliqlar to'dasi)</i>
<i>a team of horses/oxen (otlar/buqalar podasi)</i>
<i>a herd of goats/deer/cattle/horses/elephants/camels (echkilar/bug'ular/chorvalar/otlar/fillar/tuyalar podasi)</i>
<i>a swarm of bees/ants/rats/flies (arilar/chumolilar/kalamushlar/pashshalar galasi)</i>
<i>a litter of puppies/kittens/cubs (kuchukchalar/mushukchalar/hayvon bolalari to'dasi)</i>
<i>a host of sparrows (qaldirg'ochlar oilasi)</i>
<i>a pride/troupe of lions/tigers/cheetahs (sherlar/yo'lbarslar/gepardlar galasi/to'dasi)</i>
<i>a zoo of wild animals (yovvoyi hayvonlar zooparki)</i>
<i>a pack of cats/dogs/foxes/wolves/hounds (mushuklar/itlar/tulkilar/bo'rilar/tozi itlar galasi)</i>
<i>a troop of monkeys (maymunlar to'dasi)</i>
<i>a hive of bees (asalarilar oilasi)</i>
<i>a murder of crows (qarg'alar galasi)</i>

3. Narsa-predmetlar guruhini ifodalovchi jamlovchi otlar:

<i>a group of islands</i> (orollar guruhi)	<i>a pack of cards</i> (kartalar uyumi)
<i>a galaxy of stars</i> (yulduzlar galaktikasi)	<i>a pair of shoes</i> (bir juft poyabzal)
<i>a wad of notes</i> (eslatmalar bog'lami)	<i>a bunch/bouquet of flowers</i> (gullar dastasi)
<i>a forest of trees</i> (daraxtlar to'dasi)	<i>a bunch of keys</i> (kalitlar bog'lami)
<i>a fleet of ships</i> (kemalar floti)	<i>a chest of drawers</i> (tortmalar javoni)
<i>a string of pearls</i> (marvaridlar shodasi)	<i>a range of mountains</i> (tog'lar tizmasi)
<i>an album of stamps/autographs</i> (marka/dastxatlar albomi)	<i>a library of books</i> (kitoblar kutubxonasi)
<i>a hedge of bushes</i> (butalar to'pi)	...

➤ Qoida 2:

Jamlovchi otlar gapda ega vazifasida kelganda kesimi quyidagi holatlarda kelishi mumkin:

1. Ma'nosiga ko'ra birlik va ko'plikda ishlatilishi mumkin.

Agar ushbu otlar butun guruhni umumlashtirib nazarda tutadigan bo'lsa, birlik kesim ishlatiladi. Agar ushbu otlar kishilar, hayvonlar yoki narsa-predmetlarni alohida-alohida nazarda tutsa, ko'plik kesim ishlatiladi:

<i>army</i> (armiya)	<i>electorate</i> (elektorat)	<i>population</i> (aholi)
<i>association</i> (assotsiatsiya)	<i>enemy</i> (dushman)	<i>press</i> (matbuot)
<i>audience</i> (auditoriya)	<i>family</i> (oila)	<i>public</i> (omma)
<i>college</i> (kollej)	<i>fire brigade</i> (o't o'chirish brigadasi)	<i>school</i> (maktab)
<i>committee</i> (qo'mita)	<i>generation</i> (avlod)	<i>Sony</i> (Sony)
<i>community</i> (jamiyat)	<i>government</i> (hukumat)	<i>staff</i> (jamoat)
<i>company</i> (kompaniya)	<i>group</i> (guruh)	<i>team</i> (jamoat)
<i>Congress</i> (kongress)	<i>jury</i> (hay'at)	<i>the Bank of England</i> (Angliya Banki)
<i>crowd</i> (olomon)	<i>Lenovo</i> (Lenovo)	<i>the BBC</i> (BiBiSi)
<i>class</i> (sinf)	<i>navy</i> (dengiz harbiy kuchlari)	<i>the Unicef</i> (YUNISEF)
<i>club</i> (klub)	<i>opposition</i> (muxolifat)	<i>the UNESCO</i> (YUNESKO)
<i>crew</i> (ekipaj)	<i>orchestra</i> (orkestr)	<i>the United Nations</i> (BMT)
<i>department</i> (bo'lim)	<i>organization</i> (tashkilot)	<i>university</i> (universitet)

Masalan:

BIRLIK	KO'PLIK
<i>The family is old and famous.</i>	<i>The family are happy about the gifts.</i>
<i>Our team is the best.</i>	<i>Our team are playing well today.</i>
<i>The staff is in a meeting.</i>	<i>The staff are in disagreement about finding.</i>
<i>The orchestra consists of 86 musicians.</i>	<i>The orchestra do not know what to play.</i>

2. Faqat ko'plik hisoblanib, ko'plik kesim talab qiladi.

Bu turdagi jamlovchi otlarning ko'pchiligi otlashgan sifatlardir:

<i>the police</i> (politsiya)	<i>the disabled</i> (nogironlar)	<i>the young</i> (yoshlar)
<i>the poor</i> (kambag'allar)	<i>the lame</i> (cho'loqlar)	<i>the blind</i> (ko'rlar)
<i>the injured</i> (jarohatlanganlar)	<i>the old</i> (keksalar)	<i>the unemployed</i> (ishsizlar)
<i>the wounded</i> (yaralanganlar)	<i>the rich</i> (boylar)	<i>the deaf</i> (karlar)
<i>the dead</i> (o'lganlar)	<i>the sick</i> (kasallar)	...

Masalan: *Have the police arrested the thief? The sick are being cured. The wounded are taken to hospital.*

3. Kishilar, hayvonlar yoki narsa-predmetlar guruhini ifodalovchi jamlovchi otlar gapda ega vazifasida birlikda kelsa, kesimi ham birlikda bo'ladi, jamlovchi ot ko'plikda kelsa, kesimi ham faqat ko'plikda bo'ladi.

Masalan: *A pair of shoes was lying on the floor. Two pairs of shoes were lying on the floor. A troupe of actors is performing the national comedy. Many troupes of actors are performing the national comedy.*

CASE OF NOUNS
(OTLARDA KELISHIK)

➤ Qoida 1:

Ingliz tilida otlarda faqat ikkita kelishik bor:

1. Umumiy kelishik (*Common case*)

Umumiy kelishikdagi otlarning hech qanday qo'shimchasi bo'lmaydi, predlog bilan kelmaganda ularning boshqa so'zlar bilan munosabati gapdagi o'rniga qarab belgilanadi. Umumiy kelishikdagi ot kesimdan oldin kelsa gapning egasi bo'ladi, predlogsiz umumiy kelishikdagi ot kesimdan keyin kelsa gapda to'ldiruvchi bo'lib keladi.

Masalan: *The engineer gave the workers the project of the building. The director showed the accountant the progress.*

2. Qaratqich kelishigi (*Possessive case*)

Qaratqich kelishigi otga ['s] qo'shilishi orqali hosil qilinadi.

Masalan: *the girl's hat, Jack's friend, the horse's leg, etc.*

➤ Qoida 2:

Qaratqich kelishigi ko'plikdagi otlardan keyin faqat ['] belgisini qo'yish orqali yasaladi.

Masalan: *the boys' books, the workers' tools, the teachers' room, etc.*

➤ Qoida 3:

Noto'g'ri ko'plikdagi otlarning qaratqich kelishik shakli ['s] qo'shish orqali yasaladi.

Masalan: *the children's toys, the workmen's tools, people's interests, etc.*

➤ Qoida 4:

Qaratqich kelishigi qo'shimchasi qo'shma otlarning oxirgi so'ziga qo'shiladi.

Masalan:

BIRLIK	KO'PLIK
<i>the commander-in-chief's order</i>	<i>the commanders-in-chief's orders</i>
<i>my sister-in-law's library</i>	<i>my sisters-in-law's library</i>
<i>looker's-on applause</i>	<i>lookers'-on applause</i>
<i>my boyfriend's car</i>	<i>my boyfriends' cars</i>
<i>my brother-in-law's guitar</i>	<i>my brothers-in-law's guitars</i>

➤ Qoida 5:

Agar bir buyum bir necha kishilarga qarashli bo'lsa, qaratqich kelishigi qo'shimchasi ['s] oxirgi shaxs otiga qo'shiladi.

Masalan: *Peter and Helen's flat, Mr and Mrs Browns' house, John and his brother's car, etc.*

➤ Qoida 6:

Agar bir necha buyumlar bir necha kishilarga qarashli bo'lsa, qaratqich kelishigi qo'shimchasi ['s] har bir shaxs otiga qo'shiladi.

Masalan: *Mukhammad's and Madina's computers, Tom's and Roger's bicycles, the teacher's and the student's books, etc.*

➤ Qoida 7:

Qaratqich kelishigi qo'shimchasini olgan ot boshqa otdan oldin kelib, o'zidan keyin kelgan otning aniqlovchisi hisoblanadi.

Masalan: *the student's library, the children's mother, Kate's friends, etc.*

➤ Qoida 8:

Agar otning o'zidan oldin boshqa aniqlovchisi bo'lsa, qaratqich kelishigidagi ot o'sha aniqlovchilardan oldin keladi.

Masalan: *the student's new dictionary, Kate's best friends, the doctor's old tools, etc.*

➤ Qoida 9:

Qaratqich kelishigidagi otdan keyin kelgan ot artikl bilan ishlatilmaydi, chunki qaratqich kelishigidagi ot o'zidan keyin kelgan otning ko'rsatkichi hisoblanadi.

Masalan: *Jack's friend, children's toys, engineer's projects, etc. (Jack's a friend, children's the toys, engineer's a project)*

➤ Izoh:

The children's mother, the student's dictionary, the mother's daughter

Ushbu misollardagi artikl qaratqich kelishigidagi otlarga qarashli, ulardan keyin kelgan otlarga emas.

➤ Qoida 10:

Qaratqich kelishigi ma'nosini ifodalashda ['s] bilan bir qatorda "of" predlogi ham ishlatiladi.

Masalan: *the first meal of the day, the door of the room, the handle of the pot, etc.*

➤ Qoida 11:

Ko'pincha ko'plikdagi otlar qaratqich kelishigida "of" predlogi bilan ishlatiladi.

Masalan: *Where have you put the tools of the workers? The windows of the rooms are not clean.*

➤ Qoida 12:

Ikkita qaratqich kelishigi qo‘shimchasi [’s] ni olgan ot kamdan-kam holatda ketma-ket keladi, ikkinchisi ko‘pincha “of” predlogi bilan almashtiriladi.

Masalan: *He is my sister’s husband’s father o‘rnida He is the father of my sister’s husband* ishlatiladi.

➤ Qoida 13:

Murakkab aniqlovchili birikmalarda qaratqich kelishigi qo‘shimchasi asosiy ot oldidagi anqlovchiga qo‘shiladi.

Masalan: *My elder brother Peter’s son is very ill. Her close neighbour’s daughter is getting married soon.*

➤ Izoh:

Yuqoridagi vaziyatda “of” predlogini ishlatish afzalroq.

Masalan: *The son of my elder brother Peter is very ill. The daughter of her close neighbour is getting married soon.*

➤ Qoida 14:

“House”, “office”, “shop” kabi so‘zlar ko‘pincha qaratqich kelishigi qo‘shimchasi [’s] ni olgan otdan keyin tushib qoladi.

Masalan: *I dined at my friend’s (my friend’s house). She went to the baker’s (the baker’s shop).*

➤ Izoh:

Qaratqich kelishigi qo‘shimchasi [’s] kasb egalari nomiga qo‘shilib, ularning ishxonalarini nazarda tutishi mumkin.

<i>at the butcher’s (qassobxonada)</i>	<i>at the doctor’s (shifoxonada)</i>	<i>at the florist’s (gulchinikida)</i>
<i>at the dentist’s (tish shifokorida)</i>	<i>at the baker’s (novvoyxonada)</i>	<i>at the chemist’s (dorixonada)</i>
<i>at the tailor’s (tikuvchilikida)</i>	<i>at the cobbler’s (etikdo ‘znikida)</i>	<i>at the designer’s (dizaynernikida)</i>
<i>at the hairdresser’s (sartaroshxonada)</i>	<i>at the barber’s (sartaroshxonada)</i>	...

Masalan: *I am going to the doctor’s. You can buy meat at the butcher’s. I have had my shoes repaired at the cobbler’s.*

➤ Qoida 15:

Kishi yoki hayvonlarni bildiruvchi otlardan tashqari quyidagi otlar ham qaratqich kelishigi qo‘shimchasi [’s] ni oladi:

a) vaqt va masofani ifodalovchi otlar

Masalan: *He had a month’s holiday last summer. He lives at a kilometre’s distance from here.*

b) ba’zi payt ravishlari

Masalan: *today’s newspaper, yesterday’s conversation, tomorrow’s meeting, etc.*

c) ba’zi qotib qolgan (o‘zgarmas) iboralar

Masalan: *for order’s sake (tartib uchun), for old acquaintance’s sake (eski tanishlik hurmati), at a stone’s throw (bir qadamlik yo‘l), etc.*

d) “-s” bilan tugagan ismlarga [’] ning o‘zini qo‘shish yetarli bo‘ladi.

Masalan: *Pythagoras’ theorem, Sophocles’ play, Archimedes’ law, etc.*

e) kema va qayiqalar

Masalan: *The ship’s bell, the yacht’s mast, etc.*

f) transport vositalari bilan xoh “of”, xoh [’s] strukturalari ishlatilishi mumkin.

Masalan: *The plane’s wing-the wing of the plane, the train’s compartment-the compartment of the train, etc.*

g) tashkilot va korxonalar bilan xoh “of”, xoh [’s] strukturalari ishlatilishi mumkin.

Masalan: *The school’s garden-the garden of the school, the university’s library-the library of the university, etc.*

h) davlat va shaharlar bilan xoh “of”, xoh [’s] strukturalari ishlatilishi mumkin.

Masalan: *The world’s population-the population of the world, Bukhara’s monuments-the monuments of Bukhara, etc.*

➤ Qoida 16:

Qaratqich kelishigidagi birikmalarning ikki xil ko‘rinishi mavjud:

BIRINCHI KO‘RINISH				IKKINCHI KO‘RINISH		
<i>my mother’s</i>	+	<i>friend</i>	=	<i>a friend</i>	of	<i>my mother’s</i>
<i>my</i>		<i>friends</i>		<i>friends</i>		<i>mine</i>
<i>your</i>		<i>dog</i>		<i>a dog</i>		<i>yours</i>
<i>his</i>		<i>dogs</i>		<i>dogs</i>		<i>his</i>
<i>her</i>		<i>record</i>		<i>a record</i>		<i>hers</i>
<i>its</i>		<i>records</i>		<i>records</i>		<i>its</i>
<i>our</i>		<i>hat</i>		<i>a hat</i>		<i>ours</i>
<i>their</i>		<i>hats</i>		<i>hats</i>		<i>theirs</i>

Masalan: *He is my friend./He is a friend of mine. Jack’s car was stolen./The car of Jack’s was stolen.*

NOUN SUFFIXES
(OT YASOVCHI SUFFIKSLAR)

➤ Qoida 1:

Ingliz tilida yasama otlar asosan ushbu qo‘shimchalar orqali hosil qilinadi:

SUFFIKS	MISOL	SUFFIKS	MISOL
-acy (-cy)	<i>privacy, legacy, bankruptcy, etc.</i>	-ance	<i>acceptance, resistance, etc.</i>
-age	<i>garbage, courage, package, etc.</i>	-ence	<i>sentence, competence, existence, etc.</i>
-dom	<i>freedom, kingdom, wisdom, etc.</i>	-ancy	<i>vacancy, constancy, pregnancy, etc.</i>
-et, -ette, -let	<i>basket, cigarette, booklet, etc.</i>	-ency	<i>agency, urgency, tendency, etc.</i>
-hood	<i>childhood, babyhood, boyhood, etc.</i>	-ant	<i>peasant, sergeant, servant, etc.</i>
-ice, -ise	<i>justice, notice, office; promise, etc.</i>	-ary	<i>secretary, dignitary, military, etc.</i>
-ics	<i>ethics, physics, politics, etc.</i>	-ery	<i>archery, bravery, slavery, etc.</i>
-ine, -in	<i>engine, sardine, cousin, dolphin, etc.</i>	-ory	<i>memory, allegory, oratory, etc.</i>
-ing	<i>ceiling, building, dressing, etc.</i>	-er	<i>worker, lawyer, founder, etc.</i>
-ism	<i>realism, communism, feudalism, etc.</i>	-or	<i>sailor, tailor, janitor, etc.</i>
-ist	<i>dentist, typist, stylist, etc.</i>	-ar	<i>beggar, burglar, liar, etc.</i>
-ment	<i>treatment, apartment, etc.</i>	-eer (-ier)	<i>career, engineer, soldier, etc.</i>
-ness	<i>blindness, brightness, coldness, etc.</i>	-ee	<i>devotee, divorcee, employee, etc.</i>
-ship	<i>friendship, hardship, worship, etc.</i>	-ess	<i>actress, goddess, governess, etc.</i>
-ty (-ity)	<i>safety, nicety, oddity, crudity, etc.</i>	-ion, -tion	<i>cushion, fashion, corruption, etc.</i>
-th	<i>breadth, depth, filth, etc.</i>	-ition	<i>petition, partition, contrition, etc.</i>
-tude	<i>altitude, amplitude, attitude, etc.</i>	-ation	<i>information, reformation, etc.</i>
-ure	<i>failure, figure, procedure, etc.</i>	-sion, -ssion	<i>vision, lesion, discussion, etc.</i>

ADJECTIVE

(SIFAT)

➤ Qoida 1:

Narsa va buyumning belgisini bildirib, barcha *qanday?*, *qanaqa?* so'roqlariga javob bo'ladigan so'zlarga *sifat* deyiladi. Masalan: *expensive* (qimmat), *interesting* (qiziqarli), *modern* (zamonaviy), *tall* (baland), *young* (yosh), *beautiful* (chiroyli), etc.

➤ Qoida 2:

Sifatlar jins, son va kelishikda o'zgarmaydi. Ular faqat darajalar bo'yicha o'zgarishi mumkin. Masalan: *cheap* (arzon)- *cheaper* (arzonroq)- *the cheapest* (eng arzon), etc.

➤ Qoida 3:

Sifatlar gapda aniqlovchi vazifasida yoki ot-kesimning tarkibida kelishi mumkin. Masalan: *A beautiful girl is sitting over there. The girl who is sitting over there is beautiful.*

➤ Qoida 4:

Sifatlar tuzilishiga ko'ra *sodda va qo'shma sifatlar* guruhlariga bo'linadi. Sodda sifatlar o'z navbatida ikkiga - *tub va yasama* sifatlariga bo'linadi.

➤ Qoida 5:

Tarkibida hech qanday sifat yasovchi qo'shimchalari bo'lmagan sifatlar *tub sifatlar* deyiladi. Masalan: *good, bad, white, red, big, etc.*

➤ Qoida 6:

Sifat yasovchi qo'shimchalar yordamida yasalgan sifatlar *yasama sifatlar* deyiladi. Masalan: *useful, beneficial, dangerous, formal, etc.*

➤ Qoida 7:

Ikkita so'zdan yasali bitta ma'noni anglatuvchi sifatlar *qo'shma sifatlar* deyiladi. Masalan: *a part-time job, a middle-aged woman, a well-known author, a dark blue sweater, a snow-white shirt, etc.*

➤ Qoida 8:

Sifatlar ma'nosiga ko'ra ikkiga bo'linadi:

1. Opinion adjectives (Fikr sifatleri)

2. Fact adjectives (Dalil sifatleri)

OPINION ADJECTIVES

(FIKR SIFATLARI)

➤ Qoida 1:

Shaxs yoki narsa-predmetning moddiy belgilarini emas, ko'pincha xususiyati yoki holatini ifodalovchi sifatlar *fikr sifatleri* deyiladi. Bir shaxs tomonidan ma'lum bir obyektga berilgan fikr sifatleri boshqa bir kishi tomonidan inkor etilishi mumkin.

Masalan: *good* (yaxshi), *easy* (oson), *important* (muhim), *difficult* (qiyin), *pleasant* (yoqimli), *comfortable* (qulay), etc.

FACT ADJECTIVES

(DALIL SIFATLARI)

➤ Qoida 1:

Dalil sifatleri deb konkret hajmni, shaklni, uzunlikni, kenglikni, chuqurlikni, yoshni, haroratni, rangni, millatni, dinni, materialni ifodalovchi sifatlar *aytilib*, ular ifodalagan belgi aniq-yaqqol ko'rinib turadi va hech kim uni inkor eta olmaydi.

Masalan: *large* (katta), *black* (qora), *cotton* (paxtali), *young* (yosh), *wooden* (yog'ochli), *little* (kichik), *old* (eski), etc.

DEGREES OF ADJECTIVES
(SIFAT DARAJALARI)

➤ Qoida 1:

Sifatlar darajalanishiga ko'ra uch guruhga: *oddiy*, *qiyosiy* va *orttirma* darajalarga bo'linadi.

1. Bir va ba'zi ikki bo'g'inli sifatning darajalanish jadvali:

POSITIVE DEGREE (ODDIY DARAJA)	COMPARATIVE DEGREE (QIYOSIY DARAJA)	SUPERLATIVE DEGREE (ORTTIRMA DARAJA)
...	... -er	<i>the ... -est</i>
<i>big</i>	<i>bigger</i>	<i>the biggest</i>
<i>high</i>	<i>higher</i>	<i>the highest</i>
<i>happy</i>	<i>happier</i>	<i>the happiest</i>
<i>cheap</i>	<i>cheaper</i>	<i>the cheapest</i>
<i>cold</i>	<i>colder</i>	<i>the coldest</i>
<i>busy</i>	<i>busier</i>	<i>the busiest</i>
<i>dirty</i>	<i>dirtier</i>	<i>the dirtier</i>
...

2. Ko'pchilik ikki va undan ortiq bo'g'inli sifatning darajalanish jadvali:

POSITIVE DEGREE (ODDIY DARAJA)	COMPARATIVE DEGREE (QIYOSIY DARAJA)	SUPERLATIVE DEGREE (ORTTIRMA DARAJA)
...	<i>more/less ...</i>	<i>the most/the least ...</i>
<i>pleasant</i>	<i>more/less pleasant</i>	<i>the most/the least pleasant</i>
<i>important</i>	<i>more/less important</i>	<i>the most/the least important</i>
<i>difficult</i>	<i>more/less difficult</i>	<i>the most/the least difficult</i>
<i>beautiful</i>	<i>more/less beautiful</i>	<i>the most/the least beautiful</i>
<i>attractive</i>	<i>more/less attractive</i>	<i>the most/the least attractive</i>
<i>interesting</i>	<i>more/less interesting</i>	<i>the most/the least interesting</i>
...

3. Har ikkala usul bilan darajalanadigan sifatlar jadvali:

POSITIVE DEGREE (ODDIY DARAJA)	COMPARATIVE DEGREE (QIYOSIY DARAJA)	SUPERLATIVE DEGREE (ORTTIRMA DARAJA)
...	... -er yoki <i>more/less ...</i>	<i>the ... -est</i> yoki <i>the most/the least ...</i>
<i>clever</i>	<i>cleverer / more/less clever</i>	<i>the cleverest / the most/least clever</i>
<i>narrow</i>	<i>narrower / more/less narrow</i>	<i>the narrowest / the most/least narrow</i>
<i>quiet</i>	<i>quieter / more/less quiet</i>	<i>the quietest / the most/least quiet</i>
<i>shallow</i>	<i>shallower / more/less shallow</i>	<i>the shallowest / the most/least shallow</i>
<i>simple</i>	<i>simpler / more/less simple</i>	<i>the simplest / the most/least simple</i>
<i>gentle</i>	<i>gentler / more/less gentle</i>	<i>the gentlest / the most/least gentle</i>
<i>friendly</i>	<i>friendlier / more/less friendly</i>	<i>the friendliest / the most/least friendly</i>

4. Darajalanishda shaklan o'zgaradigan sifatlar (va olmoshlar*) jadvali:

POSITIVE DEGREE (ODDIY DARAJA)	COMPARATIVE DEGREE (QIYOSIY DARAJA)	SUPERLATIVE DEGREE (ORTTIRMA DARAJA)
<i>good</i>	<i>better</i>	<i>the best</i>
<i>bad</i>	<i>worse</i>	<i>the worst</i>
<i>much/many*</i>	<i>more</i>	<i>the most</i>
<i>little*</i>	<i>less</i>	<i>the least</i>
<i>far</i>	<i>farther / further</i>	<i>the farthest / the furthest</i>
<i>old</i>	<i>older / elder</i>	<i>the oldest / the eldest</i>
<i>well (healthy)</i>	<i>better</i>	<i>the best</i>

➤ Izoh:

Ingliz tilida ba'zi sifatning qiyosiy va orttirma darajalari mavjud emas. Quyidagi sifatlar shular jumlasidandir:

<i>blind</i> (ko'r)	<i>fatal</i> (o'ldiradigan)	<i>left</i> (chap)	<i>key</i> (asosiy)	<i>universal</i> (universal)	<i>wrong</i> (noto'g'ri)
<i>dead</i> (o'lik)	<i>final</i> (so'nggi)	<i>right</i> (o'ng)	<i>vertical</i> (vertikal)	<i>unique</i> (yagona)	...

➤ Qoida 2:

Sifatlarning qiyosiy va orttirma darajalari yasalganda quyidagi imlo qoidalariga rioya qilinadi:

1. Agar sifat o'qilmaydigan "e" harfi bilan tugagan bo'lsa, "-er" va "-est" qo'shimchalari qo'shilganda sifat oxiridagi o'qilmaydigan "e" harfi tushib qoladi.

Masalan: *large-larger-the largest, brave-braver-the bravest, ripe-riper-the ripest, etc.*

2. Agar sifat qisqa unidan keyin kelgan undosh harf bilan tugagan bo'lsa, qiyosiy va orttirma darajalarning qo'shimchasi qo'shilganda oxirgi undosh ikkilantiriladi.

Masalan: *big-bigger-the biggest, hot-hotter-the hottest, thin-thinner-the thinnest, wet-wetter-the wettest, etc.*

3. Agar sifat undoshdan keyin kelgan "y" harfi bilan tugagan bo'lsa, qiyosiy va orttirma darajalarning qo'shimchasi qo'shilganda oxirgi "y" harfi "i" harfiga o'zgaradi.

Masalan: *busy-busier-the busiest, easy-easier-the easiest, dirty-dirtier-the dirtiest, etc.*

4. Agar sifat oxiridagi "y" harfi unidan keyin kelgan bo'lsa, qo'shimcha qo'shilganda "y" harfi saqlanib qolinadi.

Masalan: *stray-strayer-the strayest, coy-coyer-the coyest, etc.*

➤ Qoida 3:

Ba'zida rang-tus sifatlariga "-ish" qo'shimchasi qo'shib, o'sha sifatning ozaytirma darajasini ifodalaydi.

Masalan: *reddish (qizg'ish), greyish (kulrangsimon), whitish (oqish), greenish (yashilsifat), etc.*

POSITIVE DEGREE
(ODDIY DARAJA)

➤ Qoida 1:

Sifatning oddiy darajasi biror-bir ot haqida shunchaki ma'lumot berish uchun ishlatiladi. Oddiy darajadagi sifatlarga hech qanday qo'shimcha qo'shilmaydi.

Masalan: *She is a beautiful girl. My brother is an interesting person. It is an easy job.*

COMPARATIVE DEGREE
(QIYOSIY DARAJA)

➤ Qoida 1:

Sifatning qiyosiy darajasi ikki ot bir-biri bilan ya'ni bir ot ikkinchi bir ot bilan qiyoslash, taqqoslash uchun ishlatiladi.

<i>Comparative degree</i>	+ <i>than</i>	- <i>dan ko'ra</i>
---------------------------	---------------	--------------------

Masalan: *My room is larger than yours. Exercise ten is more difficult than exercise eleven. Nick is taller than Tom.*

➤ Qoida 2:

"Than" so'zi ishtirok etmasdan yashirin qiyos berish mumkin.

Masalan: *This restaurant is expensive. Let's find a cheaper one. Nick is tall. Tom is taller.*

➤ Qoida 3:

"Or" bog'lovchisi bilan ikki ot haqida so'ralganda ham sifatning qiyosiy darajasi ishlatiladi.

Masalan: *Which is more expensive, Nexia or Spark? Which is better, swimming or driving?*

➤ Qoida 4:

Quyidagi so'zlarni qiyosiy darajadagi sifatlardan oldin qo'yib qiyosni kuchaytirishda ishlatamiz:

<i>much (ancha)</i>	+ <i>Comparative degree</i>
<i>far (ancha)</i>	
<i>a lot (ancha)</i>	
<i>a bit (biroz)</i>	
<i>a little (biroz)</i>	
<i>even (ancha)</i>	
<i>any (biroz)</i>	
<i>rather (ancha)</i>	
<i>no (emas)</i>	
<i>sligh. 'v (biroz)</i>	
<i>yet (ancha)</i>	
<i>still (ancha)</i>	

Masalan: *My rooms are much larger than yours. Nick is far taller than Bill. This book is much more interesting than that one.*

➤ Izoh:

Otlarning miqdoriga ishora qiluvchi "anchagina ko'p" birikmasi ingliz tilida "much more" (sanalmaydigan otlar uchun) va "many more" (sanaladigan otlar uchun) birikmalari bilan beriladi.

Masalan: *He has much more free time than I. We have many more books than they. It is a very much more expensive car.*

➤ Qoida 5:

Quyidagi ikki sifat faqat qiyosiy darajada ishlatiladigan sifatlardir:

<i>superior</i>	+ to	-sifat jihatdan yaxshiroq
<i>inferior</i>		-sifat jihatdan yomonroq

Masalan: *Your laptop is inferior to Jack's. New mobile phones should be superior to ones produced earlier.*

➤ Qoida 6:

Quyidagi ikki sifat gapda oldin aytib o'tilgan otni qayta takrorlamaslik uchun ishlatiladi:

<i>the former</i>	-oldingi, birinchisi
<i>the latter</i>	-keyingi, ikkinchisi

Masalan: *Tom and Nick are friends. The former (=Tom) knows English well. But I prefer the latter (=Nick).*

➤ Qoida 7:

"But" so'zi bilan bog'langan gaplarda sifat darajalarining ishlatilishi:

1.

<i>Positive degree</i>	, (vergul)	<i>but</i>	+ <i>Comparative degree</i>
------------------------	------------	------------	-----------------------------

Masalan: *Nick is tall, but Bill is taller. Your computer is expensive, but mine is more expensive.*

2.

<i>Positive degree</i>	, (vergul)	<i>but</i>	+ <i>Superlative degree</i>	+ <i>noun</i>
------------------------	------------	------------	-----------------------------	---------------

Masalan: *Nick is tall, but Bob is the tallest student. Tom is clever, but John is the most clever pupil at school.*

➤ Qoida 8:

<i>different</i>	+ <i>from/to</i>	...dan farqli
------------------	------------------	---------------

Masalan: *My book is different from yours. Her idea was different to mine.*

➤ Qoida 9:

1. "Older" -kattaroq, qariroq (yosh jihatdan), eskiroq ("than" bilan ishlatilishi mumkin)

Masalan: *Nick is older than Tom. My car is older than Nick's. Her grandfather is old, but mine is older.*

2. "Elder" -katta (qarindoshchilikda, ushbu holatda "than" ishlatilmaydi)

<i>elder</i>	<i>brother/sister</i>	<i>than</i>
	<i>son/daughter</i>	
	<i>uncle/aunt</i>	

Masalan: *My elder brother studies at university. His elder sister is at school. Her elder uncle works for a big company.*

3. "The oldest" -eng katta, eng qari (yosh jihatdan), eng eski

Masalan: *This is the oldest theatre in London. He is the oldest among his classmates. The oldest people are in Europe.*

4. "The eldest" -to'ng'ich (qarindoshchilikda)

<i>the eldest</i>	<i>brother/sister</i>
	<i>son/daughter</i>
	<i>uncle/aunt</i>

Masalan: *My eldest brother is married. Amir Temur loved his eldest son very much. The eldest aunt of hers was a good teacher. Jack is the eldest uncle of Bob's.*

➤ Qoida 10:

<i>farther/further</i>	+ <i>than</i>	-uzoqroq
------------------------	---------------	----------

Masalan: *Walk farther, please. Nick lives farther/further than us. New York is farther/further than Washington.*

➤ Izoh:

<i>further</i>	+ <i>noun</i>	-qo'shimcha
----------------	---------------	-------------

Masalan: *I need further information about this matter. He gave me further advice. What is the further news today? Are there any further questions? We have decided to take no further action. Cook gently for a further 10 minutes.*

➤ Qoida 11:

<i>the latest</i>	+ <i>noun</i>	-so'nggi
-------------------	---------------	----------

Masalan: *I need the latest information about it. I have read the latest books about technology. What is the latest news today?*

➤ Qoida 12:

“The latest” va “the last” ning farqi:

<i>the latest</i>	+ <i>noun</i>	-so 'nggi (lekin eng oxirgi emas)
<i>the last</i>		-oxirgi (bundan so 'nggisi yo 'q)

Masalan: *What is the latest news today? I didn't read the last chapter of the book.*

➤ Qoida 13:

Qiyosiy darajadagi sifatlar takror holatda quyidagicha ishlatilib, vaziyat o'zgarishlarini ifodalaydi:

<i>more and more</i> (borgan sari ko 'proq)	<i>fewer and fewer</i> (borgan sari kamroq)
<i>less and less</i> (borgan sari kamroq)	<i>better and better</i> (borgan sari yaxshiroq)
<i>worse and worse</i> (borgan sari yomonroq)	<i>more and more ...</i> (difficult, expensive, etc.) (borgan sari ko 'proq/...)
<i>harder and harder</i> (borgan sari qiyinroq)	<i>less and less...</i> (interesting, important, etc.) (borgan sari kamroq...)

Masalan: *The weather is getting colder and colder. My English is becoming better and better. More and more people are looking for jobs. The price of petrol is getting more and more expensive. As we watched the film many times, it was becoming less and less interesting.*

SUPERLATIVE DEGREE (ORTTIRMA DARAJA)

➤ Qoida 1:

Orttirma darajadagi sifatlar belgining eng ko'p ekanligini bildiruvchi sifatlardir. Ular quyidagi holatlarda ishlatiladi:

1. Gapda “of” bilan. Uch va undan ortiq otlar haqida gap ketganda sifatning orttirma darajasi ishlatiladi.

Masalan: *The Nile is the longest river of all the rivers. Of my three brothers, John is the oldest.*

➤ Izoh:

Agar “of” bilan kelgan gaplarda ikki shaxs yoki narsa-predmet haqida gapirilsa, bunda sifatning qiyosiy darajasi aniq artikl “the” bilan ishlatiladi.

Masalan: *Of my two brothers, John is the taller. Of the two students, Tom is the cleverer.*

2. Gapda “in” bilan;

Masalan: *The Baikal is the deepest lake in the world. Exercise ten is the most difficult exercise in the book. Bill Gates is the richest person in the USA. Who is the most famous person in Uzbekistan?*

3. Gapda “one of” bilan;

Masalan: *Tom is one of the cleverest people. One of the deepest lakes is the Baikal.*

4. Gapda “among” yoki “between” bilan;

Masalan: *Tom is the cleverest boy among his friends. This is the most important problem between us.*

5. Present Perfect zamonidagi aniqlovchi ergash gapli qo'shma gaplarda ishlatilib, bunda ko'pincha “it” soxta egasi bilan kelgan gaplar “that” nisbiy olmoshi bilan bog'lanadi. “That” nisbiy olmoshi tushirib qoldirilishi ham mumkin.

Masalan: *It is the most boring film (that) I have ever seen. Pizza is the most delicious meal (that) I have ever tasted. Leonardo is the most famous person (that) we have ever known. Catherine is the most beautiful girl (that) he has ever seen.*

➤ Qoida 2:

“Most” so'zi orttirma darajadagi sifatlarini yasash bilan birga, oddiy darajadagi sifatlar oldidan ham kelib, “g'oyat”, “juda ham”, “nihoyatda” ma'nolarini berishi mumkin (“eng” ma'nosini emas). Bunda uning oldidan aniq artikl ishlatilmaydi.

Masalan: *This is a most interesting book. These are most comfortable houses. He is a most clever boy.*

➤ Qoida 3:

Quyidagi so'zlar orttirma darajadagi sifatlardan oldin qo'yilib, belgini kuchaytirishda ishlatilishi mumkin:

<i>(by) far</i> (ancha)	+ <i>Superlative degree</i>
<i>almost</i> (qariyb)	
<i>practically</i> (amalda)	
<i>nearly</i> (qariyb)	
<i>easily</i> (so 'zsiz)	

Masalan: *She is (by) far the oldest in the firm. This is almost the worst film I've seen in a long time. Samarkand is by far the most historical of all cities in Uzbekistan.*

COMPARISON OF ADJECTIVES
(SIFATLARNI QIYOSLASH)

➤ **Qoida 1:**

Ingliz tilida sifatlarni ikki xil qiyoslash darajasi mavjud:

1. Teng darajali qiyoslash

Ikkita bir xil sifatga ega bo'lgan o'tni o'zaro teng qiyoslash uchun "as ... as" strukturasiidan foydalaniladi. Bunda oddiy darajadagi sifat "as ... as" ning o'rtasiga qo'yiladi:

a)

as	+ Positive degree	+ as	-dek
----	-------------------	------	------

Masalan: *This room is as comfortable as that one. Catherine is as beautiful as Caroline.*

b)

as	+ Positive degree	a/an	+ singular noun	+ as	-dek
		-	+ uncountable/plural noun		

Masalan: *I saw as beautiful a house as this one. He bought as fast a car as mine. We have as wide roads as theirs. They had as short information as ours.*

c)

such	a/an	+ Positive degree	+ singular noun	+ as	-dek
	-		+ uncountable/plural noun		

Masalan: *I saw such a beautiful house as this one. He bought such a fast car as mine. We have such wide roads as theirs. They had such short information as ours. English is not such a difficult language as you think.*

2. Noteng darajali qiyoslash

not	as	+ Positive degree	+ as	-dek emas
	so			

Masalan: *This room is not as comfortable as that one. Caroline is not so beautiful as Catherine.*

➤ **Qoida 2:**

Ingliz tilida "...ikki marta...", "...uch marta..." kabi qiyoslashlarni ifodalashda quyidagi strukturadan foydalaniladi:

S ₁	+ V	twice	+ as	+ Positive degree	+ as	+ S ₂
		three times				
		four times				
		many times				
		several times				
		a few times				
		half				

Masalan: *My book is twice as interesting as that one. My house is many times as comfortable as my friend's. English classes are several times as difficult as biology classes. Tom is three times as tall as Nick.*

➤ **Izoh:**

1. Agar qiyoslanayotgan ikkinchi ot bo'lmasa, ikkinchi "as" ham bo'lmaydi.

Masalan: *Nick is tall. Tom is twice as tall. The first room is comfortable. The second one is many times as comfortable. Biology classes are interesting. English classes are several times as interesting.*

2. Yuqorida (2-qoidada) keltirilgan strukturaning "half" so'zi bilan ishlatilish holatlari:

Masalan: *I paid for the book half as much as for the dictionary (Men bu kitob uchun lug'atga qaraganda ikki marta kam pul to'ladim). I have half as many English books as French (Menda inglizcha kitoblar fransuzcha kitoblarimga qaraganda ikki marta kam). He is half my age (Uning yoshi mening yoshimning yarmiga teng). My trunk is half the weight of yours (Mening jomadonimning og'irligi siznikining yarmiga teng).*

➤ **Qoida 3:**

Ingliz tilida "qanchalik..., shunchalik..." tarzidagi qiyoslashlar quyidagi struktura asosida ifodalanadi:

The	+ Comparative degree	+ S ₁ + V,	+ the	+ Comparative degree	+ S ₂ + V.
qanchalik...,			shunchalik...		

Masalan: *The hotter the weather is, the happier I feel (Havo qanchalik issiq bo'lsa, shunchalik o'zinni baxtiyor his qilaman). The more modern the car is, the more expensive it is (Mashina qanchalik zamonaviy bo'lsa, u shunchalik qimmat bo'ladi). The more the fire is, the better the water boils (Olov qanchalik kuchli bo'lsa, suv shunchalik yaxshi qaynaydi). The earlier you get up, the better you feel (Qanchalik barvaqt tursangiz, shunchalik o'zingizni yaxshiroq his qilasiz).*

Hotel manager: Do you want a big room?

Ann: Yes, the bigger, the better.

Nick: But the smaller, the cheaper.

➤ Qoida 4:

Ikkita predmet yoki shaxsning bir xil sifatga ega ekanligini ifodalash uchun quyidagi o'tli strukturadan foydalanamiz:

+ the same	+ noun	+ as	...-dek bir xil
------------	--------	------	-----------------

Masalan: *This room has the same comfort as that one. Caroline has the same beauty as Catherine. My hair is the same colour as yours. I had the same difficulty as you had.*

➤ Izoh:

Yuqoridagi strukturada sifatlar o'rnida asosan ular o'rnini bosuvchi o'tlar ishlatiladi. Quyida sifatlar o'rnini bosuvchi o'tlar jadvali keltirilgan:

SIFATLAR	SIFAT O'RNINI BOSUVCHI OTLAR
<i>early, late</i>	<i>time (vaqt)</i>
<i>big, small, large, huge</i>	<i>size (o'lcham)</i>
<i>round, oval, square</i>	<i>shape (shakl)</i>
<i>red, black, white</i>	<i>colour (rang)</i>
<i>strong, weak</i>	<i>strength (kuch)</i>
<i>high, tall, short, low</i>	<i>height (balandlik)</i>
<i>long, short</i>	<i>length (uzunlik)</i>
<i>wide, narrow</i>	<i>width (kenglik)</i>
<i>deep, shallow</i>	<i>depth (chuqurlik)</i>
<i>heavy, light</i>	<i>weight (og'irlik)</i>
<i>young, new, old</i>	<i>age (yosh)</i>

Masalan: *This room is as big as that one (Bu xona narigi xonadek katta). This room has the same size as that one (Bu xona narigi xona bilan bir xil o'lchamga ega). This box is as heavy as that one (Bu quti narigisidek og'ir). This box has the same weight as that one (Bu quti narigi quti bilan bir xil og'irlikka ega). My car is as black as my friend's (Mening mashinam do'stimnikidek qora). My car has the same colour as my friend's (Mening mashinam do'stimniki bilan bir xil rangga ega).*

ADVERBIAL INTENSIFIERS OF THE ADJECTIVE
(SIFATLAR BELGISINI KUCHAYTIRUVCHI RAVISHLAR)

➤ Qoida 1:

Belgini kuchaytirib ko'rsatish uchun sifatlar oldidan "so" ravishi qo'llaniladi.

1.

so +	Positive degree	- juda
------	-----------------	--------

Masalan: *She is so beautiful. They are so clever. It is so cold outdoors. I haven't seen my friend for so long (=such a long time). The distance from my home to the station isn't so far (=such a long way).*

2.

so +	Positive degree	+ that	S + V	- shunday ... ki
------	-----------------	--------	-------	------------------

Masalan: *She is so beautiful that I fell in love with her at first sight. They are so clever that they understand everything in a moment. It is so cold that I don't want to go out. I was so tired that I went straight to bed after work.*

➤ Izoh:

a)

so +	many much	+ noun	- juda	ko'p
	few little			kam

Masalan: *I have so many friends. There is so much furniture in the room. Bob had so few friends. There was so little sugar in my coffee. Why have you bought so much food (=such a lot of food)?*

b)

so +	many much	+ noun	+ that	-shunchalik	ko'p...ki	S + V
	few little				kam...ki	

Masalan: *I have so many friends that I enjoy my life. There is so much furniture that it looks nice.*

➤ Izoh:

so	+ Positive degree	+ a/an	+ noun	- juda, -nihoyatda
too				

Masalan: *She is so beautiful a girl. It is so nice a table. It is too urgent a matter to postpone.*

➤ Qoida 2:

Baʼzida otning belgisini kuchaytirib koʻrsatish uchun “such”, “quite”, “rather” ravishlaridan foydalaniladi.

1.

such	+ a/an	+ Positive degree	+ singular noun	- juda, -ancha
quite				
rather				

Masalan: *She is such a beautiful girl. He is quite a young boy. It is rather a long story.*

2.

such	+ Positive degree	+ plural/uncountable noun	- juda, -ancha
quite			
rather			

Masalan: *They are such clever people. It is quite beneficial news. They are rather lazy boys.*

➤ Izoh:

a)

such	+ a/an	+ Positive degree	+ singular noun	+ that	S + V	-shunchalik ... ki
------	--------	-------------------	-----------------	--------	-------	--------------------

Masalan: *She is such a beautiful girl that I fell in love with her at first sight. It is such an interesting book that you never leave it without reading.*

b)

such	+ Positive degree	+ plural/uncountable noun	+ that	S + V	-shunchalik ... ki
------	-------------------	---------------------------	--------	-------	--------------------

Masalan: *They are such clever people that they understand everything in a moment. It is such cold weather outdoors that I do not want to go out.*

➤ Izoh:

Hayratni ifodalash

such	+ a/an	+ singular noun	-shunday...!, -shunaqangi...!
	-	+ plural/uncountable noun	

Masalan: *She is such a girl. They are such people. It is such weather.*

“-ING” AND “-ED” ADJECTIVES
 (“-ING” VA “-ED” SIFATLAR)

➤ Qoida 1:

Bu turdagi sifatlar juft sifatlar boʻlib, ular koʻp boʻgʻinli sifatlar sirasiga kiradi. Ularning ikki xil koʻrinishi mavjud:

-ing	-ed
“-li”, “-(u)vchi”, “-ayotgan” maʼnosini berib, asosan predmetning qandayligini ifodalash uchun ishlatiladi	“-gan”, “-kan”, “-qan” maʼnosini berib, asosan kishining qandayligini ifodalash uchun ishlatiladi
interesting (qiziqarli)	interested (qiziqqan)
boring (zerikarli)	bored (zerikkan)
tiring (charchatuvchi)	tired (charchagan)
satisfying (qoniqtiruvchi)	satisfied (qoniqqan)
disgusting (nafrat uygʻotuvchi)	disgusted (nafratlangan)
amazing (ajablantiruvchi)	amazed (ajablangan)
surprising (hayratlanarli)	surprised (hayratlangan)
disappointing (koʻngilni qoldiradigan)	disappointed (koʻngli qolgan)
fascinating (maftun qiladigan)	fascinated (maftun boʻlgan)
exciting (hayajonlantiradigan)	excited (hayajonlangan)
shocking (lol qoldiradigan)	shocked (lol qolgan)
embarrassing (uyaltiradigan)	embarrassed (uyalgan)
confusing (chalgʻituvchi)	confused (chalgʻigan)
frightening (qoʻrqinchli)	frightened (qoʻrqqan)
depressing (tushkunlikka tushiradigan)	depressed (tushkunlikka tushgan)
worrying (xavotirli)	worried (xavotirlangan)
annoying (asabga tegadigan)	annoyed (asabiylashgan)
...	...

Masalan: *Jane’s job is boring. Jane is bored with her job. Politics is interesting. He is interested in politics. The exercise is confusing. I am confused by the exercise. The work was tiring. I was tired of the work.*

➤ Qoida 2:

1. Predmetlardan tashqari kishilar ham “-ing” sifatdoshlari bilan ishlatilishi mumkin.

sb	+ to be	+ ... -ing
----	---------	------------

Masalan: *He is an interesting person. She is a boring woman. They are annoying people. She is a fascinating girl.*

2. Shuningdek, kishilardan tashqari narsa-predmetlar ham “ed” sifatdoshlari bilan ishlatilishi mumkin.

Masalan: *a boiled egg, a cleaned room, chopped meat, etc.*

ORDER OF ADJECTIVES
(SIFATLARNING GAPDAGI TARTIBI)

➤ Qoida 1:

Sifatlar aniqlovchi vazifasida doim otdan oldin, kesim vazifasida esa bog‘lovchi-fe‘ldan keyin ishlatiladi.

Masalan: *a nice day, a beautiful girl, cold weather, clever people, etc. That girl is beautiful. They are clever. My uncle is kind.*

➤ Qoida 2:

Agar otdan oldin bir necha sifatlar qo‘yilishi kerak bo‘lsa, ularni xohlagan tartibda joylashtira olmaymiz. Ular uchun quyidagicha alohida qat‘iy tartib mavjud:

Fikr	Hajm	Harorat	Yosh	Shakl	Rang	Millat	Din	Material	Tur	Maqsad (-ing)	Ot
nice	wide	warm	old		red	French	Christian	cotton	two-sided	evening	dress
beautiful	large		new	round	brown	Italian	Catholic	wooden	heavy	writing	table
...

Masalan: *A charming big hot old square white Chinese plastic measuring spoon, etc.*

➤ Izoh:

1. Quyidagi sifatlar hech qachon bevosita otlar oldidan ishlatilmaydi:

<i>afraid</i> (qo‘rqqan)	<i>alike</i> (o‘xshash)	<i>alive</i> (tirik)	<i>alone</i> (yolg‘iz)	<i>ashamed</i> (uyalgan)
<i>content</i> (mamnun)	<i>glad</i> (xursand)	<i>ill</i> (kasal)	<i>asleep</i> (uyquda)	...

Masalan: *The girl was left alone. (The alone girl...)*

2. Quyidagi sifatlar faqatgina otlar oldidan ishlatiladi:

<i>chief</i> (asosiy)	<i>elder</i> (katta)	<i>eldest</i> (eng katta)	<i>indoor</i> (ichkaridagi)	<i>outer</i> (tashqi)	<i>principal</i> (asosiy)
<i>inner</i> (ichki)	<i>main</i> (asosiy)	<i>only</i> (yagona)	<i>outdoor</i> (tashqaridagi)	<i>former</i> (oldingi)	<i>upper</i> (yuqori)

Masalan: *This is the main entrance. (This entrance is main.)*

➤ Qoida 3:

Ba‘zi “-able”, “-ible” qo‘shimchalari bilan tugagan sifatlar otdan oldin ham, otdan keyin ham qo‘yilishi mumkin.

Masalan: *The goods were shipped by the first available steamer. The goods were shipped by the first steamer available.*

➤ Qoida 4:

Ot oldidan bir necha turdagi sifatlar ketma-ket kelsa, ular o‘rasida hech qanday bog‘lovchi yoki vergul qo‘yilmaydi.

Masalan: *She is wearing a long black dress. I bought a small black leather bag.*

➤ Izoh:

Agar bir turdagi bir necha sifatlar aniqlovchi vazifasida yoki ot-kesim tarkibida kelsa, bog‘lovchi yoki vergul qo‘yiladi.

Masalan: *I bought a black and white carpet. The colour of our flag is blue, white and green.*

➤ Qoida 5:

Quyidagi 16 ta fe‘ldan keyin har doim sifat ishlatiladi:

<i>be</i> (bo‘lmoq)	<i>get</i> (bo‘lmoq)	<i>keep</i> (saqlamoq)	<i>taste</i> (ta‘m bermoq)	<i>feel</i> (his qilmoq)	<i>stay</i> (qolmoq)
<i>become</i> (bo‘lmoq)	<i>grow</i> (bo‘lmoq)	<i>make</i> (qilmoq)	<i>turn</i> (bo‘lmoq)	<i>appear</i> (ko‘rinmoq)	
<i>seem</i> (tuyulmoq)	<i>look</i> (ko‘rinmoq)	<i>smell</i> (hid taratmoq)	<i>remain</i> (qolmoq)	<i>sound</i> (eshitilmoq)	

Masalan: *Tom felt cold. I made her happy. Ann seemed calm. He is brave. They become serious. He stayed alert.*

➤ Izoh:

Yuqoridagi 16 ta fe‘lning ba‘zilari bilan ma‘nosiga ko‘ra goh sifat, goh ravish ishlatilishi mumkin.

1. Appear

a)

<i>appear</i>	+ adjective	-ko‘rinmoq, tuyulmoq
---------------	-------------	----------------------

Masalan: *She appeared calm.*

b)

<i>appear</i>	+ adverb	-paydo bo‘lmoq
---------------	----------	----------------

Masalan: *He appeared suddenly. The children appeared unexpectedly.*

2. Grow

a)

grow	+ adjective	-bo'lmoq, boshqa holatga o'tmoq
------	-------------	---------------------------------

Masalan: *It grew dark. The sound was growing louder.*

b)

grow	+ adverb	-o'smoq
------	----------	---------

Masalan: *The tree is growing quickly. The economy has grown steadily.*

3. Look

a)

look	+ adjective	-ko'rinmoq, tuyulmoq
------	-------------	----------------------

Masalan: *They look serious. The girl looks beautiful.*

b)

look	at	+ adverb	-qaramoq
	for		-qidirmoq

Masalan: *She looked at me seriously. She looked round helplessly.*

4. Smell, taste, sound

a)

sb +	smell	+ adverb	-hidlamoq
	taste		-tatib ko'rmoq
	sound		-ovoz chiqarmoq

Masalan: *He smelt the flower carefully. Nick tasted the soup accurately. He sounded angrily. She smells the meal hungrily.*

b)

sth +	smell	+ adjective	-hid taratmoq
	taste		-ta'm bermoq
	sound		-ovoz bermoq

Masalan: *The flower smells nice. The soup tastes delicious. The music sounds beautiful.*

➤ Izoh:

Yuqoridagi 16 ta fe'ldan tashqari barcha fe'llar bilan ravish ishlatiladi.

Masalan: *He danced beautifully. He did the work accurately. She speaks English fluently. He talked with us lovely.*

5. Turn

a)

turn	+ adjective	-bo'lmoq, boshqa holatga o'tmoq
------	-------------	---------------------------------

Masalan: *She turned pale. It turned cold and started to rain. Rose's hair was already turning grey.*

b)

turn	+ adverb	-qayrilmoq
------	----------	------------

Masalan: *He turned angrily to me. Tom's dog turned his head slowly.*

➤ Qoida 6:

"Be born" (tug'ilmoq) birikmasidan keyin ravish ishlatilmaydi. Aksariyat holatlarda sifat ishlatiladi.

Masalan: *He was born deaf. People are born Muslim. The twins were born talented.*

➤ Qoida 7:

"Go" fe'li bilan ham ba'zida sifat ishlatilishi mumkin. Bunda "go" fe'li "bo'lmoq" ma'nosini anglatib keladi.

Masalan: *After the accident he had last year, he went blind. Her hair is starting to go grey. He went crazy and tried to kill her.*

➤ Qoida 8:

"Lonely" va "alone" so'zlarining ishlatilishdagi farqi:

1. "Lonely" (yolg'iz) sifat bo'lib, ot oldidan aniqlovchi vazifasida keladi.

lonely	+ noun
--------	--------

Masalan: *Without her friends, it was a long and lonely journey.*

2. Yuqoridagi 16 ta fe'ldan keyin "lonely" ishlatiladi. Boshqa fe'llar bilan "lonely" ishlatilmaydi.

16 ta fe'l	+ lonely
------------	----------

Masalan: *She says she feels very lonely and depressed living in that big house.*

3. "Alone" (yolg'iz) so'zi "to be" fe'li bilan sifat, boshqa fe'llar bilan ravish bo'lib keladi. "Alone" hech qachon ot oldidan kelmaydi.

Masalan: *She was alone when she heard the sad news. (sifat)*

Did they travel alone or did they take the children with them? (ravish)

➤ Qoida 9:

"Imkon qadar...roq" ko'rinishidagi struktura ingliz tilida "as...as possible" ko'rinishida beriladi. Bu holatda sifatning oddiy darajasi "as ... as possible" ning o'rtasiga qo'yiladi.

Masalan: *The letter must be as short as possible.*

➤ Qoida 10:

1. Ingliz tilida ko'pgina otlar sifat vazifasida ishlatilib, boshqa otlarning oldidan kelishi mumkin.

Masalan: *a wool coat, a gold watch, a history teacher, etc.*

Ushbu misollarda birinchi ot sifatarga o'xshab orqasidan kelayotgan otni tasvirlab kelyapti.

2. Sifat vazifasida kelgan otlar har doim birlikda ishlatiladi va uning oldidan kelgan son orasida chiziqcha qo'yiladi.

Masalan: *We took a five-week tour. He has a two-year subscription to that magazine. That student wrote a ten-page report.*

➤ Qoida 11:

Ba'zi sifatlar o'zining oldidan "the" aniq artiklini olib otlashib keladi va kishilar guruhini ifodalaydi. Ular har doim ko'plik sonda ishlatiladi, lekin ko'plik qo'shimchasi "-s" qo'shilmaydi.

Masalan: *There are special schools for the blind in our country. Immediate help was rendered to the sick.*

➤ Izoh:

"Man", "men", "woman", "women", "person", "persons" kabi otlar sifatlar bilan ishlatilib, bir yoki bir nechta alohida shaxslarni ifodalaydi.

Masalan: *a blind man, two blind women, three blind persons, etc.*

➤ Qoida 12:

Millatni ifodalovchi so'zlar shu millatga mansub kishilarni bildirganda otga aylanadi.

a) "-an", "-ian" qo'shimchasi bilan tugagan millatni bildiruvchi so'zlar otlashib birlik va ko'plikda ishlatiladi. Ko'plikda "-s" qo'shimchasini oladi. Agar ko'plik holatida oldidan "the" aniq artikli bilan ishlatilsa butun millatni ifodalaydi.

Masalan: *an American-two Americans-the Americans; a Russian-two Russians-the Russians, etc.*

b) "ese", "ss" harf birikmalari bilan tugagan millatni bildiruvchi so'zlar otlashganda birlik va ko'plikda ishlatiladi, lekin ko'plikda "-s" qo'shimchasini olmaydi.

Masalan: *a Chinese-two Chinese-the Chinese; a Japanese-two Japanese-the Japanese; a Swiss-two Swiss-the Swiss, etc.*

c) "sh", "ch" harflari bilan tugagan millatni bildiruvchi so'zlar otlashganda aniq artikl bilan ishlatiladi va butun millatni ifodalab keladi.

Masalan: *the French, the English, the Scotch, the Dutch, the Spanish, etc.*

➤ Izoh:

Gap millat haqida ketmasdan, alohida shaxs yoki shaxslar haqida ketganda yuqoridagi sifatlariga "man", "woman", "men", "women" so'zlari qo'shiladi.

Masalan: *a Frenchwoman-two Frenchwomen, an Englishman-two Englishmen, a Scotchman-two Scotchmen, etc.*

➤ Istisno:

a Spaniard-two Spaniards-the Spanish

ADJECTIVE SUFFIXES (SIFAT YASOVCHI SUFFIKSLAR)

SUFFIKS	MISOL	SUFFIKS	MISOL
-able	<i>drinkable, portable, etc.</i>	-ian	<i>Canadian, Malaysian, Peruvian, etc.</i>
-al	<i>brutal, formal, postal, etc.</i>	-ible	<i>eligible, visible, etc.</i>
-ant	<i>constant, reliant, significant, etc.</i>	-ic	<i>basic, sympathetic, etc.</i>
-ary	<i>primary, secondary, etc.</i>	-ing	<i>boring, frightening, etc.</i>
-ed	<i>bored, coordinated, tired, etc.</i>	-ish	<i>British, childish, Spanish, etc.</i>
-ese	<i>Chinese, Japanese, Vietnamese, etc.</i>	-ive	<i>active, passive, productive, etc.</i>
-ent	<i>efficient, persistent, etc.</i>	-less	<i>homeless, hopeless, useless, etc.</i>
-ful	<i>forgetful, careful, useful, etc.</i>	-ly	<i>daily, monthly, yearly, etc.</i>
-i	<i>Iraqi, Pakistani, Yemeni, etc.</i>	-ous	<i>cautious, famous, nervous, etc.</i>
-like	<i>childlike, lifelike, ladylike, birdlike, etc.</i>	-y	<i>cloudy, rainy, windy, etc.</i>

ADVERB (RAVISH)

➤ Qoida 1:

Qachon?, qayerda?, qay holda?, qay tarzda?, qancha miqdorda? kabi soʻroqlariga javob boʻlib, ish-harakat va holatning payti, holati, tarzi, oʻrni hamda miqdorini bildiruvchi soʻzlarga *ravish* deyiladi. Ravishlar gapda hol vazifasida keladi. Masalan: *I often go to the cinema. He is working outside. She writes beautifully. He learns a lot.*

➤ Qoida 2:

Ingliz tilida ravishlar asosan quyidagi turlarga boʻlinadi:

1. Adverbs of place (Oʻrin-joy ravishlari)	3. Adverbs of quantity (Daraja-miqdor ravishlari)
2. Adverbs of frequency (Payt ravishlari)	4. Adverbs of manner (Harakat tarzi ravishlari)

➤ Qoida 3:

Ravishlar sifat yoki boshqa ravishlarning belgi va xossalarini ham ifodalashi mumkin.

Masalan: *She is a very good student. You speak English quite well.*

ADVERBS OF PLACE (OʻRIN-JOY RAVISHLARI)

➤ Qoida 1:

Harakat va holatning bajarilish yoki sodir boʻlish oʻrmini ifodalovchi *“here”* (bu yerda), *“there”* (u yerda), *“inside”* (ichkarida), *“outside”* (tashqarida), *“indoors”* (ichkarida), *“outdoors”* (tasharida), *“nearby”* (yaqinida), *“above”* (tepasida), *“below”* (pastida), *“somewhere”* (qayergadir, qayerdadir, bir yerga), *“anywhere”* (istalgan yerga, hech qayerga), *“nowhere”* (hech qayerga), *“elsewhere”* (boshqa bir joyga) kabi ravishlarga oʻrin-joy ravishlari deyiladi.

Masalan: *Is there a phone box nearby? You can wait for me outside.*

ADVERBS OF FREQUENCY (PAYT RAVISHLARI)

➤ Qoida 1:

Harakatning bajarilish paytini ifodalovchi *“always”* (har doim), *“usually”* (odatda), *“seldom”* (kamdan-kam), *“often”* (tez-tez), *“today”* (bugun), *“already”* (allaqachon), *“now”* (hozir), *“when”* (qachon), *“then”* (keyin, oʻshanda), *“yesterday”* (kecha), *“tomorrow”* (ertaga), *“before”* (oldin), *“lately”* (soʻnggi paytlarda), *“recently”* (yainda), *“once”* (bir paytlar), *“ever”* (qachonlardir, biror marta), *“never”* (hech qachon), *“yet”* (hali ham), *“sometimes”* (baʼzan), *“still”* (hanuz), *“since”* (-dan beri), *“rarely”* (kamdan-kam) va shu kabi boshqa ravishlarga *payt ravishlari* deyiladi.

Masalan: *I saw a friend of mine yesterday. He often eats out with his friends. They have recently started the game.*

➤ Qoida 2:

“Never” ravishi oʻzi inkor maʼnosiga ega boʻlib, oʻzi qatnashgan gaplarni inkor gapga aylantiradi. Lekin bunday gaplar tarkibida *“not”* inkor yuklamasi boʻlmaydi. Ingliz tilida bitta gap tarkibida faqat bitta inkor ishlatiladi.

Masalan: *She never tidies her own room. He never repairs his car when it breaks down. I have never seen her before.*

➤ Qoida 3:

1. *“Yet”* -haligacha, hali ham (asosan soʻroq va inkor gaplarda ishlatilib, boʻlishsizlik maʼnosini beradi)

Masalan: *Is dinner ready yet? I'm starving. They have not repaired their car yet? We are going to be late.*

2. Shuningdek *“yet”* ravishi *“don't/doesn't”, “haven't/hasn't”, “m not/isn't/aren't”* kabi inkor maʼnoli yordamchi feʼllardan keyin yoki *“whether”, “why”* kabi olmoshlardan oldin kelishi ham mumkin.

Masalan: *We do not yet have the solution to the problem. I haven't decided yet whether to submit the documents.*

3. *“Yet”* inkor gaplarda hozircha qilish kerak emas boʻlgan ish-harakatni ifodalashda ham ishlatiladi.

Masalan: *You can't give up yet! Don't go yet. I like talking to you.*

4. *“Yet”* ravishi qiyosiy sifatlar yoki ravishlar bilan kelganda *“yanada...roq”* maʼnosini bildiradi.

Masalan: *Inflation had risen to a yet higher level. He got a call from the factory, telling of yet more problems.*

5. *“Yet”* ravishi *“again”* soʻzi bilan kelganda *“yana bitta”, “yana bir marta”* maʼnolarida ham ishlatilishi mumkin.

Masalan: *The meeting has been cancelled yet again.*

6. *“Yet”* orttirma daraja sifatleri bilan ham ishlatilib, *“shu vaqtgacha boʻlgan eng...”* maʼnosini ifodalab kelishi mumkin.

Masalan: *This could turn out to be our biggest mistake yet.*

7. *“As (of) yet”* -hanuzgacha

Masalan: *We have had no luck as yet. We'll go camping on an as yet undecided date.*

8. "Months/weeks/ages yet" birikmalari bir ish-harakat sodir bo'lguncha qancha muddat borligini ifodalashda ishlatiladi. Masalan: A: "When is your holiday?" B: "Oh, not for ages yet." It could be months yet before they know their fate.

9. "Could/may/might yet do something" birikmalari hali biror ish-harakatni bajarish imkoniyati mavjudligini ifodalaydi. Masalan: We may yet win. The plan could yet succeed.

10. "Somebody/something have yet to do something" birikmasi haligacha bajarilmagan harakatni ifodalashda ishlatiladi. Masalan: I have yet to hear Ray's version of what happened. The bank has yet to respond to our letter.

11. "Yet" zidlov bog'lovchisi vazifasini ham bajarib kelishi mumkin.

Masalan: John was a convicted criminal, yet many people admired him. She does not speak our language and yet she seems to understand what we say.

➤ Qoida 4:

1. "Still" ravishi hozirgacha o'zgarimasdan yoki to'xtamasdan davom etib kelayotgan ish-harakatlarni ifodalashda ishlatiladi.

Masalan: It is 10 o'clock and Joe is still in bed. Do you still want to go away or have you changed your mind?

2. "Still" ravishi odatda "to be" fe'lidan va yordamchi fe'llardan keyin, boshqa barcha fe'llardan oldin keladi.

Masalan: I can still remember them. It was still dark outside. The system still works. They still work on the same project.

3. "Still" ravishi odatda barcha bo'lishsiz so'zlardan oldin keladi.

Masalan: She still isn't ready. They still can't decide. I'm still not tired. We still do not know what happened.

4. "Still" ravishi "now" so'zi bilan birikib ishlatilmaydi.

Masalan: Inflation is still (still now) a problem.

5. "Still" ravishi hozirgina aytilgan bir gapni ikkinchi bir gap bilan mantiqiy bog'lab, "shunday bo'lsa hamki", "baribir" ma'nolarini ifodalab keladi.

Masalan: Clare didn't do much work, but she still passed the exam. The hotel was terrible. Still, we were lucky with the weather.

6. "Still more", "still further", "still another" "still other" birikmalari biror miqdorning ortayotganligini yanada ta'kidlab ko'rsatish uchun ishlatiladi.

Masalan: Kevin grew still more depressed. We could know about happenings still further.

7. "Still" qiyosiy darajadagi sifatlar oldidan yoki ketidan kelib belgini kuchaytirishda ham ishlatilishi mumkin.

Masalan: Dan found biology difficult, and physics harder still. Working is still harder than thinking.

8. "Still" so'zi gapda sifat bo'lib aniqlovchi vazifasida ham kelishi mumkin. Unda uning tarjimasi "qo'zg'almas", "jimjit", "sokin", "shamolsiz", "gazsiz" (suvga nisbatan) ma'nolarini anglatishi mumkin.

Masalan: Keep still while I tie your shoe. The house was completely still. It was a hot still day. Would you bring me some still mineral water, please?

➤ Qoida 5:

"Any more" va "any longer" ravishlari kesimi bo'lishsiz gaplar bilan ishlatilib gapning oxirida keladi va biror-bir ish-harakatning ortiq davom etmasligini bildiradi.

Masalan: Lucy doesn't work here any more/any longer. We used to be good friends, but we aren't any more/any longer.

➤ Izoh:

1. Xuddi shu ma'noda "no longer" ravishi ham ishlatilishi mumkin. Faqat u kesimi bo'lishli gaplarda ishlatilib gapning o'rtasida asosiy fe'ldan oldin va "to be" fe'ldan keyin keladi.

Masalan: Lucy no longer works here. We used to be good friends, but we are no longer friends.

2. Ba'zi test savollarining javoblarida har ikkala "any more" va "any longer" berilgan holat kuzatilishi mumkin. Bunday vaziyatda ular asl "any more" yoki "any longer" qotib qolgan strukturasi bilan farq qiladi va o'zidan keyin keladigan otga ma'no jihatdan bog'lanib kelib alohida "more" (ko'proq) yoki "longer" (uzoqroq) so'zlari asl ma'nosini saqlab, bo'lishsiz gaplar bo'lganligi sababli "any" bilan birikib keladi.

Masalan: I'll let you go to school on condition that you promise not to cause any more (any longer) problems there. As she was tired, she couldn't walk any longer (any more) distance.

ADVERBS OF QUANTITY (DARAJA-MIQDOR RAVISHLARI)

➤ Qoida 1:

Harakat, holat, belgi va narsa-buyumning darajasini, miqdorini bildirib keluvchi "much", "many", "few" "a few", "a lot of", "plenty of", "little", "a little", "a bit", "a little bit", "far", "so", "too", "very", "quite", "rather", "slightly", "fairly", "pretty", "absolutely", "completely", "extremely", "really", "totally" kabi ravishlarga daraja-miqdor ravishlari deyiladi.

Masalan: Lita looked rather upset. We go on holiday fairly soon. The animals suffer terribly.

➤ Qoida 2:

Daraja-miqdor ravishlari sifat va ravishlardan oldin ishlatilib, belgining darajasini ifodalab keladi. Ular uchga bo'linadi:
 1. Kuchsiz daraja: "a bit", "a little", "a little bit", "slightly" ravishlari sifat va boshqa ravishlar oldidan ishlatilib, "ozroq", "sal" ma'nolarini anglatadi.

Masalan: *Laura is a bit tired. This task seems slightly complicated.*

2. O'rta daraja: "fairly", "pretty", "rather", "quite" ravishlari sifat va boshqa ravishlar oldidan ishlatilib, "anchagina" ma'nosini anglatadi.

Masalan: *It is quite cold. Ann lives quite near me, so we see each other pretty often.*

3. Kuchli daraja: "much", "far", "so", "too", "very", "absolutely", "completely", "extremely", "really", "awfully", "terribly", "totally" ravishlari sifat va boshqa ravishlar oldidan ishlatilib, "juda", "nihoyatda", "o'ta" ma'nolarini beradi.

Masalan: *Engineers worked extremely hard on the project. These goods are too heavy to load.*

➤ Qoida 3:

1.

quite	+ a/an	-	+ singular noun
		+ adjective	

Masalan: *Sarah has quite a good job. I didn't expect to see them. It was quite a surprise.*

2.

quite	-	+ uncountable/plural noun
	+ adjective	

Masalan: *It was quite astonishing information. They made quite ridiculous mistakes. These are quite different matters.*

➤ Izoh:

"Pretty" ham "quite" o'rnida ishlatilishi mumkin. Faqat artikl joylashuvida farq bo'ladi.

a/an	pretty	+ adjective	+ noun
------	--------	-------------	--------

Masalan: *Sarah has a pretty good job. I didn't expect to see them. It was a pretty surprise.*

3.

quite	+ adverb
-------	----------

Masalan: *She answered quite cleverly. I got a letter from Sylvia quite recently. They could understand the topic quite easily.*

4.

quite	+ a lot	-
	+ a lot of	noun

Masalan: *They go out with their friends quite a lot. There were quite a lot of people at the meeting.*

➤ Qoida 4:

1. "Quite" quyidagi fe'llar bilan kelganda "completely" (mutlaq) ma'nosini beradi:

like (yoqtirmoq)	enjoy (rohatlanmoq)	understand (tushunmoq)	agree (fikrga qo'shilmoq)	finish (tugatmoq)
------------------	---------------------	------------------------	---------------------------	-------------------

Masalan: *I quite agree with you. I don't quite understand what you mean.*

2. "Quite" quyidagi sifatlar bilan kelganda ham "completely" (mutlaq) ma'nosini beradi:

sure (ishonchi komil)	horrible (qo'rqinchli)	certain (amin)	right (to'g'ri)
safe (xavfsiz)	perfect (mukammal)	clear (aniq)	obvious (ravshan)
incredible (aqlga sig'mas)	ridiculous (bema'ni, kulgili)	extraordinary (g'ayrioddiy)	amazing (hayratlanarli)
alone (yolg'iz)	hopeless (umidsiz)	awful (juda yomon)	brilliant (a'lo)
useless (befoyda)	absurd (bema'ni)	true (rost)	impossible (ilojsiz)
false (xato)	dreadful (dahshatli)	unnecessary (keraksiz)	dead (o'lik)
wrong (noto'g'ri)	different (farqli)	amazed (hayratngan)	...

Masalan: *She was quite different from what I expected. Everything they said was quite true.*

➤ Qoida 5:

"Rather" ravishi "quite" va "pretty" ravishlari bilan ma'no jihatdan o'xshash. Faqat "quite" va "pretty" ravishlaridan farqli o'laroq, "rather" ravishi salbiy tushunchani ifodalashda ishlatiladi.

Masalan: *She is quite clever but rather lazy. She answered quite cleverly. He answered rather badly.*

➤ Qoida 6:

Ba'zan "rather" ijobiy tushunchalarni ham ifodalab, "g'ayritabiiy ravishda", "hayratlanarli tarzda" ma'nolarini beradi.

Masalan: *We didn't have such nice fruit before. These oranges are rather good. Where did you get them?*

➤ Qoida 7:

“To’g’rirog’i”, “aniqrog’i” ma’nosida oldin aytilgan gapga qo’shimcha qilishda “or rather” yoki “more properly” birikmalari ishlatiladi.

Masalan: *We all went in Bob’s car, or rather/more properly his father’s.*

➤ Qoida 8:

“Much” ravishi “ko’p” ma’nosida asosan so‘roq va inkor gaplarda ishlatiladi. Bo‘lishli gaplarda esa odatda “much” ning o‘rniga “a lot” ishlatiladi.

Masalan: *Has Tom changed much? He hasn’t changed much. But he has spent a lot on travelling.*

➤ Qoida 9:

“Much” ravishi darak gaplarda “very”, “rather”, “too”, “so”, “as”, “how” ravishlari bilan birgalikda kelishi mumkin.

Masalan: *He reads very much. He plays football too much. Thank you so much.*

➤ Qoida 10:

Quyidagi fe’llardan oldin “much” so‘zi daraja-miqdor ravishi sifatida “juda ham”, “g‘oyatda” ma’nolarida keladi:

admire (havas qilmoq)	appreciate (qadrlamoq)	enjoy (rohatlanmoq)	prefer (afzal ko’rmoq)	regret (afsus qilmoq)
-----------------------	------------------------	---------------------	------------------------	-----------------------

Masalan: *I much enjoyed having you stay with us. Their music is much admired by millions of music fans.*

➤ Qoida 11:

“Very much” (“much” emas) ham quyidagi fe’llardan oldin “juda ham”, “g‘oyatda” ma’nolarida keladi:

agree (fikrga qo’shilmoq)	doubt (shubha qilmoq)	fear (qo’rqmoq)
hope (umid qilmoq)	like (yoqtirmoq)	want (xohlamog)

Masalan: *I very much agree with the decision yoki I agree very much... (I much agree...)*

➤ Qoida 12:

Majhul nisbat tarkibidagi o‘tgan zamon sifatdoshi - *Past Participle* dan oldin “much” yoki “very much” ravishlari ishlatilishi mumkin.

Masalan: *A new method to teach English to young learners is (very) much needed.*

➤ Qoida 13:

Sifat vazifasida kelgan o‘tgan zamon sifatdoshi - *Past Participle* oldidan “very”, “very much” ravishlari ishlatilishi mumkin. Lekin “much” yolg‘iz o‘zi ishlatilmaydi.

Masalan: *She was very/very much interested in the news. (She was much interested...)*

➤ Qoida 14:

Sifat vazifasida kelgan hozirgi zamon sifatdoshi - *Present Participle* dan oldin “much” yoki “very much” ravishlari ishlatilmaydi. Lekin “very” ishlatilishi mumkin.

Masalan: *The hotel was (very) welcoming. (The hotel was (very) much welcoming.)*

➤ Qoida 15:

Quyidagi 5 ta ravishdan keyin doim fe’lga qarab sifat yoki ravishning oddiy darajasi ishlatiladi:

so	+ Positive degree of the adjective + Positive degree of the adverb
very	
too	
quite	
rather	

➤ Izoh:

1. “So” -juda (hayrat)

Masalan: *She is so beautiful (sifat). She answered so cleverly (ravish).*

2. “Very” -juda (fakt)

Masalan: *The weather is very cold (sifat). She speaks very quickly (ravish).*

3. “Too” -juda (keragidan ortiq)

Masalan: *The weather is too cold to walk outside (sifat). He speaks too quickly for me to understand (ravish).*

➤ Qoida 16:

“Yetarli” ma’nosini anglatuvchi “enough” ravishining gapda joylashuv o‘rni ikki xil bo‘ladi:

1.

adjective	+ enough	+ (for sb/sth)	+ (to infinitive)
adverb			

Masalan: *She is beautiful enough. She is not old enough to go to school. She speaks slowly enough to understand. I experienced enough to do this work. Bob explained the topic clearly enough for us to comprehend.*

2.

<i>enough</i>	+ uncountable/plural noun	+ (for sb/sth)	+ (to infinitive)
---------------	---------------------------	----------------	-------------------

Masalan: *There are enough chairs in the room. I have enough money. We didn't have enough time to visit the museum. There is enough money for both of us to go on holiday. She is clever enough for the test.*

A: *John, why are you sleeping? Get up, it's time to go to English class.*

J: *I have a lot of time.*

A: *But I haven't got enough.*

3.

<i>a/an</i>	+ adjective	+ enough	+ singular noun
-------------	-------------	----------	-----------------

Masalan: *They bought a big enough bucket. She is an intelligent enough teacher. It is a comfortable enough room.*

➤ Qoida 17:

“*Hardly*”, “*scarcely*”, “*barely*” ravishlari “*arang*”, “*zo'rg'a*” ma'nosida ishlatiladi.

Masalan: *I could hardly/scarcely/barely understand him.*

➤ Qoida 18:

“*Hardly*”, “*scarcely*” va “*barely*” ravishlari ko'pincha “*any*”, “*anybody*”, “*anything*”, “*anywhere*”, “*ever*” so'zlari bilan birga keladi. Bunda ular o'zbek tiliga bo'lishsiz shaklda “...yo'q desa ham bo'ladi”, “*deyarli...emas*” deb tarjima qilinadi.

Masalan: *There were hardly/scarcely any people in the street. There was hardly/scarcely any water in the well.*

➤ Qoida 19:

“*Hardly*”, “*scarcely*” va “*barely*” ravishlari “*can*”, “*could*” modal fe'llari bilan kelganda ish-harakat bajarilishining deyarli iloji yo'qligini bildiradi.

Masalan: *Your writing is terrible. I can hardly read it. My leg was hurting. I could hardly walk.*

➤ Qoida 20:

“*Hardly ever*” birikmasi “*deyarli hech qachon*” ma'nosini beradi.

Masalan: *I am nearly always at home in the evenings. I hardly ever go out.*

➤ Qoida 21:

“*Hardly*” ravishi “*mutlaqo...emas*” ma'nosini ham beradi.

Masalan: *It's hardly surprising that you are tired as you haven't slept for three days. The case is serious, but it's hardly a crisis.*

➤ Qoida 22:

“*Nearly*” va “*almost*” ravishlari darak gaplarda ishlatilib, fe'lga aloqador bo'lib kelganda o'zbek tiliga “*qariyb*”, “*deyarli*” yoki “*sal qoldi*” deb ham tarjima qilinadi. “*Nearly*” va “*almost*” ravishlari inkor gaplarda ishlatilmaydi.

Masalan: *I have nearly/almost finished my work. I nearly/almost made a mistake. I nearly/almost fell.*

ADVERBS OF MANNER (HARAKAT TARZI RAVISHLARI)

➤ Qoida 1:

Harakat tarzi ravishlari harakatning qay tarzda bajarilganligini ko'rsatib, ular asosan quyidagi shaklda yasaladi:

<i>adjective</i>	+ <i>ly</i>
------------------	-------------

Masalan: *beautiful-beautifully, serious-seriously, wide-widely, angry-angrily, lucky-luckily, etc.*

➤ Qoida 2:

Barcha fe'llardan keyin asosan harakat tarzi ravishlari ishlatiladi.

Masalan: *Time goes slowly. Flowers grew quickly. The man picked the child carefully. He spoke fluently.*

➤ Qoida 3:

“*Too*”, “*also*”, “*either*”, “*else*”, “*only*”, “*even*” so'zlari ham ravishlar hisoblanadi. “*Ham*” ma'nosida “*too*” va “*also*” bo'lishli va so'roq gaplarda ishlatiladi, ammo “*also*” ga qaraganda “*too*” og'zaki nutqda ko'proq qo'llanadi. “*Either*” xuddi shu ma'noda faqat inkor gaplarda ishlatiladi.

Masalan: *I shall be there too. Have you been there too? They also agreed with me. I have not seen him either.*

➤ Qoida 4:

“*Yana*”, “*boshqa*” ma'nosida “*else*” so'roq olmoshlari va ravishlari bilan hamda “*some*”, “*any*”, “*no*” ishtirokida yasalgan gumon olmoshlari va ravishlari bilan keladi.

Masalan: *What else must I do? Where else did you go? Ask somebody else about it. Are you going anywhere else after that?*

➤ Qoida 5:

Qaratqich kelishigi qo'shimchasi [’s] “*someone else*”, “*anyone else*”, “*no one else*” birikmalarida “*else*” dan keyin keladi.

Masalan: *Don't use someone else's ideas. They are going to accept no one else's work on the project.*