

## IELTS listening | IELTS tinglash bo'limi

### Lesson 3 | 3-dars

<https://t.me/cambridgeIELTSbooks> kanali uchun mahsus

#### Raqamlarni tinglash.

Tinglash testining 1-qismida sizga kerak bo'lgan asosiy mahorat raqamlarni tinglash va tushunib olishdir. Sinovning ushbu qismida sizdan ko'pincha anketani to'ldirishingiz talab qilinadi va siz quyidagi shakllardagi raqamlarni tinglashingiz kerak bo'lishi mumkin:

- vaqt
- sana
- telefon raqami
- kredit karta
- narx
- kasr

#### O'xshash aytiluvchi raqamlar

Ingliz tilida juda o'xshash raqamlar juftligi bor, ayniqsa tinglaganingizda yoki telefonda kimdir bilan gaplashingiz bu sizni biroz qiynab qo'yishi hech gap emas. Hatto inglizlar ham bu raqamlarni farqlashda qiyinchiliklarga duch kelishi mumkin.

13 thirteen	30 thirty
14 fourteen	40 forty
15 fifteen	50 fifty
16 sixteen	60 sixty
17 seventeen	70 seventy
18 eighteen	80 eighty
19 nineteen	90 ninety

Bu raqamlar to'plamining farqi shundaki, "-teen" tovushi "-ty" tovushidan uzunroqdir. Yana bir farqi shundaki, "-teen" bo'g'ini talaffuzda urg'ulanadi, "-ty" esa talaffuz qilinmaydi.

#### Exercise 1

Fill the gaps in the questions below. Numbers and Letters

1. Surname: \_\_\_\_\_
2. Flight number: \_\_\_\_\_
3. Credit card number: \_\_\_\_\_
4. Surname: \_\_\_\_\_
5. Room number: \_\_\_\_\_
6. Passport number: \_\_\_\_\_

IELTS listening | IELTS tinglash bo'limi  
Lesson 3 | 3-dars

Yuz va ming

Ingliz tilida bir xil raqamni aytishning turli usullari mavjud va siz ularni bilib olishingiz muhim. Bu ikki raqamni qanday aytasiz? 1,250 / 5,500

Javobi quyidagicha;

**1,250**

one thousand two hundred and fifty  
twelve hundred and fifty

**5,500**

five thousand five hundred  
fifty-five hundred  
five and a half thousand

*Eslatma: Bu raqamlarni vergul yoki vergulsiz yozish mumkin. Masalan, 5,500 yoki 5500. Ikkala javob ham to'g'ri deb hisoblanadi.*


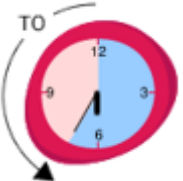
Exercise 2

1. Flight number: \_\_\_\_\_
2. Flight number: \_\_\_\_\_
3. Reference number: \_\_\_\_\_
4. Reference number: \_\_\_\_\_
5. Surname: \_\_\_\_\_
6. Surname: \_\_\_\_\_
7. Address: \_\_\_\_\_
8. Address: \_\_\_\_\_
9. Telephone number: \_\_\_\_\_
10. Telephone number: \_\_\_\_\_




IELTS listening | IELTS tinglash bo'limi  
Lesson 3 | 3-dars

Vaqtlar

Vaqtlar IELTS tinglash testidagi ko'p uchraydi. Ingliz tilida vaqtni aniqlashning ikkita usuli bor va testda ikkala usul ham ishlatilishi mumkin:

Vaqt	soat + daqiqa	daqiqa + soat
 6:25	six twenty-five	twenty-five <b>past</b> six
 6:35	six thirty-five	twenty-five <b>to</b> seven

15 va 45 daqiqani o'z ichiga olgan vaqtlar uchun biz "a quarter (chorak)" va 30 daqiqa "half (yarim)" dan foydalanishimiz mumkin. Misol uchun:

Vaqt	soat + daqiqa	daqiqa + soat
 7:15	seven fifteen	a quarter <b>past</b> seven
 10:45	ten forty-five	a quarter <b>to</b> eleven
 2:30	two thirty	half <b>past</b> two

IELTS listening | IELTS tinglash bo'limi  
Lesson 3 | 3-dars

**Sanalar**

Ingliz tilida sanalarni aytishning uch xil usuli mavjud. Masalan, **17 August** quyidagicha kela oladi:

1. August seventeenth
2. August the seventeenth
3. The seventeenth of August

Sana ko'pincha tartib raqamlari yordamida aytiladi. Quyida IELTS imtihonida eshitishingiz mumkin bo'lgan tartib raqamlari ko'rinishidagi mumkin bo'lgan sanalar ro'yxati keltirilgan.

<b>1st</b> first	<b>11th</b> eleventh	<b>21st</b> twenty-first
<b>2nd</b> second	<b>12th</b> twelfth	<b>22nd</b> twenty-second
<b>3rd</b> third	<b>13th</b> thirteenth	<b>23rd</b> twenty-third
<b>4th</b> fourth	<b>14th</b> fourteenth	<b>24th</b> twenty-fourth
<b>5th</b> fifth	<b>15th</b> fifteenth	<b>25th</b> twenty-fifth
<b>6th</b> sixth	<b>16th</b> sixteenth	<b>26th</b> twenty-sixth
<b>7th</b> seventh	<b>17th</b> seventeenth	<b>27th</b> twenty-seventh
<b>8th</b> eighth	<b>18th</b> eighteenth	<b>28th</b> twenty-eighth
<b>9th</b> ninth	<b>19th</b> nineteenth	<b>29th</b> twenty-ninth
<b>10th</b> tenth	<b>20th</b> twentieth	<b>30th</b> thirtieth
		<b>31st</b> thirty-first

Agar javobingiz sanani o'z ichiga olgan bo'lsa va u tartib shaklida aytilgan bo'lsa, uni "th" siz yozishingiz mumkin. Ya'ni 17 August yoki 17th August ikkalasi ham to'g'ri hisoblanadi.

**Oylar**

Biror oyni o'z ichiga olgan javoblar uchun siz uni to'liq, uning qisqartmasi yoki tegishli raqamini yozishingiz mumkin.

To'liq	Qisqartma	Raqamda
January	Jan	01
February	Feb	02
March	Mar	03
April	Apr	04
May	May	05
June	Jun	06
July	Jul	07
August	Aug	08
September	Sep	09
October	Oct	10
November	Nov	11
December	Dec	12

**IELTS listening | IELTS tinglash bo'limi**  
**Lesson 3 | 3-dars**

Bu degani, agar javob **17 August** bo'lsa, siz ham 17/08 yoki 08/17 yozishingiz mumkin. Agar siz oy uchun to'liq so'zni yozishga qaror qilsangiz, u bosh harflar bilan yozilishi kerakligini unutmang (ya'ni **avgust** emas, balki **August**).

**Yillar**

Sizningcha bu yillar qanday aytiladi? 1975/1999/2000/2001/2002/2010

1999 yilgacha yil ikki xonali sonlar juftligi sifatida aytiladi. Misol uchun:

- 1910 – nineteen ten
- 1985 – nineteen eighty-five

Agar 2000 yildan yuqori bo'lsa, yilni quyidagicha aytish mumkin (masalan, 2018):

- two thousand and eighteen
- two thousand eighteen
- twenty eighteen

**Telefon raqamlari**

IELTS testining tinglash bo'limining 1-qismida telefon raqamlarini tez-tez uchratib turamiz. Telefon raqamlari 6 tadan 10 tagacha raqamdan iborat bo'lishi va hudud kodini o'z ichiga olishi mumkin. Masalan: (312) 956 2399.

Sizningcha bu telefon raqamlar qanday aytiladi? **9854 6018 / 9947 3677**

Javobi bilan ham tanishib qo'ysak yomon bo'lmaydi

9854 6018                      nine eight five four, six oh one eight  
   nine eight five four, six zero one eight

“0” raqamini oh yoki zero shakllarida aytishimiz mumkin.

9947 3677                      nine nine four seven, three six seven seven  
   double nine four seven, three six double seven

yuqoridagi misollarda 2 raqam birga kelsa ularni ikki usulda aytish mumkin, ya'ni;  
99 = nine nine yoki 99 = double nine

IELTS listening | IELTS tinglash bo'limi  
Lesson 3 | 3-dars

Narxlar

IELTS Listening testida narxlar ko'pincha Britaniya funt sterlingida (£) yoki dollarda (\$) ko'rsatiladi. Tinglash testida eng ko'p ishlatiladigan dollar valyutalari quyidagilardir: AQSh dollari (US\$), Kanada dollari (C\$), Avstraliya dollari (A\$), Yangi Zelandiya dollari (NZ\$), Singapur dollari (S\$) va Gonkong dollari (HK\$). Biroq, javoblaringizda aniq valyutani yozishingiz shart emas; siz faqat dollar belgisini (\$) yozishingiz kerak.

Raqamlar, vaqtlar va sanalarga o'xshab, narxlarni aytishning turli usullari mavjud.

*Quyidagi narx misollarini qanday aytish mumkin: \$2.40/\$100.80/£5.45/£78.80*

\$2.40	two dollars forty two forty two dollars and forty cents
\$100.80	one hundred dollars eighty one hundred dollars and eighty cents
£5.45	five pounds forty-five five pounds and forty-five pence
£78.80	seventy-eight pounds eighty seventy-eight pounds and eighty pence

O'nli raqamlar

O'nli raqamlar tinglash testida nafaqat 1-qismda qo'llaniladi balki boshqa qismlarda ham duch kelinishi mumkin. Ular ko'pincha foizlarda (masalan, 7.5% of the population does regular exercise) yoki kattaroq raqamlarda (masalan, 4.9 million people live in Sydney) ishlatiladi. Keling, o'nlik sonlar qanday aytilishini ko'rib chiqaylik.

3.5%	three <b>point</b> five percent three <b>and a half</b> percent
3.05%	three <b>point oh</b> five percent three <b>point zero</b> five percent
53.76 million	fifty three <b>point</b> seven six million

**Exercise 3**

1. \_\_\_\_\_
2. \_\_\_\_\_
3. \_\_\_\_\_
4. \_\_\_\_\_
5. \_\_\_\_\_
6. \_\_\_\_\_
7. \_\_\_\_\_
8. \_\_\_\_\_
9. \_\_\_\_\_
10. \_\_\_\_\_
11. \_\_\_\_\_
12. \_\_\_\_\_
13. \_\_\_\_\_
14. \_\_\_\_\_
15. \_\_\_\_\_
16. \_\_\_\_\_
17. \_\_\_\_\_
18. \_\_\_\_\_
19. \_\_\_\_\_
20. \_\_\_\_\_
21. \_\_\_\_\_
22. \_\_\_\_\_
23. \_\_\_\_\_
24. \_\_\_\_\_
25. \_\_\_\_\_
26. \_\_\_\_\_
27. \_\_\_\_\_
28. \_\_\_\_\_
29. \_\_\_\_\_
30. \_\_\_\_\_

**Exercise 4**

1. \_\_\_\_\_
2. \_\_\_\_\_
3. \_\_\_\_\_
4. \_\_\_\_\_
5. \_\_\_\_\_
6. \_\_\_\_\_
7. \_\_\_\_\_
8. \_\_\_\_\_
9. \_\_\_\_\_
10. \_\_\_\_\_
11. \_\_\_\_\_
12. \_\_\_\_\_
13. \_\_\_\_\_
14. \_\_\_\_\_

IELTS listening | IELTS tinglash bo'limi

Lesson 3 | 3-dars

15. \_\_\_\_\_
16. \_\_\_\_\_
17. \_\_\_\_\_
18. \_\_\_\_\_
19. \_\_\_\_\_
20. \_\_\_\_\_
21. \_\_\_\_\_
22. \_\_\_\_\_
23. \_\_\_\_\_
24. \_\_\_\_\_
25. \_\_\_\_\_
26. \_\_\_\_\_
27. \_\_\_\_\_
28. \_\_\_\_\_
29. \_\_\_\_\_
30. \_\_\_\_\_
31. \_\_\_\_\_
32. \_\_\_\_\_
33. \_\_\_\_\_
34. \_\_\_\_\_
35. \_\_\_\_\_
36. \_\_\_\_\_
37. \_\_\_\_\_
38. \_\_\_\_\_
39. \_\_\_\_\_
40. \_\_\_\_\_
41. \_\_\_\_\_
42. \_\_\_\_\_
43. \_\_\_\_\_
44. \_\_\_\_\_
45. \_\_\_\_\_
46. \_\_\_\_\_
47. \_\_\_\_\_
48. \_\_\_\_\_
49. \_\_\_\_\_
50. \_\_\_\_\_
51. \_\_\_\_\_
52. \_\_\_\_\_
53. \_\_\_\_\_
54. \_\_\_\_\_
55. \_\_\_\_\_
56. \_\_\_\_\_
57. \_\_\_\_\_
58. \_\_\_\_\_
59. \_\_\_\_\_
60. \_\_\_\_\_
61. \_\_\_\_\_
62. \_\_\_\_\_
63. \_\_\_\_\_
64. \_\_\_\_\_
65. \_\_\_\_\_
66. \_\_\_\_\_
67. \_\_\_\_\_
68. \_\_\_\_\_

Qizilgiz.til



IELTS listening | IELTS tinglash bo'limi

Lesson 3 | 3-dars

- 69. \_\_\_\_\_
- 70. \_\_\_\_\_
- 71. \_\_\_\_\_
- 72. \_\_\_\_\_
- 73. \_\_\_\_\_
- 74. \_\_\_\_\_
- 75. \_\_\_\_\_
- 76. \_\_\_\_\_
- 77. \_\_\_\_\_
- 78. \_\_\_\_\_
- 79. \_\_\_\_\_
- 80. \_\_\_\_\_
- 81. \_\_\_\_\_
- 82. \_\_\_\_\_
- 83. \_\_\_\_\_
- 84. \_\_\_\_\_
- 85. \_\_\_\_\_
- 86. \_\_\_\_\_
- 87. \_\_\_\_\_
- 88. \_\_\_\_\_
- 89. \_\_\_\_\_
- 90. \_\_\_\_\_
- 91. \_\_\_\_\_
- 92. \_\_\_\_\_
- 93. \_\_\_\_\_
- 94. \_\_\_\_\_
- 95. \_\_\_\_\_
- 96. \_\_\_\_\_
- 97. \_\_\_\_\_
- 98. \_\_\_\_\_
- 99. \_\_\_\_\_
- 100. \_\_\_\_\_
- 101. \_\_\_\_\_
- 102. \_\_\_\_\_
- 103. \_\_\_\_\_
- 104. \_\_\_\_\_
- 105. \_\_\_\_\_
- 106. \_\_\_\_\_
- 107. \_\_\_\_\_
- 108. \_\_\_\_\_
- 109. \_\_\_\_\_
- 110. \_\_\_\_\_
- 111. \_\_\_\_\_
- 112. \_\_\_\_\_
- 113. \_\_\_\_\_
- 114. \_\_\_\_\_
- 115. \_\_\_\_\_
- 116. \_\_\_\_\_
- 117. \_\_\_\_\_
- 118. \_\_\_\_\_
- 119. \_\_\_\_\_
- 120. \_\_\_\_\_
- 121. \_\_\_\_\_
- 122. \_\_\_\_\_



IELTS listening | IELTS tinglash bo'limi

Lesson 3 | 3-dars

- 123. \_\_\_\_\_
- 124. \_\_\_\_\_
- 125. \_\_\_\_\_
- 126. \_\_\_\_\_
- 127. \_\_\_\_\_
- 128. \_\_\_\_\_
- 129. \_\_\_\_\_
- 130. \_\_\_\_\_
- 131. \_\_\_\_\_
- 132. \_\_\_\_\_
- 133. \_\_\_\_\_
- 134. \_\_\_\_\_
- 135. \_\_\_\_\_
- 136. \_\_\_\_\_
- 137. \_\_\_\_\_
- 138. \_\_\_\_\_
- 139. \_\_\_\_\_
- 140. \_\_\_\_\_
- 141. \_\_\_\_\_
- 142. \_\_\_\_\_
- 143. \_\_\_\_\_
- 144. \_\_\_\_\_
- 145. \_\_\_\_\_
- 146. \_\_\_\_\_
- 147. \_\_\_\_\_
- 148. \_\_\_\_\_
- 149. \_\_\_\_\_
- 150. \_\_\_\_\_
- 151. \_\_\_\_\_
- 152. \_\_\_\_\_
- 153. \_\_\_\_\_
- 154. \_\_\_\_\_
- 155. \_\_\_\_\_
- 156. \_\_\_\_\_
- 157. \_\_\_\_\_
- 158. \_\_\_\_\_
- 159. \_\_\_\_\_
- 160. \_\_\_\_\_
- 161. \_\_\_\_\_
- 162. \_\_\_\_\_
- 163. \_\_\_\_\_

